



Omni-Channel Developer Guide

Version 53.0, Winter '22



CONTENTS

Chapter 1: Omni-Channel Developer Guide	1
Omni-Channel SOAP API Objects	2
AgentWork	3
AgentWorkSkill	11
OmniSupervisorConfig	12
OmniSupervisorConfigGroup	13
OmniSupervisorConfigProfile	14
OmniSupervisorConfigUser	15
PendingServiceRouting	16
PresenceConfigDeclineReason	21
PresenceDeclineReason	22
PresenceUserConfig	23
PresenceUserConfigProfile	26
PresenceUserConfigUser	27
QueueRoutingConfig	28
QueueSubject	31
ServiceChannel	32
ServiceChannelFieldPriority	35
ServiceChannelStatus	36
ServicePresenceStatus	37
ServiceResource	38
SkillRequirement	43
UserServicePresence	46
Omni-Channel Metadata API Types	47
Omni-Channel Objects for the Salesforce Console	48
Omni-Channel Objects for the Salesforce Console Integration Toolkit	48
Omni-Channel Objects for the Lightning Console JavaScript API	64
External Routing for Omni-Channel	79
Technical Architecture and Process	80
Integrate External Routing	80
Expected Behavior	82
Troubleshooting	83
INDEX	85

CHAPTER 1 Omni-Channel Developer Guide

In this chapter ...

- [Omni-Channel SOAP API Objects](#)
- [Omni-Channel Metadata API Types](#)
- [Omni-Channel Objects for the Salesforce Console](#)
- [External Routing for Omni-Channel](#)

Customize your Omni-Channel records and console integration with Omni-Channel API objects and console methods.

Omni-Channel SOAP API Objects

Use SOAP API to create, retrieve, update or delete records, such as accounts, leads, and custom objects. The SOAP API includes several objects that let you control and customize your Omni-Channel records, including Omni-Channel users, routing configurations, and statuses.

If you need more information on Salesforce's SOAP API, see the [SOAP API Developer Guide](#).

[AgentWork](#)

Represents a work assignment that's been routed to an agent. This object is available in API version 32.0 and later.

[AgentWorkSkill](#)

Represents a skill used to route a work assignment to an agent. AgentWorkSkill is used for reporting and represents the result of a routing decision. This object is available in API version 42.0 and later.

[OmniSupervisorConfig](#)

Represents a configuration that determines a user's Omni-Channel Supervisor settings. This object is available in API version 41.0 and later.

[OmniSupervisorConfigGroup](#)

Represents a public group assigned to the Omni-Channel Supervisor configuration that's visible to a supervisor user. This object is available in API version 41.0 and later.

[OmniSupervisorConfigProfile](#)

Represents a configuration that determines the Omni-Channel Supervisor settings that are assigned to users who are assigned to a specific profile. User-level configurations override profile-level configurations. This object is available in API version 41.0 and later.

[OmniSupervisorConfigUser](#)

Represents a configuration that determines the Omni-Channel Supervisor settings that are assigned to a user. User-level configurations override profile-level configurations. This object is available in API version 41.0 and later.

[PendingServiceRouting](#)

Represents a work assignment that's waiting to be routed. This object is available in API version 40.0 and later.

[PresenceConfigDeclineReason](#)

Represents the settings for a decline reason that a presence user provides when declining work. This object is available in API version 37.0 and later.

[PresenceDeclineReason](#)

Represents an Omni-Channel decline reason that agents can select when declining work requests. This object is available in API version 37.0 and later.

[PresenceUserConfig](#)

Represents a configuration that determines a presence user's settings. This object is available in API version 32.0 and later.

[PresenceUserConfigProfile](#)

Represents a configuration that determines the settings that are assigned to presence users who are assigned to a specific profile. User-level configurations override profile-level configurations. This object is available in API version 32.0 and later.

[PresenceUserConfigUser](#)

Represents a configuration that determines the settings that are assigned to a presence user. These user-level configurations override profile-level configurations. This object is available in API version 32.0 and later.

[QueueRoutingConfig](#)

Represents the settings that determine how work items are routed to agents. This object is available in API version 32.0 and later.

[QueueSubject](#)

Represents the mapping between a queue Group and the sObject types associated with the queue, including custom objects.

[ServiceChannel](#)

Represents a channel of work items that are received from your organization—for example, cases, chats, or leads. This object is available in API version 32.0 and later.

[ServiceChannelFieldPriority](#)

Represents a secondary routing priority field-value mapping. This object is available in API version 47.0 and later.

[ServiceChannelStatus](#)

Represents the status that's associated with a specific service channel. This object is available in API version 32.0 and later.

[ServicePresenceStatus](#)

Represents a presence status that can be assigned to a service channel. This object is available in API version 32.0 and later.

[ServiceResource](#)

Represents a service technician or service crew in field service in Field Service and Lightning Scheduler. This object is available in API version 38.0 and later.

[SkillRequirement](#)

Represents a skill that is required to complete a particular task in Field Service and Lightning Scheduler. Skill requirements can be added to work types, work orders, and work order line items in Field Service and Lightning Scheduler. This object is available in API version 38.0 and later. You also can add skill requirements to work items in Omni-Channel skills-based routing using API version 42.0 and later.

[UserServicePresence](#)

Represents a presence user's real-time presence status. This object is available in API version 32.0 and later.

AgentWork

Represents a work assignment that's been routed to an agent. This object is available in API version 32.0 and later.

Supported Calls


`create()`, `delete()`, `describeObjects()`, `getDeleted()`, `getUpdated()`, `query()`, `retrieve()`, `undelete()`, `update()`, `upsert()`


Special Access Rules

To access this object, [Omni-Channel](#) must be enabled.

Fields

Field	Details
AcceptDateTime	<p>Type dateTime</p> <p>Properties Filter, Nillable, Sort</p>

Field	Details
	<p>Description</p> <p>Indicates when the work item was accepted.</p>
ActiveTime	<p>Type</p> <p>int</p> <p>Properties</p> <p>Filter, Group, Nillable, Sort</p> <p>Description</p> <p>The amount of time an agent actively worked on the work item. Tracks when the item is open and in focus in the agent's console. If After Conversation Work (beta) is in use, ActiveTime ends when the AfterConversationActualTime period ends or the agent closes the work item, whichever occurs first.</p> <p> Note: ActiveTime is tracked only for work that is routed using the tab-based capacity model.</p>
AfterConversationActualTime	<p>Type</p> <p>int</p> <p>Properties</p> <p>Filter, Group, Nillable, Sort</p> <p>Description</p> <p>(Beta) The number of seconds an agent spent on After Conversation Work (ACW) after customer contact ended. This field is available in API version 52.0 and later.</p>
AgentCapacityWhenDeclined	<p>Type</p> <p>double</p> <p>Properties</p> <p>Filter, Nillable, Sort</p> <p>Description</p> <p>The agent's capacity when declining work, either explicitly or through push timeout.</p>
AssignedDateTime	<p>Type</p> <p>dateTime</p> <p>Properties</p> <p>Filter, Nillable, Sort</p> <p>Description</p> <p>Indicates when the work item was assigned to an agent,</p>
CancelDateTime	<p>Type</p> <p>dateTime</p> <p>Properties</p> <p>Filter, Nillable, Sort</p>

Field	Details
	<p>Description Indicates when the work item was canceled.</p>
CapacityModel	<p>Type picklist</p> <p>Properties Filter, Group, Nillable, Restricted picklist, Sort</p> <p>Description Indicates the capacity model used to determine agent capacity. Valid values are StatusBased and TabBased. This field is available in API version 50.0 and later.</p> <p> Note: A work item consumes agent capacity only if it was first assigned to the agent by Omni-Channel using queues or skills.</p>
CapacityPercentage	<p>Type percent</p> <p>Properties Create, Filter, Nillable, Sort</p> <p>Description The percentage of an agent's capacity for work items that's consumed by a specific type of work item from this service channel.</p> <p>When an agent's combined work items reach 100%, the agent won't receive new work items until there is enough open capacity for more work. For example, if you give phone calls a capacity percentage of 100, an agent on a call doesn't receive new work items until the call ends.</p>
CapacityWeight	<p>Type double</p> <p>Properties Create, Filter, Nillable, Sort</p> <p>Description The amount of an agent's capacity for work items that's consumed by a work item from this service channel.</p> <p>For example, if cases are assigned a capacity weight of 2, an agent with a capacity of 6 can accept up to 3 cases before the agent is at capacity and can't receive new work items.</p>
CloseDateTime	<p>Type dateTime</p> <p>Properties Filter, Nillable, Sort</p> <p>Description Indicates when the work item was closed.</p>

Field	Details
DeclineDateTime	<p>Type dateTime</p> <p>Properties Filter, Nillable, Sort</p> <p>Description Date and time when the agent declined this record.</p>
DeclineReason	<p>Type string</p> <p>Properties Filter, Group, Nillable, Sort</p> <p>Description The provided reason for why an agent declined the work request.</p>
HandleTime	<p>Type int</p> <p>Properties Filter, Group, Nillable, Sort</p> <p>Description The amount of time an agent had the work item open. Calculated by <code>Close Time - Accepted Time</code>. If After Conversation Work (beta) is in use, HandleTime ends when the AfterConversationActualTime period ends or the agent closes the work item, whichever occurs first.</p>
IsOwnerChangeInitiated	<p>Type boolean</p> <p>Properties Defaulted on create, Filter, Group, Sort</p> <p>Description Indicates whether a work item owner change triggered the direct assignment of the work item to the agent. The default value is false. Status-Based Capacity Model has to be turned on to use this field. This field is available in API version 50.0 and later.</p>
IsPreferredUserRequired	<p>Type boolean</p> <p>Properties Defaulted on create, Filter, Group, Sort</p> <p>Description Indicates whether a work item should stay with the preferred user even when the user is not available. The default value is false. This field is available in API version 50.0 and later.</p>

Field	Details
IsStatusChangeInitiated	<p>Type boolean</p> <p>Properties Defaulted on create, Filter, Group, Sort</p> <p>Description Indicates whether a work item status change triggered the direct assignment of the work item to the agent. The default value is false. Status-Based Capacity Model has to be turned on to use this field. This field is available in API version 50.0 and later.</p>
Name	<p>Type string</p> <p>Properties Autonumber, Defaulted on create, Filter, idLookup, Sort</p> <p>Description An automatically generated ID number that identifies the record.</p>
OriginalGroupId	<p>Type reference</p> <p>Properties Filter, Group, Nillable, Sort</p> <p>Description The ID of the queue that the work assignment was originally routed to.</p>
OriginalQueueId	<p>Type reference</p> <p>Properties Filter, Group, Nillable, Sort</p> <p>Description The ID of the queue that the work assignment was originally routed to. Due to API changes, OriginalQueueId is no longer recommended. Use OriginalGroupId instead.</p>
OwnerId	<p>Type reference</p> <p>Properties Create, Defaulted on create, Filter, Group, Sort, Update</p> <p>Description The ID of the owner of the AgentWork. This field is available in API version 50.0 and later.</p>
PendingServiceRoutingId	<p>Type reference</p> <p>Properties Create, Filter, Group, Nillable, Sort</p>

Field	Details
	<p>Description</p> <p>The ID of the PendingServiceRouting on page 16 from which the AgentWork was created. This field is available in API version 50.0 and later.</p>
PreferredUserId	<p>Type</p> <p>reference</p> <p>Properties</p> <p>Filter, Group, Nillable, Sort</p> <p>Description</p> <p>The ID of the preferred user to handle the work. This field is available in API v46.0 and later.</p>
PushTimeout	<p>Type</p> <p>int</p> <p>Properties</p> <p>Filter, Group, Nillable, Sort</p> <p>Description</p> <p>The number of seconds set for push timeout. 0 is returned when push timeout isn't enabled. Available in API version 36.0 and later.</p>
PushTimeoutDateTime	<p>Type</p> <p>dateTime</p> <p>Properties</p> <p>Filter, Nillable, Sort</p> <p>Description</p> <p>Indicates when the push timeout event occurred. Available in API version 36.0 and later.</p>
RequestDateTime	<p>Type</p> <p>dateTime</p> <p>Properties</p> <p>Filter, Nillable, Sort</p> <p>Description</p> <p>Indicates when the work was requested.</p>
RoutingModel	For internal use only.
RoutingPriority	For internal use only.
RoutingType	For internal use only.
SecondaryRoutingPriority	<p>Type</p> <p>int</p> <p>Properties</p> <p>Filter, Group, Nillable, Sort</p>

Field	Details
	<p>Description Indicates the secondary routing priority.</p>
ServiceChannelId	<p>Type reference</p> <p>Properties Create, Filter, Group, Sort</p> <p>Description The ID of the service channel that's associated with the work assignment.</p>
ShouldSkipCapacityCheck	<p>Type boolean</p> <p>Properties Create, Defaulted on create, Filter, Group, Sort</p> <p>Description Indicates whether to skip checking an agent's available capacity (<code>true</code>) or not (<code>false</code>) when an externally routed work item is created. This field is used when agents can simultaneously handle work from both Omni-Channel queues and queues using external routing.</p> <p>When <code>true</code>, the receiving agent can exceed their set capacity to accept the item, but they don't receive more Omni-Channel routed work. When <code>false</code>, the receiving agent can't exceed their set capacity and must have enough open capacity to accept the item.</p>
SpeedToAnswer	<p>Type int</p> <p>Properties Filter, Group, Nillable, Sort</p> <p>Description The amount of time between when the work was requested and when an agent accepted it.</p>
Status	<p>Type picklist</p> <p>Properties Filter, Group, Restricted picklist, Sort</p> <p>Description The working status of the work item. Valid values are:</p> <ul style="list-style-type: none"> Assigned – The item is assigned to the agent but hasn't been opened. Opened – The agent opened the item. Unavailable – The item was assigned to the agent but the agent became unavailable (went offline or lost connection). Declined – The item was assigned to the agent but the agent explicitly declined it.

Field	Details
	<ul style="list-style-type: none"> DeclinedOnPushTimeout – The item was declined because push time-out is enabled and the item request timed out with the agent. Closed – The item is closed. Canceled – The item no longer needs to be routed. For example: a chat visitor cancels their Omni-Channel routed chat request before it reaches an agent. Transferred–The item was transferred from an agent to another agent, queue, or skill.
UserId	<p>Type reference</p> <p>Properties Create, Filter, Group, Sort</p> <p>Description The ID of the user that the work item was assigned to.</p>
WorkItemId	<p>Type reference</p> <p>Properties Create, Filter, Group, Sort</p> <p>Description The ID of the object that's routed to the agent through Omni-Channel.</p>

Usage

AgentWork records can only be deleted if they have the status Closed, Declined, or Unavailable. They can't be deleted if their status is Assigned or Opened because they're active in Omni-Channel.

AgentWork records have the status Assigned when they're created. Once created, the record is automatically pushed to the assigned agent.

While the metadata for AgentWork indicates support for `upsert()` and `update()`, these calls aren't used with AgentWork because none of its fields can be updated.

Apex triggers are supported with AgentWork.

Associated Objects

This object has the following associated objects. Unless noted, they are available in the same API version as this object.

AgentWorkOwnerSharingRule

Sharing rules are available for the object.

AgentWorkShare

Sharing is available for the object.

AgentWorkSkill

Represents a skill used to route a work assignment to an agent. AgentWorkSkill is used for reporting and represents the result of a routing decision. This object is available in API version 42.0 and later.

Supported Calls

`delete()`, `describeSObjects()`, `getDeleted()`, `getUpdated()`, `query()`, `retrieve()`, `undelete()`

Special Access Rules

To access this object, [Omni-Channel](#) must be enabled.

Fields

Field	Details
AgentWorkId	<p>Type reference</p> <p>Properties Filter, Group, Sort</p> <p>Description The AgentWork object associated with this skill.</p>
IsAdditionalSkill	<p>Type boolean</p> <p>Properties Defaulted on create, Filter, Group, Sort</p> <p>Description After a designated timeout period, a skill marked as additional is dropped from Omni-Channel routing. The case is then routed to the best-matched agent, even if the agent doesn't have all the skills. The default value is false. Available in API version 48.0 and later.</p>
Name	<p>Type string</p> <p>Properties Autonumber, Defaulted on create, Filter, idLookup, Sort</p> <p>Description An automatically generated ID number that identifies the record.</p>
SkillId	<p>Type reference</p> <p>Properties Filter, Group, Sort</p>

Field	Details
	<p>Description The skill that is required or additional.</p>
SkillLevel	<p>Type double</p> <p>Properties Filter, Sort</p> <p>Description The level of the required or additional skill. Skill levels can range from 1 to 10. Depending on your business needs, you might want the skill level to reflect years of experience, certification levels, or license classes.</p>
SkillPriority	<p>Type int</p> <p>Properties Aggregatable, Filter, Group, Nillable, Sort</p> <p>Description For additional skills, specifies the order in which skills are dropped if after the specified timeout no agent with that skill is available. Higher priority-value skills are dropped first. Lower priority-value skills, for example 0, are dropped last. Skills with the same priority value are dropped as a group. You can set skill priority using attribute setup for skills-based routing or Apex code.</p>
WasDropped	<p>Type boolean</p> <p>Properties Filter, Group, Sort</p> <p>Description For skills marked as additional, indicates if the skill was dropped from Omni-Channel routing because an agent with this skill was not available. The default value is false. Available in API version 48.0 and later.</p>

OmniSupervisorConfig

Represents a configuration that determines a user's Omni-Channel Supervisor settings. This object is available in API version 41.0 and later.



Important: Where possible, we changed noninclusive terms to align with our company value of Equality. Because changing terms in our code can break current implementations, we maintained this object's name.

Supported Calls


`create()`, `delete()`, `query()`, `update()`, `retrieve()`

Special Access Rules

To access this object, [Omni-Channel](#) must be enabled.

As of Spring '20 and later, only authenticated internal and external users can access this object.

Fields

Field	Details
DeveloperName	<p>Type string</p> <p>Properties Create, Filter, Group, Sort</p> <p>Description The unique name of the object in the API. This name can contain only underscores and alphanumeric characters, and must be unique in your org. It must begin with a letter, not include spaces, not end with an underscore, and not contain two consecutive underscores. In managed packages, this field prevents naming conflicts on package installations. With this field, a developer can change the object's name in a managed package and the changes are reflected in a subscriber's organization.</p> <p> Note: When creating large sets of data, always specify a unique <code>DeveloperName</code> for each record. If no <code>DeveloperName</code> is specified, performance slows down while Salesforce generates one for each record.</p>
Language	<p>Type picklist</p> <p>Properties Create, Defaulted on create, Filter, Group, Nillable, Restricted picklist, Sort</p> <p>Description The language of the Omni-Channel Supervisor configuration.</p>
MasterLabel	<p>Type string</p> <p>Properties Create, Filter, Group, Sort</p> <p>Description The label for the <code>OmniSupervisorConfig</code>.</p>

OmniSupervisorConfigGroup

Represents a public group assigned to the Omni-Channel Supervisor configuration that's visible to a supervisor user. This object is available in API version 41.0 and later.

Supported Calls

`create()`, `delete()`, `query()`, `update()`, `retrieve()`

Special Access Rules

To access this object, [Omni-Channel](#) must be enabled.

As of Spring '20 and later, only authenticated internal and external users can access this object.

Fields

Field	Details
GroupId	<p>Type reference</p> <p>Properties Create, Filter, Group, Nillable, Sort</p> <p>Description The ID of the group that's made visible to the supervisor user in the Omni-Channel Supervisor configuration.</p>
OmniSupervisorConfigId	<p>Type reference</p> <p>Properties Create, Filter, Group, Sort</p> <p>Description The ID of the Omni-Channel Supervisor configuration.</p>

OmniSupervisorConfigProfile

Represents a configuration that determines the Omni-Channel Supervisor settings that are assigned to users who are assigned to a specific profile. User-level configurations override profile-level configurations. This object is available in API version 41.0 and later.

Supported Calls

`create()`, `delete()`, `query()`, `update()`, `retrieve()`

Special Access Rules

To access this object, [Omni-Channel](#) must be enabled.

As of Spring '20 and later, only authenticated internal and external users can access this object.

Fields

Field	Details
OmniSupervisorConfigId	<p>Type reference</p> <p>Properties Create, Filter, Group, Sort</p> <p>Description The ID of the Omni-Channel Supervisor configuration.</p>
ProfileId	<p>Type reference</p> <p>Properties Create, Filter, Group, Nillable, Sort</p> <p>Description The ID of the profile associated with this Omni-Channel Supervisor configuration. A profile can be associated with only one Omni-Channel Supervisor configuration.</p>

OmniSupervisorConfigUser

Represents a configuration that determines the Omni-Channel Supervisor settings that are assigned to a user. User-level configurations override profile-level configurations. This object is available in API version 41.0 and later.

Supported Calls

`create()`, `delete()`, `query()`, `update()`, `retrieve()`

Special Access Rules

To access this object, [Omni-Channel](#) must be enabled.

As of Spring '20 and later, only authenticated internal and external users can access this object.

Fields

Field	Details
OmniSupervisorConfigId	<p>Type reference</p> <p>Properties Create, Filter, Group, Sort</p> <p>Description The ID of the Omni-Channel Supervisor configuration.</p>

Field	Details
UserId	<p>Type reference</p> <p>Properties Create, Filter, Group, Nillable, Sort</p> <p>Description ID of the user associated with this Omni-Channel Supervisor configuration. A user can be associated with only one Omni-Channel Supervisor configuration.</p>

PendingServiceRouting

Represents a work assignment that's waiting to be routed. This object is available in API version 40.0 and later.

Supported Calls

`create()`, `delete()`, `describeSObjects()`, `getDeleted()`, `getUpdated()`, `query()`, `retrieve()`, `undelete()`, `update()`, `upsert()`

Special Access Rules

To access this object, [Omni-Channel](#) must be enabled.

Fields

Field	Details
CapacityPercentage	<p>Type percent</p> <p>Properties Create, Filter, Nillable, Sort, Update</p> <p>Description Indicates the amount of work that this item represents as a percentage. Valid values are 0–100.</p>
CapacityWeight	<p>Type double</p> <p>Properties Create, Filter, Nillable, Sort, Update</p> <p>Description Indicates the amount of work that this work item represents as a whole number.</p>

Field	Details
CustomRequestedDateTime	<p>Type dateTime</p> <p>Properties Create, Filter, Nillable, Sort, Update</p> <p>Description Retains the datetime of a work item's initial request, so work items are rerouted using the datetime of the initial work request. When left blank, work items are rerouted using the datetime when they were rerouted.</p>
DropAdditionalSkillsTimeout	<p>Type int</p> <p>Properties Create, Filter, Group, Nillable, Sort, Update</p> <p>Description The period of time to wait before a skill marked as additional is dropped from Omni-Channel routing. The case is then routed to the best-matched agent even if they don't have all the skills.</p>
GroupId	<p>Type reference</p> <p>Properties Filter, Group, Nillable, Sort</p> <p>Description The ID of the Omni-Channel queue.</p>
IsOwnerChangeInitiated	<p>Type boolean</p> <p>Properties Defaulted on create, Filter, Group, Sort</p> <p>Description Indicates whether a work item owner change triggered the direct assignment of the work item to the agent. The default value is false.</p>
IsPreferredUserRequired	<p>Type boolean</p> <p>Properties Create, Defaulted on create, Filter, Group, Sort</p> <p>Description Indicates whether a work item should stay with the preferred user even when the user is not available, The default value is false. This field is available in API version 50.0 and later.</p>

Field	Details
IsPushAttempted	<p>Type boolean</p> <p>Properties Defaulted on create, Filter, Group, Sort</p> <p>Description Indicates whether a push has been attempted. <code>true</code> if an agent was chosen at least once to route this <code>PendingServiceRouting</code>; <code>false</code> otherwise.</p>
IsPushed	<p>Type boolean</p> <p>Properties Defaulted on create, Filter, Group, Sort</p> <p>Description Indicates whether the <code>PendingServiceRouting</code> is pushed to an agent.</p>
IsReadyForRouting	<p>Type boolean</p> <p>Properties Create, Defaulted on create, Filter, Group, Sort, Update</p> <p>Description Indicates whether the work item is ready to be routed to an agent. You can't edit a <code>PendingServiceRouting</code> object that is set to <code>True</code>.</p>
IsStatusChangeInitiated	<p>Type boolean</p> <p>Properties Defaulted on create, Filter, Group, Sort</p> <p>Description Indicates whether a work item status change triggered the direct assignment of the work item to the agent. The default value is <code>false</code>. This field is available in API version 50.0 and later.</p>
IsTransfer	<p>Type boolean</p> <p>Properties Defaulted on create, Filter, Group, Sort</p> <p>Description Indicates whether this <code>PendingServiceRouting</code> is a transfer request.</p>
LastDeclinedAgentSession	<p>Type string</p>

Field	Details
	<p>Properties Filter, Group, Nillable, Sort</p> <p>Description Chat Session ID of the agent who last declined this work item.</p>
Name	<p>Type string</p> <p>Properties Autonumber, Defaulted on create, Filter, idLookup, Sort</p> <p>Description Name of the <code>PendingServiceRouting</code>.</p>
OwnerId	<p>Type reference</p> <p>Properties Create, Defaulted on create, Filter, Group, Sort, Update</p> <p>Description The ID of the owner of this <code>PendingServiceRouting</code>.</p>
PreferredUserId	<p>Type reference</p> <p>Properties Create, Filter, Group, Nillable, Sort, Update</p> <p>Description The ID of the preferred user to handle the work.</p>
PushTimeout	<p>Type int</p> <p>Properties Create, Filter, Group, Nillable, Sort, Update</p> <p>Description The number of seconds set for push timeout. <i>0</i> is returned when push timeout isn't enabled. Available in API version 36.0 and later.</p>
QueueId	<p>Type reference</p> <p>Properties Filter, Group, Nillable, Sort</p> <p>Description The ID of the Omni-Channel queue. Due to API changes, <code>QueueId</code> is no longer recommended. Use GroupId instead.</p>

Field	Details
RoutingModel	<p>Type picklist</p> <p>Properties Create, Filter, Group, Nillable, Restricted picklist, Sort, Update</p> <p>Description Type of routing model. For a queue configured with a queue routing configuration, the routing model is <code>ExternalRouting</code> for all external routing <code>PendingServiceRouting</code>.</p>
RoutingPriority	<p>Type int</p> <p>Properties Create, Filter, Group, Nillable, Sort, Update</p> <p>Description The order in which work items are routed to agents.</p>
RoutingType	<p>Type picklist</p> <p>Properties Create, Defaulted on create, Filter, Group, Nillable, Restricted picklist, Sort</p> <p>Description Indicates whether the work item is routed by queue or by skills-based routing. Valid values are <code>QueueBased</code> and <code>SkillsBased</code>.</p>
SecondaryRoutingPriority	<p>Type int</p> <p>Properties Create, Filter, Group, Nillable, Sort, Update</p> <p>Description Indicates the secondary routing priority.</p>
Serial	<p>Type int</p> <p>Properties Filter, Group, Nillable, Sort</p> <p>Description Serial number of the <code>PendingServiceRouting</code>. The serial number is automatically incremented each time the <code>PendingServiceRouting</code> is modified.</p>
ServiceChannelId	<p>Type reference</p>

Field	Details
	<p>Properties Create, Filter, Group, Sort</p> <p>Description ID of the Service Channel.</p>
WorkItemId	<p>Type reference</p> <p>Properties Create, Filter, Group, Sort</p> <p>Description ID of the work item.</p>

Usage

When you use `PendingServiceRouting` objects for queue-based routing, the `PendingServiceRouting` objects don't invoke triggers before or after insert, or any action (trigger, workflow rule, validation) that could interfere with the creation of the `PendingServiceRouting` object.

Associated Objects

This object has the following associated objects. Unless noted, they are available in the same API version as this object.

PendingServiceRoutingOwnerSharingRule

Sharing rules are available for the object.

PendingServiceRoutingShare

Sharing is available for the object.

PresenceConfigDeclineReason

Represents the settings for a decline reason that a presence user provides when declining work. This object is available in API version 37.0 and later.

Supported Calls

`create()`, `delete()`, `describeSObjects()`, `update()`, `query()`, `retrieve()`

Special Access Rules

To access this object, [Omni-Channel](#) must be enabled.


As of Spring '20 and later, only authenticated internal and external users can access this object.

Fields

Field	Details
PresenceDeclineReasonId	<p>Type reference</p> <p>Properties Create, Filter, Group, Nillable, Sort</p> <p>Description The ID of the PresenceDeclineReason record.</p>
PresenceUserConfigId	<p>Type reference</p> <p>Properties Create, Filter, Group, Sort</p> <p>Description The ID of the PresenceUserConfig record where the decline reasons are added.</p>

PresenceDeclineReason

Represents an Omni-Channel decline reason that agents can select when declining work requests. This object is available in API version 37.0 and later.

 **Important:** Where possible, we changed noninclusive terms to align with our company value of Equality. Because changing terms in our code can break current implementations, we maintained this object's name.

Supported Calls

`create()`, `delete()`, `describeObjects()`, `update()`, `query()`, `retrieve()`



Special Access Rules

To access this object, [Omni-Channel](#) must be enabled.

As of Spring '20 and later, only authenticated internal and external users can access this object.

Fields

Field	Details
DeveloperName	<p>Type string</p> <p>Properties Create, Filter, Group, Sort</p>

Field	Details
	<p>Description</p> <p>The unique name of the object in the API. This name can contain only underscores and alphanumeric characters, and must be unique in your org. It must begin with a letter, not include spaces, not end with an underscore, and not contain two consecutive underscores. In managed packages, this field prevents naming conflicts on package installations. With this field, a developer can change the object's name in a managed package and the changes are reflected in a subscriber's organization.</p> <p> Note: When creating large sets of data, always specify a unique <code>DeveloperName</code> for each record. If no <code>DeveloperName</code> is specified, performance slows down while Salesforce generates one for each record.</p> <p> Note: Only users with View DeveloperName OR View Setup and Configuration permission can view, group, sort, and filter this field.</p>
Language	<p>Type</p> <p>picklist</p> <p>Properties</p> <p>Create, Filter, Group, Nillable, Restricted picklist, Sort</p> <p>Description</p> <p>The language of the PresenceDeclineReason.</p>
MasterLabel	<p>Type</p> <p>string</p> <p>Properties</p> <p>Create, Filter, Group, Sort</p> <p>Description</p> <p>The label for the PresenceDeclineReason.</p>

PresenceUserConfig

Represents a configuration that determines a presence user's settings. This object is available in API version 32.0 and later.

Supported Calls



`create()`, `delete()`, `describeObjects()`, `update()`, `query()`, `retrieve()`

Special Access Rules

To access this object, [Omni-Channel](#) must be enabled.

As of Spring '20 and later, only authenticated internal and external users can access this object.

Fields

Field	Details
Capacity	<p>Type int</p> <p>Properties Create, Filter, Group, Sort</p> <p>Description The maximum number of work assignments that can be pushed to an agent at a time.</p>
DeveloperName	<p>Type string</p> <p>Properties Create, Filter, Group, Sort</p> <p>Description The unique name of the object in the API. This name can contain only underscores and alphanumeric characters, and must be unique in your org. It must begin with a letter, not include spaces, not end with an underscore, and not contain two consecutive underscores. In managed packages, this field prevents naming conflicts on package installations. With this field, a developer can change the object's name in a managed package and the changes are reflected in a subscriber's organization.</p> <p> Note: When creating large sets of data, always specify a unique <code>DeveloperName</code> for each record. If no <code>DeveloperName</code> is specified, performance slows down while Salesforce generates one for each record.</p> <p> Note: Only users with View DeveloperName OR View Setup and Configuration permission can view, group, sort, and filter this field.</p>
Language	<p>Type picklist</p> <p>Properties Create, Filter, Group, Nillable, Restricted picklist, Sort</p> <p>Description The language of the presence configuration.</p>
MasterLabel	<p>Type string</p> <p>Properties Create, Filter, Group, Sort</p> <p>Description The label of the presence configuration.</p>
OptionsIsAutoAcceptEnabled	<p>Type boolean</p>

Field	Details
	<p>Properties Create, Filter</p> <p>Description Indicates whether work items that are routed to agents are automatically accepted (<code>true</code>) or not (<code>false</code>). Available only if <code>OptionsIsDeclineEnabled</code> is set to <code>false</code>.</p>
<code>OptionsIsDeclineEnabled</code>	<p>Type boolean</p> <p>Properties Create, Filter</p> <p>Description Indicates whether agents can decline work items that are routed to them (<code>true</code>) or not (<code>false</code>). Available only if <code>OptionsIsAutoAcceptEnabled</code> is set to <code>false</code>.</p>
<code>OptionsIsDeclineReasonEnabled</code>	<p>Type boolean</p> <p>Properties Create, Filter</p> <p>Description Indicates whether agents can select a reason for declining work requests (<code>true</code>) or not (<code>false</code>). This can be selected only if decline reasons are enabled.</p>
<code>OptionsIsDisconnectSoundEnabled</code>	<p>Type boolean</p> <p>Properties Create, Filter</p> <p>Description Indicates whether a sound is played when agents are disconnected from Omni-Channel (<code>true</code>) or not (<code>false</code>).</p>
<code>OptionsIsRequestSoundEnabled</code>	<p>Type boolean</p> <p>Properties Create, Filter</p> <p>Description Indicates whether a sound plays with incoming work requests (<code>true</code>) or not (<code>false</code>). Set to <code>true</code> by default.</p>
<code>PresenceStatusOnDeclineId</code>	<p>Type reference</p> <p>Properties Create, Filter, Group, Nillable, Sort</p>

Field	Details
	<p>Description</p> <p>The ID of the presence status that's automatically assigned to the agent when the agent declines a work item. Available only if <code>OptionsIsDeclineEnabled</code> is set to <code>true</code>.</p>
<code>PresenceStatusOnPushTimeoutId</code>	<p>Type</p> <p>reference</p> <p>Properties</p> <p>Create, Filter, Group, Nillable, Sort</p> <p>Description</p> <p>The ID of the presence status that's automatically assigned to the agent when the agent doesn't respond to a work item before push timeout occurs. Available in API version 36.0 and later.</p>

PresenceUserConfigProfile

Represents a configuration that determines the settings that are assigned to presence users who are assigned to a specific profile. User-level configurations override profile-level configurations. This object is available in API version 32.0 and later.

Supported Calls

`create()`, `delete()`, `query()`, `update()`, `retrieve()`

Special Access Rules

To access this object, [Omni-Channel](#) must be enabled.

As of Spring '20 and later, only authenticated internal and external users can access this object.

Fields

Field	Details
<code>PresenceUserConfigId</code>	<p>Type</p> <p>reference</p> <p>Properties</p> <p>Create, Filter, Group, Sort</p> <p>Description</p> <p>If an individual user is also assigned a presence configuration through the <code>PresenceUserConfigProfile</code>, this configuration will override that.</p>
<code>ProfileId</code>	<p>Type</p> <p>reference</p>

Field	Details
	<p>Properties Create, Filter, Group, Sort</p> <p>Description The ID of the profile that's associated with this presence configuration. A profile can be associated with only one presence configuration.</p>

PresenceUserConfigUser

Represents a configuration that determines the settings that are assigned to a presence user. These user-level configurations override profile-level configurations. This object is available in API version 32.0 and later.

Supported Calls

`create()`, `delete()`, `query()`, `update()`, `retrieve()`

Special Access Rules

To access this object, [Omni-Channel](#) must be enabled.

As of Spring '20 and later, only authenticated internal and external users can access this object.

Fields

Field	Details
PresenceUserConfigId	<p>Type reference</p> <p>Properties Create, Filter, Group, Sort</p> <p>Description The ID of the presence configuration.</p>
UserId	<p>Type reference</p> <p>Properties Create, Filter, Group, Sort</p> <p>Description The ID of the user who's associated with this presence configuration. A user can be associated with only one presence configuration.</p>

QueueRoutingConfig

Represents the settings that determine how work items are routed to agents. This object is available in API version 32.0 and later.

Supported Calls

`create()`, `delete()`, `query()`, `retrieve()`, `update()`



Special Access Rules

To access this object, [Omni-Channel](#) must be enabled.

As of Spring '20 and later, only authenticated internal and external users can access this object.

Fields

Field	Details
CapacityPercentage	<p>Type percent</p> <p>Properties Create, Filter, Nillable, Sort, Update</p> <p>Description The percentage of an agent's capacity for work items that's consumed by a specific type of work item from this service channel.</p> <p>For example, you might give phone calls a capacity percentage of <code>100</code>. If an agent receives a phone call, the agent won't receive new work items until the call ends, because at that point the agent's capacity will have reached 100%.</p> <p>This field is available in API version 33.0 and later.</p>
CapacityWeight	<p>Type double</p> <p>Properties Create, Filter, Nillable, Sort, Update</p> <p>Description The amount of an agent's capacity for work items that's consumed by a work item from this service channel.</p> <p>For example, if an agent has a capacity of <code>6</code>, and cases are assigned a capacity weight of <code>2</code>, an agent can be assigned up to 3 cases before the agent is at capacity and can't receive new work items.</p> <p>This field is available in API version 33.0 and later.</p>
DeveloperName	<p>Type string</p>

Field	Details
	<p>Properties Create, Filter, Group, Sort, Update</p> <p>Description The unique name of the object in the API. This name can contain only underscores and alphanumeric characters, and must be unique in your org. It must begin with a letter, not include spaces, not end with an underscore, and not contain two consecutive underscores. In managed packages, this field prevents naming conflicts on package installations. With this field, a developer can change the object's name in a managed package and the changes are reflected in a subscriber's organization.</p> <p> Note: When creating large sets of data, always specify a unique <code>DeveloperName</code> for each record. If no <code>DeveloperName</code> is specified, performance slows down while Salesforce generates one for each record.</p> <p> Note: Only users with View DeveloperName OR View Setup and Configuration permission can view, group, sort, and filter this field.</p>
DropAdditionalSkillsTimeout	<p>Type int</p> <p>Properties Create, Filter, Group Nillable, Sort, Update</p> <p>Description The number of seconds to wait before a skill marked as Additional Skill is dropped from Omni-Channel routing. The case is then routed to the best-matched agent even if they don't have all the skills.</p>
IsAttributeBased	<p>Type boolean</p> <p>Properties Create, Defaulted on create, Filter, Group, Sort, Update</p> <p>Description Indicates whether this routing is attribute-based. Available in API version 45.0 and later.</p>
Language	<p>Type picklist</p> <p>Properties Create, Filter, Group, Nillable, Restricted picklist, Sort, Update</p> <p>Description The language of the presence status.</p>
MasterLabel	<p>Type string</p> <p>Properties Create, Filter, Group, Sort, Update</p>

Field	Details
	<p>Description The label of the presence status.</p>
OverflowAssigneeId	<p>Type reference</p> <p>Properties Create, Filter, Group, Nillable, Sort, Update</p> <p>Description The ID of the user or queue that's set as the Overflow Assignee.</p>
PushTimeout	<p>Type int</p> <p>Properties Create, Filter, Group, Nillable, Sort, Update</p> <p>Description The number of seconds set for push timeout. 0 is returned when push timeout isn't enabled. Available in API version 36.0 and later.</p>
RoutingModel	<p>Type picklist</p> <p>Properties Create, Filter, Group, Restricted picklist, Sort, Update</p> <p>Description The routing type that determines how work items are routed (pushed) to agents. Possible values are <code>Least Active</code> and <code>Most Available</code>.</p>
RoutingPriority	<p>Type int</p> <p>Properties Create, Filter, Group, Sort, Update</p> <p>Description The priority in which work items from the service channels that are related to this routing configuration are routed to agents. Work items from routing configurations that have lower priority values (for example, <code>0</code>) are routed to agents first.</p>
ServiceChannelId	<p>Type reference</p> <p>Properties Create, Filter, Group, Nillable, Sort, Update</p> <p>Description The ID of the service channel that's associated with this configuration. This field is available in API version 32.0 and earlier.</p>

QueueSubject

Represents the mapping between a queue Group and the sObject types associated with the queue, including custom objects.

Supported Calls

`create()`, `delete()`, `describeSObjects()`, `getDeleted()`, `getUpdated()`, `query()`, `retrieve()`

Special Access Rules

As of Summer '20 and later, only authenticated internal and external users can access this object.

A queue is a Group whose `Type` is `Queue`. To create a Group, you must have the Manage Users permission.

Fields

Field	Details
<code>QueueId</code>	<p>Type reference</p> <p>Properties Create, Filter, Group, Sort</p> <p>Description The ID of a queue. This is a relationship field.</p> <p>Relationship Name Queue</p> <p>Relationship Type Lookup</p> <p>Refers To Group</p>
<code>SubjectType</code>	<p>Type picklist</p> <p>Properties Create, Filter, Group, Restricted picklist, Sort</p> <p>Description A list of object types that can be associated with the queue specified by the <code>QueueId</code>.</p>

Usage

Use this object to associate a queue with the sObject that can be associated with the queue, including custom objects.



Warning: You can't update or insert more than 18 queues at once when using the Bulk API.

ServiceChannel

Represents a channel of work items that are received from your organization—for example, cases, chats, or leads. This object is available in API version 32.0 and later.

Supported Calls

`create()`, `delete()`, `describeSObjects()`, `query()`, `retrieve()`, `update()`, `upsert()`


Special Access Rules

To access this object, [Omni-Channel](#) must be enabled.

As of Spring '20 and later, only authenticated internal and external users can access this object.

Fields

Field	Details
AfterConvoWorkMaxTime	<p>Type int</p> <p>Properties Create, Filter, Group, Nillable, Sort, Update</p> <p>Description The maximum number of seconds (from 36 to 3600) that an agent has to complete closing tasks after a conversation with a customer ends. Available only for service channels of type Voice. The label in the UI is Max Time (seconds). This field is available in API version 52.0 and later.</p>
CapacityModel	<p>Type picklist</p> <p>Properties Create, Filter, Group, Nillable, RestrictedPicklist, Sort, Update</p> <p>Description The method that determines when an agent's capacity for a work item is released. With the Status-Based capacity routing model, work remains assigned and applied to an agent's capacity until the work is completed or reassigned to a different agent. In contrast, the tab-based capacity model releases an agent's capacity when a work tab is closed in the service console. Possible values are StatusBased and TabBased.</p>
CapacityPercentage	<p>Type percent</p> <p>Properties Create, Filter, Nillable, Sort</p>

Field	Details
	<p>Description</p> <p>The percentage of an agent's capacity for work items that's consumed by a specific type of work item from this service channel.</p> <p>For example, you might give phone calls a capacity percentage of <i>100</i>. If an agent receives a phone call, the agent won't receive new work items until the call ends, because at that point the agent's capacity will have reached 100%.</p> <p>This field is available in API version 32.0 and earlier. For later API versions, you can set the capacity percentage of work items on the QueueRoutingConfig object. The CapacityPercentage field was removed in API version 33.0.</p>
CapacityWeight	<p>Type</p> <p>double</p> <p>Properties</p> <p>Create, Filter, Nillable, Sort</p> <p>Description</p> <p>The amount of an agent's capacity for work items that's consumed by a work item from this service channel.</p> <p>For example, if an agent has a capacity of <i>6</i>, and cases are assigned a capacity weight of <i>2</i>, an agent can be assigned up to 3 cases before the agent is at capacity and can't receive new work items.</p> <p>This field is available in API version 32.0 and earlier. For later API versions, you can set the capacity weight of work items on the QueueRoutingConfig object. The CapacityWeight field was removed in API version 33.0.</p>
DeveloperName	<p>Type</p> <p>string</p> <p>Properties</p> <p>Create, Filter, Group, Sort, Update</p> <p>Description</p> <p>The unique name of the object in the API. This name can contain only underscores and alphanumeric characters, and must be unique in your org. It must begin with a letter, not include spaces, not end with an underscore, and not contain two consecutive underscores. In managed packages, this field prevents naming conflicts on package installations. With this field, a developer can change the object's name in a managed package and the changes are reflected in a subscriber's organization.</p> <p> Note: When creating large sets of data, always specify a unique <code>DeveloperName</code> for each record. If no <code>DeveloperName</code> is specified, performance slows down while Salesforce generates one for each record.</p>
DoesCheckCapOnOwnerChange	<p>Type</p> <p>boolean</p>

Field	Details
	<p>Properties Create, Defaulted on create, Filter, Group, Sort, Update</p> <p>Description In the Status-Based capacity routing model, when work is reassigned to a specific agent, you can choose to override the capacity check and keep the work assigned to the agent. The default value is false.</p>
DoesCheckCapOnStatusChange	<p>Type boolean</p> <p>Properties Create, Defaulted on create, Filter, Group, Sort, Update</p> <p>Description In the Status-Based capacity routing model, when work is reopened, you can choose to override the capacity check and keep the work assigned to a specific agent. The default value is false.</p>
DoesMinimizeWidgetOnAccept	<p>Type boolean</p> <p>Properties Create, Defaulted on create, Filter, Group, Sort, Update</p> <p>Description Automatically minimizes the Omni-Channel widget when an agent accepts work. The default value is false.</p>
HasAfterConvoWorkTimer	<p>Type boolean</p> <p>Properties Create, Defaulted on create, Filter, Group, Sort, Update</p> <p>Description If true, After Conversation Work (ACW) time can be configured for the channel. Available only for service channels of type Voice. The label in the UI is Give agents wrap-up time after conversations. The default value is false. This field is available in API version 52.0 and later.</p>
Language	<p>Type picklist</p> <p>Properties Create, Defaulted on create, Filter, Group, Nillable, Restricted picklist, Sort, Update</p> <p>Description The language of the service channel.</p>
MasterLabel	<p>Type string</p>

Field	Details
	<p>Properties Create, Filter, Group, Sort, Update</p> <p>Description The label of the service channel.</p>
RelatedEntity	<p>Type picklist</p> <p>Properties Create, Filter, Group, Restricted picklist, Sort, Update</p> <p>Description The type of object that's associated with this service channel. This field is unique within your organization.</p>
SecRoutingPriorityField	<p>Type picklist</p> <p>Properties Create, Filter, Group, Nillable, Restricted picklist, Sort, Update</p> <p>Description The name of the standard field or the id of the custom field that is used for secondary routing priority. This field is unique within your organization.</p>
StatusField	<p>Type picklist</p> <p>Properties Create, Filter, Group, Nillable, Restricted picklist, Sort, Update</p> <p>Description The picklist field that you use to track work status in the Status-Based capacity routing model. Use ServiceChannelStatusField to specify the values that indicate completed and in-progress work-item status.</p>

ServiceChannelFieldPriority

Represents a secondary routing priority field-value mapping. This object is available in API version 47.0 and later.

Supported Calls

`create()`, `delete()`, `describeSObjects()`, `query()`, `retrieve()`, `update()`, `upsert()`

Special Access Rules

To access this object, [Omni-Channel](#) must be enabled.

Fields

Field	Details
Priority	<p>Type int</p> <p>Properties Create, Filter, Group, Sort, Update</p> <p>Description The priority number assigned to the mapped field value.</p>
ServiceChannelId	<p>Type reference</p> <p>Properties Create, Filter, Group, Sort</p> <p>Description The ID of the service channel.</p>
Value	<p>Type string</p> <p>Properties Create, Filter, Group, Sort, Update</p> <p>Description The value of the SecRoutingPriorityField field defined in parent ServiceChannel.</p>

ServiceChannelStatus

Represents the status that's associated with a specific service channel. This object is available in API version 32.0 and later.

Supported Calls

`create()`, `delete()`, `query()`, `update()`, `retrieve()`

Special Access Rules

To access this object, [Omni-Channel](#) must be enabled.

As of Spring '20 and later, only authenticated internal and external users can access this object.

Fields

Field	Details
ServiceChannelId	<p>Type reference</p>

Field	Details
	<p>Properties Create, Filter, Group, Sort</p> <p>Description The ID of the service channel.</p>
ServicePresenceStatusId	<p>Type reference</p> <p>Properties Create, Filter, Group, Nillable, Sort</p> <p>Description The ID of the presence status that's associated with the service channel that's specified by the <code>ServicePresenceChannelId</code>.</p>

ServicePresenceStatus

Represents a presence status that can be assigned to a service channel. This object is available in API version 32.0 and later.

Supported Calls

`create()`, `delete()`, `query()`, `update()`, `retrieve()`



Special Access Rules

To access this object, [Omni-Channel](#) must be enabled.

As of Spring '20 and later, only authenticated internal and external users can access this object.

Fields

Field	Details
DeveloperName	<p>Type string</p> <p>Properties Create, Filter, Group, Sort</p> <p>Description The unique name of the object in the API. This name can contain only underscores and alphanumeric characters, and must be unique in your org. It must begin with a letter, not include spaces, not end with an underscore, and not contain two consecutive underscores. In managed packages, this field prevents naming conflicts on package installations. With this field, a developer can change the object's name in a managed package and the changes are reflected in a subscriber's organization.</p>

Field	Details
	<p> Note: When creating large sets of data, always specify a unique <code>DeveloperName</code> for each record. If no <code>DeveloperName</code> is specified, performance slows down while Salesforce generates one for each record.</p> <p> Note: Only users with View <code>DeveloperName</code> OR View Setup and Configuration permission can view, group, sort, and filter this field.</p>
Language	<p>Type picklist</p> <p>Properties Create, Filter, Group, Nillable, Restricted picklist, Sort</p> <p>Description The language of the presence status.</p>
MasterLabel	<p>Type string</p> <p>Properties Create, Filter, Group, Sort</p> <p>Description The label of the presence status.</p>

ServiceResource

Represents a service technician or service crew in field service in Field Service and Lightning Scheduler. This object is available in API version 38.0 and later.

Supported Calls


`create()`, `describeLayout()`, `describeSObjects()`, `getDeleted()`, `getUpdated()`, `query()`, `retrieve()`, `search()`, `update()`, `upsert()`

Special Access Rules

Field Service must be enabled.


Fields

Field Name	Details
Description	<p>Type textarea</p> <p>Properties Create, Nillable, Update</p>

Field Name	Details
	<p>Description The description of the resource.</p>
IsActive	<p>Type boolean</p> <p>Properties Create, Defaulted on create, Filter, Group, Sort, Update</p> <p>Description When selected, this option means that the resource can be assigned to work orders. For service tracking purposes, resources can't be deleted, so deactivating a resource is the best way to send them into retirement.</p> <p>Deactivating a user deactivates the related service resource. You can't create a service resource that is linked to an inactive user.</p>
IsCapacityBased	<p>Type boolean</p> <p>Properties Create, Defaulted on create, Filter, Group, Sort, Update</p> <p>Description Capacity-based resources are limited to a certain number of hours or appointments in a specified time period.</p> <p> Tip: The Capacities related list shows a resource's capacity.</p>
IsOptimizationCapable	<p>Type boolean</p> <p>Properties Create, Defaulted on create, Filter, Group, Sort, Update</p> <p>Description This field is reserved for Field Service and the managed package. Create a custom field instead of using this field to indicate whether optimization should use a service resource.</p>
LastKnownLatitude	<p>Type double</p> <p>Properties Create, Filter, Nillable, Sort, Update</p> <p>Description The latitude of the last known location.</p>
LastKnownLongitude	<p>Type double</p>

Field Name	Details
	<p>Properties Create, Filter, Nillable, Sort, Update</p> <p>Description The longitude of the last known location.</p>
LastKnownLocation	<p>Type location</p> <p>Properties Nillable</p> <p>Description The service resource's last known location. You can configure this field to display data collected from a custom mobile app. This field is not visible in the user interface, but you can expose it on service resource page layouts or set up field tracking to be able to view a resource's location history.</p>
LastKnownLocationDate	<p>Type dateTime</p> <p>Properties Filter, Nillable, Sort, Update</p> <p>Description The date and time of the last known location.</p>
LastReferencedDate	<p>Type dateTime</p> <p>Properties Filter, Nillable, Sort</p> <p>Description The date when the service resource was last modified. Its label in the user interface is <code>Last Modified Date</code>.</p>
LastViewedDate	<p>Type dateTime</p> <p>Properties Filter, Nillable, Sort</p> <p>Description The date when the service resource was last viewed.</p>
LocationId	<p>Type reference</p> <p>Properties Create, Filter, Group, Sort, Nillable, Update</p>

Field Name	Details
	<p>Description The location associated with the service resource. For example, a service vehicle driven by the service resource.</p> <p>This is a relationship field.</p> <p>Relationship Name Location</p> <p>Relationship Type Lookup</p> <p>Refers To Location</p>
Name	<p>Type string</p> <p>Properties Create, Filter, Group, idLookup, Sort, Update</p> <p>Description The resource's name. You'll likely want this to be the name or title of the associated user or service crew.</p>
OwnerId	<p>Type reference</p> <p>Properties Create, Defaulted on create, Filter, Group, Sort, Update</p> <p>Description The owner of the service resource.</p> <p>This is a polymorphic relationship field.</p> <p>Relationship Name Owner</p> <p>Relationship Type Lookup</p> <p>Refers To Group, User</p>
RelatedRecordId	<p>Type reference</p> <p>Properties Create, Filter, Group, Sort, Nillable, Update</p> <p>Description The associated user. Its label in the UI is <code>User</code>. If the service resource represents a service crew rather than a user, leave the <code>User</code> field blank and select the related crew in the <code>ServiceCrewId</code> field.</p>

Field Name	Details
	<p>This is a relationship field.</p> <p>Relationship Name RelatedRecord</p> <p>Relationship Type Lookup</p> <p>Refers To User</p>
ResourceType	<p>Type picklist</p> <p>Properties Create, Defaulted on create, Filter, Group, Nillable, Restricted picklist, Sort, Update</p> <p>Description Indicates whether the resource is a Technician (T), Dispatcher (D), Crew (C), Asset (S), Agent (A), or Planner (P). The default value is Technician (T). Resources who are dispatchers can't be capacity-based or included in scheduling optimization. Only users with the Field Service Dispatcher permission set license can be dispatchers. You can't add additional resource types.</p>
ServiceCrewId	<p>Type reference</p> <p>Properties Create, Filter, Group, Sort, Nillable, Update</p> <p>Description The associated service crew. If the service resource represents a crew, select the crew.</p> <p> Note: This field is hidden for all users by default. To use it, update its field-level security settings in Setup and add it to your service resource page layouts.</p>

Associated Objects

This object has the following associated objects. If the API version isn't specified, they're available in the same API versions as this object. Otherwise, they're available in the specified API version and later.

ServiceResourceChangeEvent (API version 48.0)

Change events are available for the object.

ServiceResourceFeed

Feed tracking is available for the object.

ServiceResourceHistory

History is available for tracked fields of the object.

ServiceResourceOwnerSharingRule

Sharing rules are available for the object.

ServiceResourceShare

Sharing is available for the object.

SkillRequirement

Represents a skill that is required to complete a particular task in Field Service and Lightning Scheduler. Skill requirements can be added to work types, work orders, and work order line items in Field Service and Lightning Scheduler. This object is available in API version 38.0 and later. You also can add skill requirements to work items in Omni-Channel skills-based routing using API version 42.0 and later.

Supported Calls

`create()`, `delete()`, `describeLayout()`, `describeSObjects()`, `getDeleted()`, `getUpdated()`, `query()`, `retrieve()`, `search()`, `update()`, `upsert()`

Special Access Rules

If you want to use SkillRequirement for Field Service use cases, then Field Service must be enabled.

If you want to use SkillRequirement only for Omni-Channel skills-based routing use cases, then you don't need Field Service to be enabled.

Fields


Field Name	Details
<code>IsAdditionalSkill</code>	<p>Type boolean</p> <p>Properties Create, Defaulted on create, Filter, Group, Sort, Update</p> <p>Description Indicates that a skill is additional. After a designated timeout period, a skill marked as additional is dropped from Omni-Channel routing. The case is then routed to the best-matched agent even if they don't have all the skills.</p>
<code>LastReferencedDate</code>	<p>Type dateTime</p> <p>Properties Filter, Nillable, Sort</p> <p>Description The timestamp for when the current user last viewed a record related to this record.</p>
<code>LastViewedDate</code>	<p>Type dateTime</p>

Field Name	Details
	<p>Properties Filter, Nillable, Sort</p> <p>Description The timestamp for when the current user last viewed this record. If this value is null, this record might only have been referenced (<code>LastReferencedDate</code>) and not viewed.</p>
RelatedRecordId	<p>Type reference</p> <p>Properties Create, Filter, Group, Sort</p> <p>Description The record that the skill is required for. The related record can be a work order, work order line item, work type, or pending service routing record. This is a polymorphic relationship field.</p> <p>Relationship Name RelatedRecord</p> <p>Relationship Type Lookup</p> <p>Refers To WorkOrder, WorkOrderLineItem, WorkType</p>
SkillId	<p>Type reference</p> <p>Properties Create, Filter, Group, Sort, Update</p> <p>Description The skill that is required. This is a relationship field.</p> <p>Relationship Name Skill</p> <p>Relationship Type Lookup</p> <p>Refers To Skill</p>
SkillLevel	<p>Type double</p> <p>Properties Create, Defaulted on create, Filter, Nillable, Sort, Update</p>

Field Name	Details
	<p>Description</p> <p>The level of the skill required. Skill levels can range from zero to 99.99. Depending on your business needs, you might want the skill level to reflect years of experience, certification levels, or license classes.</p>
SkillNumber	<p>Type</p> <p>string</p> <p>Properties</p> <p>Autonumber, Defaulted on create, Filter, idLookup, Sort</p> <p>Description</p> <p>An auto-generated number identifying the skill requirement.</p>
SkillPriority	<p>Type</p> <p>int</p> <p>Properties</p> <p>Aggregatable, Create, Filter, Group, Nillable, Sort, Update</p> <p>Description</p> <p>For additional skills, specify the order in which skills are dropped if after the specified timeout no agent with that skill is available. Higher priority-value skills are dropped first. Lower priority-value skills, for example 0, are dropped last. Skills with the same priority value are dropped as a group. You can set skill priority using skills-based routing rules or Apex code.</p>

Usage

Skill requirements help dispatchers assign work orders to service resources with the proper expertise. You can still assign a work order, work order line item, or related service appointment to a service resource that does *not* possess the specified skills, so skill requirements serve more as a suggestion than a rule.

 **Note:** If you're using the Field Service managed package, use matching rules to ensure that appointments are only assigned to service resources who possess the skills listed on the parent work order.

If many of your work orders require the same skills, add skill requirements to work types to save time and keep your processes consistent. When you add a skill requirement to a work type, work orders and work order line items that use that type automatically inherit the skill requirement. For example, if all annual maintenance visits for your Classic Refrigerator product require a Refrigerator Maintenance skill level of at least 50, add that skill requirement to the Annual Maintenance Visit work type. When you create a work order for a customer's annual fridge maintenance, applying that work type adds the skill requirement as well.

Associated Objects

This object has the following associated objects. Unless noted, they are available in the same API version as this object.

SkillRequirementFeed

Feed tracking is available for the object.

SkillRequirementHistory

History is available for tracked fields of the object.

UserServicePresence

Represents a presence user's real-time presence status. This object is available in API version 32.0 and later.

Supported Calls

`delete()`, `query()`, `getDeleted()`, `getUpdated()`, `retrieve()`, `undelete()`

Special Access Rules

To access this object, [Omni-Channel](#) must be enabled.

Fields

Field	Details
ConfiguredCapacity	<p>Type int</p> <p>Properties Filter, Group, Nillable, Sort</p> <p>Description The user's total configured capacity.</p>
IsAway	<p>Type boolean</p> <p>Properties Defaulted on create, Filter, Group, Sort</p> <p>Description Indicates whether the user's status is <i>Away</i>.</p>
Name	<p>Type string</p> <p>Properties Create, Filter, Nillable, Sort, Update</p> <p>Description An automatically generated ID number that identifies the record.</p>
OwnerId	<p>Type reference</p> <p>Properties Filter, Group, Sort</p>

Field	Details
	<p>Description</p> <p>The ID of the owner of the <code>UserServicePresence</code> entity. For external routing, allows the entity to be used in the Streaming API to listen to events whenever a <code>UserServicePresence</code> record is created, modified, or deleted.</p>
<code>ServicePresenceStatusId</code>	<p>Type</p> <p>reference</p> <p>Properties</p> <p>Create, Filter, Nillable, Sort, Update</p> <p>Description</p> <p>The ID of the presence status that's associated with the presence user that's specified by the <code>UserId</code>.</p>
<code>UserId</code>	<p>Type</p> <p>string</p> <p>Properties</p> <p>Create, Filter, Group, Sort, Update</p> <p>Description</p> <p>The ID of the Omni-Channel user.</p>

Usage

Apex triggers aren't supported with `UserServicePresence`.

Sharing rules aren't supported with `UserServicePresence` even if the `OwnerId` field is enabled.

In API version 41.0 or later, `UserServicePresence` records can be deleted programmatically. The "Customize Application" permission is required.

Associated Objects

This object has the following associated objects. Unless noted, they are available in the same API version as this object.

UserServicePresenceOwnerSharingRule

Sharing rules are available for the object.

UserServicePresenceShare

Sharing is available for the object.

Omni-Channel Metadata API Types

The Metadata API lets you access Omni-Channel feature settings and metadata information.

The following types are available with the Metadata API.

- [OmniChannelSettings](#)
- [PresenceDeclineReason](#)

- [PresenceUserConfig](#)
- [ServiceChannel](#)
- [ServicePresenceStatus](#)
- [WorkSkillRouting](#)
- [WorkSkillRoutingAttribute](#)

If you need more information on the Salesforce Metadata API, see the [Metadata API Developer Guide](#).

Omni-Channel Objects for the Salesforce Console

Omni-Channel lets your call center route any type of incoming work item to the most qualified, available agents.

[Omni-Channel Objects for the Salesforce Console Integration Toolkit](#)

The Salesforce Console Integration Toolkit includes several objects that let you control how Omni-Channel works within the Salesforce console for your organization.

[Omni-Channel Objects for the Lightning Console JavaScript API](#)

Omni-Channel lets your call center route any type of incoming work item to the most qualified, available agents. The Lightning Console JavaScript API for Lightning Experience includes several objects that let you control how Omni-Channel works within the Lightning Service Console for your organization.

Omni-Channel Objects for the Salesforce Console Integration Toolkit

The Salesforce Console Integration Toolkit includes several objects that let you control how Omni-Channel works within the Salesforce console for your organization.

If you need more information on the Salesforce Console Integration Toolkit, see [Salesforce Console Integration Toolkit for Salesforce Classic](#).

[acceptAgentWork](#)

Accepts a work item that's assigned to an agent. Available in API versions 32.0 and later.

[closeAgentWork](#)

Changes the status of a work item to "Closed" and removes it from the list of work items in the Omni-Channel widget. Available in API versions 32.0 and later.

[declineAgentWork](#)

Declines a work item that's assigned to an agent. Available in API versions 32.0 and later.

[getAgentWorks](#)

Returns a list of work items that are currently assigned to an agent and open in the agent's workspace. Available in API versions 32.0 and later.

[getAgentWorkload](#)

In API version 35.0 and later, we can retrieve an agent's currently assigned workload. Use this method for rerouting work to available agents.

[getServicePresenceStatusChannels](#)

Retrieves the service channels that are associated with an Omni-Channel user's current presence status. Available in API versions 32.0 and later.

[getServicePresenceStatusId](#)

Retrieves an agent's current presence status. Available in API versions 32.0 and later.

[login](#)

Logs an agent into Omni-Channel with a specific presence status. You also can use this method to reconnect to Omni-Channel after a connection error. Available in API versions 32.0 and later.

[logout](#)

Logs an agent out of Omni-Channel. Available in API versions 32.0 and later.

[setServicePresenceStatus](#)

Sets an agent's presence status to a status with a particular ID. In API version 35.0 and later, we log the user into presence if that user is not already logged in, so you don't have to make additional calls. You also can use this method to reconnect to Omni-Channel after a connection error.

[Methods for Console Events](#)

JavaScript can be executed when certain types of events occur in a console, such as when a user closes a tab. In addition to the standard methods for console events, there are a few events that are specific to Omni-Channel. These events apply to Salesforce Classic only.

acceptAgentWork

Accepts a work item that's assigned to an agent. Available in API versions 32.0 and later.

Syntax

```
sforce.console.presence.acceptAgentWork(workId:String, (optional) callback:function)
```

Arguments

Name	Type	Description
workId	String	The ID of the work item the agent accepts.
callback	function	JavaScript method to call when an agent accepts the work item associated with the workId.

Sample Code—Visualforce

```
<apex:page>
  <apex:includeScript value="/support/console/53.0/integration.js"/>
  <a href="#" onClick="testAcceptWork();return false;">Accept Assigned Work Item</a>

  <script type="text/javascript">
    function testAcceptWork() {
      //First get the ID of the assigned work item to accept it
      sforce.console.presence.getAgentWorks(function(result) {
        if (result.success) {
          var works = JSON.parse(result.works);
          var work = works[0];
          if (!work.isEngaged) {
```

```

        //Now that we have the assigned work item ID, we can accept it
        sforce.console.presence.acceptAgentWork(work.workId,
function(result) {
    if (result.success) {
        alert('Accepted work successfully');
    } else {
        alert('Accept work failed');
    }
    });
} else {
    alert('The work item has already been accepted');
}
    }
    });
}
</script>
</apex:page>

```

Response

This method is asynchronous so it returns its response in an object in a callback method. The response object contains the following properties:

Name	Type	Description
success	Boolean	true if accepting the work item was successful; false if accepting the work item wasn't successful.

closeAgentWork

Changes the status of a work item to “Closed” and removes it from the list of work items in the Omni-Channel widget. Available in API versions 32.0 and later.

Syntax

```
sforce.console.presence.closeAgentWork(workId:String, (optional) callback:function)
```

Arguments

Name	Type	Description
workId	String	The ID of the work item that's closed.
callback	function	JavaScript method to call when the work item associated with the workId is closed.

Sample Code–Visualforce

```

<apex:page>
  <apex:includeScript value="/support/console/53.0/integration.js"/>
  <a href="#" onClick="testCloseWork();return false;">Close Engaged Work Item</a>
  <script type="text/javascript">
    function testCloseWork() {
      //First get the ID of the engaged work item to close it
      sforce.console.presence.getAgentWorks(function(result) {
        if (result.success) {
          var works = JSON.parse(result.works);
          var work = works[0];
          if (work.isEngaged) {
            //Now that we have the engaged work item ID, we can close it
            sforce.console.presence.closeAgentWork(work.workId,function(result)
            {
              if (result.success) {
                alert('Closed work successfully');
              } else {
                alert('Close work failed');
              }
            });
          } else {
            alert('The work item should be accepted first');
          }
        }
      });
    }
  </script>
</apex:page>

```

Response

This method is asynchronous so it returns its response in an object in a callback method. The response object contains the following properties:

Name	Type	Description
success	Boolean	true if closing the work item was successful; false if closing the work item wasn't successful.

declineAgentWork

Declines a work item that's assigned to an agent. Available in API versions 32.0 and later.

Syntax

```

sforce.console.presence.declineAgentWork(workId:String, (optional) declineReason:String,
(optional) callback:function)

```

Arguments

Name	Type	Description
workId	String	The ID of the work item that the agent declines.
declineReason	String	The provided reason for why the agent declined the work request.
callback	function	JavaScript method to call when an agent declines the work item associated with the workId.

Sample Code—Visualforce

```
<apex:page >
  <apex:includeScript value="/support/console/53.0/integration.js"/>
  <a href="#" onClick="testDeclineWork();return false;">Decline Assigned Work Item</a>

  <script type="text/javascript">
    function testDeclineWork() {
      //First, get the ID of the assigned work item to accept it
      sforce.console.presence.getAgentWorks(function(result) {
        if (result.success) {
          var works = JSON.parse(result.works);
          var work = works[0];
          sforce.console.presence.declineAgentWork(work.workId, function(result)
{
          if (result.success) {
            alert('Declined work successfully');
          } else {
            alert('Decline work failed');
          }
        });
      });
    }
  </script>
</apex:page>
```

Response

This method is asynchronous so it returns its response in an object in a callback method. The response object contains the following properties:

Name	Type	Description
success	Boolean	<code>true</code> if declining the work item was successful; <code>false</code> if declining the work item wasn't successful.

getAgentWorks

Returns a list of work items that are currently assigned to an agent and open in the agent's workspace. Available in API versions 32.0 and later.

Syntax

```
sforce.console.presence.getAgentWorks (callback: function)
```

Arguments

Name	Type	Description
callback	function	JavaScript method to call when the list of an agent's work items is retrieved.

Sample Code—Visualforce

```
<apex:page>
  <apex:includeScript value="/support/console/53.0/integration.js"/>
  <a href="#" onClick="testGetWorks();return false;">Get Agent's Current Work Items</a>

  <script type="text/javascript">
    function testGetWorks() {
      //These values are for example purposes only.
      sforce.console.presence.getAgentWorks (function(result) {
        if (result.success) {
          alert('Get work items successful');
          var works = JSON.parse(result.works);
          alert('First Agent Work ID is: ' + works[0].workId);
          alert('Assigned Entity Id of the first Agent Work is: ' +
works[0].workItemId);
          alert('Is first Agent Work Engaged: ' + works[0].isEngaged);
        } else {
          alert('Get work items failed');
        }
      });
    }
  </script>
</apex:page>
```

Response

This method is asynchronous so it returns its response in an object in a callback method. The response object contains the following properties:

Name	Type	Description
success	Boolean	<code>true</code> if retrieving the agent's work items was successful; <code>false</code> if retrieving the agent's work items wasn't successful.

Name	Type	Description
<code>works</code>	JSON string of work objects	A JSON string of <code>work</code> objects that represents the work items assigned to the agent that are open in the agent's workspace.

`work`

The `work` object contains the following properties:

Name	Type	Description
<code>workItemId</code>	String	The ID of the object that's routed through Omni-Channel. This object becomes a work assignment with a <code>workId</code> when it's assigned to an agent.
<code>workId</code>	String	The ID of a work assignment that's routed to an agent.
<code>isEngaged</code>	Boolean	Indicates whether an agent is working on a work item that's been assigned to them (<code>true</code>) or not (<code>false</code>).

`getAgentWorkload`

In API version 35.0 and later, we can retrieve an agent's currently assigned workload. Use this method for rerouting work to available agents.

Syntax

```
sforce.console.presence.getAgentWorkload(callback: function)
```

Arguments

Name	Type	Description
<code>callback</code>	function	JavaScript method to call when the agent's configured capacity and work retrieved.

Sample Code—Visualforce

```
<apex:page>
  <apex:includeScript value="/support/console/53.0/integration.js"/>
  <a href="#" onClick="testGetAgentWorkload();return false;">
    Get Agent's configured capacity and current workload
  </a>

  <script type="text/javascript">
    function testGetAgentWorkload() {
      sforce.console.presence.getAgentWorkload(function(result) {
        if (result.success) {
          alert('Retrieved Agent Configured Capacity and Current Workload
successfully');
          alert('Agent\'s configured capacity is: ' + result.configuredCapacity);
```

```

                alert('Agent\'s currently assigned workload is: ' +
result.currentWorkload);
            } else {
                alert('Get Agent Workload failed');
            }
        });
    }
</script>
</apex:page>

```

Response

This method is asynchronous so it returns its response in an object in a callback method. The response object contains the following properties:

Name	Type	Description
<code>success</code>	Boolean	<code>true</code> if retrieving the agent's work items was successful; <code>false</code> if retrieving the agent's work items wasn't successful.
<code>configuredCapacity</code>	Number	Indicates the agent's configured capacity (work that's assigned to the current user) through Presence Configuration.
<code>currentWorkload</code>	Number	Indicates the agent's currently assigned workload.

getServicePresenceStatusChannels

Retrieves the service channels that are associated with an Omni-Channel user's current presence status. Available in API versions 32.0 and later.

Syntax

```
sforce.console.presence.getServicePresenceStatusChannels(callback: function)
```

Arguments

Name	Type	Description
<code>callback</code>	function	JavaScript method to call when the channels associated with a presence status are retrieved.

Sample Code–Visualforce

```

<apex:page>
  <apex:includeScript value="/support/console/53.0/integration.js"/>
  <a href="#" onClick="testGetChannels();return false;">
    Get Channels Associated with a Presence Status
  </a>

```

```

<script type="text/javascript">
  function testGetChannels() {
    //These values are for example purposes only.
    sforce.console.presence.getServicePresenceStatusChannels(function(result) {
      if (result.success) {
        alert('Retrieved Service Presence Status Channels successfully');
        var channels = JSON.parse(result.channels);
        //For example purposes, just retrieve the first channel
        alert('First channel ID is: ' + channels[0].channelId);
        alert('First channel developer name is: ' + channels[0].developerName);

      } else {
        alert('Get Service Presence Status Channels failed');
      }
    });
  }
</script>
</apex:page>

```

Response

This method is asynchronous so it returns its response in an object in a callback method. The response object contains the following properties:

Name	Type	Description
success	Boolean	<code>true</code> if retrieving the current presence status channels was successful; <code>false</code> if the retrieving the current presence status channels wasn't successful.
channels	JSON string of channel objects	Returns the IDs and API names of the channels associated with the presence status.

getServicePresenceStatusId

Retrieves an agent's current presence status. Available in API versions 32.0 and later.

Syntax

```
sforce.console.presence.getServicePresenceStatusId(callback: function)
```

Arguments

Name	Type	Description
callback	function	JavaScript method to call when the agent's presence status is retrieved.

Sample Code–Visualforce

```
<apex:page>
  <apex:includeScript value="/support/console/53.0/integration.js"/>
  <a href="#" onClick="testGetStatusId();return false;">Get Omni-Channel Status ID</a>

  <script type="text/javascript">
    function testGetStatusId() {
      sforce.console.presence.getServicePresenceStatusId(function(result) {
        if (result.success) {
          alert('Get Status Id successful');
          alert('Status Id is: ' + result.statusId);
        } else {
          alert('Get Status Id failed');
        }
      });
    }
  </script>
</apex:page>
```

Response

This method is asynchronous so it returns its response in an object in a callback method. The response object contains the following properties:

Name	Type	Description
success	Boolean	<code>true</code> if retrieving the presence status ID was successful; <code>false</code> if the retrieving the presence status ID wasn't successful.
statusName	String	The name of the agent's current presence status.
statusApiName	String	The API name of the agent's current presence status.
statusId	String	The ID of the agent's current presence status.

login

Logs an agent into Omni-Channel with a specific presence status. You also can use this method to reconnect to Omni-Channel after a connection error. Available in API versions 32.0 and later.

Syntax

```
sforce.console.presence.login(statusId:String, (optional) callback:function)
```

Arguments

Name	Type	Description
statusId	String	The ID of the presence status. Agents must be given access to this presence status through their associated profile or permission set.

Name	Type	Description
callback	function	JavaScript method to call when the agent is logged in with the presence status associated with <code>statusId</code> .

Sample Code–Visualforce

```
<apex:page>
  <apex:includeScript value="/support/console/53.0/integration.js"/>
  <a href="#" onClick="testLogin('0N5xx00000000081');return false;">Log In to
Omni-Channel</a>

  <script type="text/javascript">
    function testLogin(statusId) {
      //Gets the Salesforce ID of the presence status entity which the current user
has been assigned through their permission set or profile.
      //These values are for example purposes only.
      sforce.console.presence.login(statusId, function(result) {
        if (result.success) {
          alert('Login successful');
        } else {
          alert('Login failed');
        }
      });
    }
  </script>
</apex:page>
```

Response

This method is asynchronous so it returns its response in an object in a callback method. The response object contains the following properties:

Name	Type	Description
success	Boolean	<code>true</code> if the login was successful; <code>false</code> if the login wasn't successful.

logout

Logs an agent out of Omni-Channel. Available in API versions 32.0 and later.

Syntax

```
sforce.console.presence.logout((optional) callback: function)
```

Arguments

Name	Type	Description
callback	function	JavaScript method to call when the agent is logged out of Omni-Channel.

Sample Code–Visualforce

```
<apex:page>
  <apex:includeScript value="/support/console/53.0/integration.js"/>
  <a href="#" onClick="testLogout();return false;">Log out of Omni-Channel</a>

  <script type="text/javascript">
    function testLogout() {
      sforce.console.presence.logout(function(result) {
        if (result.success) {
          alert('Logout successfully');
        } else {
          alert('Logout failed');
        }
      });
    }
  </script>
</apex:page>
```

Response

This method is asynchronous so it returns its response in an object in a callback method. The response object contains the following properties:

Name	Type	Description
success	Boolean	<code>true</code> if the logout was successful; <code>false</code> if the logout wasn't successful.

setServicePresenceStatus

Sets an agent's presence status to a status with a particular ID. In API version 35.0 and later, we log the user into presence if that user is not already logged in, so you don't have to make additional calls. You also can use this method to reconnect to Omni-Channel after a connection error.

Syntax

```
sforce.console.presence.setServicePresenceStatus(statusId:String,
  (optional) callback:function)
```

Arguments

Name	Type	Description
statusId	String	The ID of the presence status you want to set the agent to. Agents must be given access to this presence status through their associated profile or permission set.
callback	function	JavaScript method to call when the agent's status is changed to the presence status associated with statusId.

Sample Code–Visualforce

```
<apex:page>
  <apex:includeScript value="/support/console/53.0/integration.js"/>
  <a href="#" onClick="testSetStatus('0N5xx00000000081');return false;">Set Presence
  Status</a>

  <script type="text/javascript">
    function testSetStatus(statusId) {

      //Sets the user's presence status to statusID. Assumes that the user was
  assigned this presence status through Setup.
      //These values are for example purposes only
      sforce.console.presence.setServicePresenceStatus(statusId, function(result) {

        if (result.success) {
          alert('Set status successful');
          alert('Current statusId is: ' + result.statusId);
          alert('Channel list attached to this status is: ' + result.channels);
  //printout in console for lists
        } else {
          alert('Set status failed');
        }
      });
    }
  </script>
</apex:page>
```

Response

This method is asynchronous so it returns its response in an object in a callback method. The response object contains the following properties:

Name	Type	Description
success	Boolean	<code>true</code> if setting the agent's status was successful; <code>false</code> if setting the agent's status wasn't successful.
statusName	String	The name of the agent's current presence status.
statusApiName	String	The API name of the agent's current presence status.
statusId	String	The ID of the agent's current presence status.

Name	Type	Description
<code>channels</code>	JSON string of <code>channel</code> objects	Returns the IDs and API names of the channels associated with the presence status.

Methods for Console Events

JavaScript can be executed when certain types of events occur in a console, such as when a user closes a tab. In addition to the standard methods for console events, there are a few events that are specific to Omni-Channel. These events apply to Salesforce Classic only.

Standard Console Events

Event	Description	Payload
<code>sf.force.console.ConsoleEvent.OPEN_TAB</code>	Fired when a primary tab or subtab is opened. Available in API version 30.0 or later.	<ul style="list-style-type: none"> <code>id</code>—the ID of the opened tab <code>objectId</code>—the object ID of the opened tab, if available
<code>sf.force.console.ConsoleEvent.CLOSE_TAB</code>	Fired when a primary tab or subtab with a specified ID in the <code>additionalParams</code> argument is closed. Or, fired when a primary tab or subtab with no specified ID is closed. Available in API version 30.0 or later.	<ul style="list-style-type: none"> <code>id</code>—the ID of the closed tab <code>objectId</code>—the object ID of the closed tab, if available
<code>sf.force.console.ConsoleEvent.CONSOLE_LOGOUT</code>	<p>Delays the execution of logging out of a console when a user clicks Logout. When Logout is clicked:</p> <ol style="list-style-type: none"> An overlay appears, which tells a user that logout is in progress. Callbacks are executed that have been registered by using <code>sf.force.console.ConsoleEvent.CONSOLE_LOGOUT</code> Console logout logic is executed. <p>If the callback contains synchronous blocking code, the console logout code isn't executed until the blocking code is executed. As a best practice, avoid synchronous blocking code or long code execution during logout.</p> <p>Available in API version 31.0 or later.</p>	None

Omni-Channel Console Events

Event	Description	Payload
<code>sforce.console.ConsoleEvent.PRESENCE.LOGIN_SUCCESS</code>	Fired when an Omni-Channel user logs into Omni-Channel successfully. Available in API version 32.0 or later.	<ul style="list-style-type: none"> <code>statusId</code>—the ID of the agent's current presence status.
<code>sforce.console.ConsoleEvent.PRESENCE.STATUS_CHANGED</code>	Fired when a user changes his or her presence status. Available in API version 32.0 or later.	<ul style="list-style-type: none"> <code>statusId</code>—the ID of the agent's current presence status. <code>channels</code>—channelJSON string of channel objects. <code>statusName</code>—the name of the agent's current presence status. <code>statusApiName</code>—the API name of the agent's current presence status.
<code>sforce.console.ConsoleEvent.PRESENCE.LOGOUT</code>	Fired when a user logs out of Salesforce. Available in API version 32.0 or later.	None
<code>sforce.console.ConsoleEvent.PRESENCE.WORK_ASSIGNED</code>	Fired when a user is assigned a new work item. Available in API version 32.0 or later.	<ul style="list-style-type: none"> <code>workItemId</code>—the ID of the object that's routed through Omni-Channel. This object becomes a work assignment with a <code>workId</code> when it's assigned to an agent. <code>workId</code>—the ID of a work assignment that's routed to an agent.
<code>sforce.console.ConsoleEvent.PRESENCE.WORK_ACCEPTED</code>	Fired when a user accepts a work assignment, or when a work assignment is automatically accepted. Available in API version 32.0 or later.	<ul style="list-style-type: none"> <code>workItemId</code>—the ID of the object that's routed through Omni-Channel. This object becomes a work assignment with a <code>workId</code> when it's assigned to an agent. <code>workId</code>—the ID of a work assignment that's routed to an agent.
<code>sforce.console.ConsoleEvent.PRESENCE.WORK_DECLINED</code>	Fired when a user declines a work assignment. Available in API version 32.0 or later.	<ul style="list-style-type: none"> <code>workItemId</code>—the ID of the object that's routed through Omni-Channel. This object becomes a work assignment with a <code>workId</code> when it's assigned to an agent. <code>workId</code>—the ID of a work assignment that's routed to an agent.

Event	Description	Payload
<code>sforce.console.ConsoleEvent.PRESENCE.WORK_CLOSED</code>	Fired when the status of an AgentWork object is changed to Closed. Available in API version 32.0 or later.	<ul style="list-style-type: none"> <code>workItemId</code>—the ID of the object that's routed through Omni-Channel. This object becomes a work assignment with a <code>workId</code> when it's assigned to an agent. <code>workId</code>—the ID of a work assignment that's routed to an agent.
<code>sforce.console.ConsoleEvent.PRESENCE.WORKLOAD_CHANGED</code>	Fired when an agent's workload changes. This includes receiving new work items, declining work items, and closing items in the console. It's also fired when there's a change to an agent's capacity or Presence Configuration or when the agent goes offline in the Omni-Channel widget.	<ul style="list-style-type: none"> <code>ConfiguredCapacity</code>—the configured capacity for the agent. <code>PreviousWorkload</code>—the agent's workload before the change. <code>NewWorkload</code>—the agent's new workload after the change.

channel

The `channel` object contains the following properties:

Name	Type	Description
<code>channelId</code>	String	Retrieves the ID of a service channel that's associated with a presence status.
<code>developerName</code>	String	Retrieves the developer name of the the service channel that's associated with the <code>channelId</code> .

Methods for Console Events

Method	Description
addEventListener()	Adds a listener for a custom event type or a standard event type when the event is fired. This method adds a listener for custom event types in API version 25.0 or later; it adds a listener for standard event types in API version 30.0 or later.
fireEvent()	Fires a custom event. This method is only available in API version 25.0 or later.
removeEventListener()	Removes a listener for a custom event type or a standard event type. This method removes a listener for custom event types in API version 25.0 or later; it removes a listener for standard event types in API version 30.0 or later.

Omni-Channel Objects for the Lightning Console JavaScript API

Omni-Channel lets your call center route any type of incoming work item to the most qualified, available agents. The Lightning Console JavaScript API for Lightning Experience includes several objects that let you control how Omni-Channel works within the Lightning Service Console for your organization.

If you need more information on the Lightning Console JavaScript API, see [Lightning Console JavaScript API](#).

[acceptAgentWork for Lightning Experience](#)

Accepts a work item that's assigned to an agent.

[closeAgentWork for Lightning Experience](#)

Changes the status of a work item to *Closed* and removes it from the list of work items in the Omni-Channel utility.

[declineAgentWork for Lightning Experience](#)

Declines a work item that's assigned to an agent.

[getAgentWorks for Lightning Experience](#)

Returns a list of work items that are assigned to an agent and open in the agent's workspace.

[getAgentWorkload for Lightning Experience](#)

Retrieves an agent's currently assigned workload. Use this method to reroute work to available agents.

[getServicePresenceStatusChannels for Lightning Experience](#)

Retrieves the service channels that are associated with an Omni-Channel user's current presence status.

[getServicePresenceStatusId for Lightning Experience](#)

Retrieves an agent's current presence status.

[login for Lightning Experience](#)

Logs an agent in to Omni-Channel with a specific presence status.

[logout for Lightning Experience](#)

Logs an agent out of Omni-Channel.

[setServicePresenceStatus for Lightning Experience](#)

Sets an agent's presence status to a status with a particular ID. If the specified agent is not already logged in, we log in the agent with the presence status. This method removes the need for you to make more calls.

[Events for Omni-Channel](#)

JavaScript can be executed when certain types of events occur in a console, such as when a user closes a tab. There are a few events that are specific to Omni-Channel. These events apply to Lightning Experience only.

acceptAgentWork for Lightning Experience

Accepts a work item that's assigned to an agent.

Arguments

Name	Type	Description
<code>workId</code>	string	The ID of the work item the agent accepts.

Sample Code

Component code:

```
<aura:component implements="flexipage:availableForAllPageTypes" access="global" >
  <lightning:omniToolkitAPI aura:id="omniToolkit" />
  <lightning:button label="Accept" onclick="{! c.acceptWork }" />
</aura:component>
```

Controller code:

```
((
  acceptWork: function(cmp, evt, hlp) {
    var omniAPI = cmp.find("omniToolkit");
    omniAPI.getAgentWorks().then(function(result) {
      var works = JSON.parse(result.works);
      var work = works[0];
      omniAPI.acceptAgentWork({workId: work.workId}).then(function(res) {
        if (res) {
          console.log("Accepted work successfully");
        } else {
          console.log("Accept work failed");
        }
      }).catch(function(error) {
        console.log(error);
      });
    });
  }
})
```

Response

This method returns a promise that, upon success, resolves to `true` and is rejected on error.

`closeAgentWork` for Lightning Experience

Changes the status of a work item to *Closed* and removes it from the list of work items in the Omni-Channel utility.

Arguments

Name	Type	Description
<code>workId</code>	string	The ID of the work item that's closed.

Sample Code

Component code:

```
<aura:component implements="flexipage:availableForAllPageTypes" access="global" >
  <lightning:omniToolkitAPI aura:id="omniToolkit" />
  <lightning:button label="Close" onclick="{! c.closeWork }" />
</aura:component>
```

Controller code:

```

({
  closeWork: function(cmp, evt, hlp) {
    var omniAPI = cmp.find("omniToolkit");
    omniAPI.getAgentWorks().then(function(result) {
      var works = JSON.parse(result.works);
      var work = works[0];
      omniAPI.closeAgentWork({workId: work.workId}).then(function(res) {
        if (res) {
          console.log("Closed work successfully");
        } else {
          console.log("Close work failed");
        }
      }).catch(function(error) {
        console.log(error);
      });
    });
  }
})

```

Response

This method returns a promise that, upon success, resolves to `true` and is rejected on error.

declineAgentWork for Lightning Experience

Declines a work item that's assigned to an agent.

Arguments

Name	Type	Description
workId	string	The ID of the work item that the agent declines.
declineReason	string	The reason that the agent declined the work request.

Sample Code

Component code:

```

<aura:component implements="flexipage:availableForAllPageTypes" access="global" >
  <lightning:omniToolkitAPI aura:id="omniToolkit" />
  <lightning:button label="Decline" onclick="{! c.declineWork }" />
</aura:component>

```

Controller code:

```

({
  declineWork: function(cmp, evt, hlp) {
    var omniAPI = cmp.find("omniToolkit");
    omniAPI.getAgentWorks().then(function(result) {
      var works = JSON.parse(result.works);

```

```

        var work = works[0];
        omniAPI.declineAgentWork({workId: work.workId}).then(function(res) {
            if (res) {
                console.log("Declined work successfully");
            } else {
                console.log("Decline work failed");
            }
        }).catch(function(error) {
            console.log(error);
        });
    });
}
})

```

Response

This method returns a promise that, upon success, resolves to `true` and is rejected on error.

getAgentWorks for Lightning Experience

Returns a list of work items that are assigned to an agent and open in the agent's workspace.

Sample Code

Component code:

```

<aura:component implements="flexipage:availableForAllPageTypes" access="global" >
    <lightning:omniToolkitAPI aura:id="omniToolkit" />
    <lightning:button label="Get Agent works" onclick="{! c.getAgentWorks }" />
</aura:component>

```

Controller code:

```

({
    getAgentWorks: function(cmp, evt, hlp) {
        var omniAPI = cmp.find("omniToolkit");
        omniAPI.getAgentWorks().then(function(result) {
            var works = JSON.parse(result.works);
            console.log('First Agent Work ID is: ' + works[0].workId);
            console.log('Assigned Entity Id of the first Agent Work is: ' +
works[0].workItemId);
            console.log('Is first Agent Work Engaged: ' + works[0].isEngaged);
        }).catch(function(error) {
            console.log(error);
        });
    }
})

```

Response

This method returns a promise that, upon success, resolves to an array of `work` objects, containing the following fields.

Name	Type	Description
<code>workItemId</code>	String	The ID of the object that's routed through Omni-Channel. This object becomes a work assignment with a <code>workId</code> when it's assigned to an agent.
<code>workId</code>	String	The ID of a work assignment that's routed to an agent.
<code>isEngaged</code>	Boolean	Indicates whether an agent is working on a work item that's been assigned to them (<code>true</code>) or not (<code>false</code>).

getAgentWorkload for Lightning Experience

Retrieves an agent's currently assigned workload. Use this method to reroute work to available agents.

Sample Code

Component code:

```
<aura:component implements="flexipage:availableForAllPageTypes" access="global" >
  <lightning:omniToolkitAPI aura:id="omniToolkit" />
  <lightning:button label="Get workload" onclick="{! c.getAgentWorkload }" />
</aura:component>
```

Controller code:

```
{
  getAgentWorkload: function(cmp, evt, hlp) {
    var omniAPI = cmp.find("omniToolkit");
    omniAPI.getAgentWorkload().then(function(result) {
      console.log('Retrieved Agent Configured Capacity and Current Workload
successfully');
      console.log('Agent\'s configured capacity is: ' + result.configuredCapacity);

      console.log('Agent\'s currently assigned workload is: ' +
result.currentWorkload);
    }).catch(function(error) {
      console.log(error);
    });
  }
}
```

Response

This method returns a promise that, upon success, resolves to an object, containing the following fields.

Name	Type	Description
<code>configuredCapacity</code>	number	The agent's configured capacity (work that's assigned to the current user) through Presence Configuration.
<code>currentWorkload</code>	number	The agent's currently assigned workload.

getServicePresenceStatusChannels for Lightning Experience

Retrieves the service channels that are associated with an Omni-Channel user's current presence status.

Sample Code

Component code:

```
<aura:component implements="flexipage:availableForAllPageTypes" access="global" >
  <lightning:omniToolkitAPI aura:id="omniToolkit" />
  <lightning:button label="Get Status Channels" onclick="{! c.getStatusChannels }" />
</aura:component>
```

Controller code:

```
((
  getStatusChannels: function(cmp, evt, hlp) {
    var omniAPI = cmp.find("omniToolkit");
    omniAPI.getServicePresenceStatusChannels().then(function(result) {
      var channels = JSON.parse(result.channels);
      //For example purposes, just retrieve the first channel
      console.log('First channel ID is: ' + channels[0].channelId);
      console.log('First channel developer name is: ' + channels[0].developerName);

    }).catch(function(error) {
      console.log(error);
    });
  }
})
```

Response

This method returns a promise that, upon success, resolves to an array of `channel` objects, containing the following fields.

Name	Type	Description
<code>channelId</code>	String	The ID of the channel.
<code>developerName</code>	String	The name of the channel.

getServicePresenceStatusId for Lightning Experience

Retrieves an agent's current presence status.

Sample Code

Component code:

```
<aura:component implements="flexipage:availableForAllPageTypes" access="global" >
  <lightning:omniToolkitAPI aura:id="omniToolkit" />
  <lightning:button label="Get Status" onclick="{! c.getStatus }" />
</aura:component>
```

Controller code:

```
((
  getStatus: function(cmp, evt, hlp) {
    var omniAPI = cmp.find("omniToolkit");
    omniAPI.getServicePresenceStatusId().then(function(result) {
      console.log('Status Id is: ' + result.statusId);
    }).catch(function(error) {
      console.log(error);
    });
  }
})
```

Response

This method returns a promise that, upon success, resolves to an object, containing the following fields.

Name	Type	Description
statusName	string	The name of the agent's current presence status.
statusApiName	string	The API name of the agent's current presence status.
statusId	string	The ID of the agent's current presence status.

login for Lightning Experience

Logs an agent in to Omni-Channel with a specific presence status.

Arguments

Name	Type	Description
statusId	string	The ID of the presence status. Agents must be given access to this presence status through their associated profile or permission set.

Sample Code

Component code:

```
<aura:component implements="flexipage:availableForAllPageTypes" access="global" >
  <lightning:omniToolkitAPI aura:id="omniToolkit" />
  <lightning:button label="Login" onclick="{! c.login }" />
</aura:component>
```

Controller code:

```
((
  login: function(cmp, evt, hlp) {
    var omniAPI = cmp.find("omniToolkit");
    omniAPI.login({statusId: "0N5xx0000000001"}).then(function(result) {
      if (result) {

```

```

        console.log("Login successful");
    } else {
        console.log("Login failed");
    }
}).catch(function(error) {
    console.log(error);
});
    });
})

```

Response

This method returns a promise that, upon success, resolves to `true` and is rejected on error.

logout for Lightning Experience

Logs an agent out of Omni-Channel.

Sample Code

Component code:

```

<aura:component implements="flexipage:availableForAllPageTypes" access="global" >
    <lightning:omniToolkitAPI aura:id="omniToolkit" />
    <lightning:button label="Logout" onclick="{! c.logout }" />
</aura:component>

```

Controller code:

```

({
    logout: function(cmp, evt, hlp) {
        var omniAPI = cmp.find("omniToolkit");
        omniAPI.logout().then(function(result) {
            if (result) {
                console.log("Logout successful");
            } else {
                console.log("Logout failed");
            }
        }).catch(function(error) {
            console.log(error);
        });
    }
})

```

Response

This method returns a promise that, upon success, resolves to `true` and is rejected on error.

setServicePresenceStatus for Lightning Experience

Sets an agent's presence status to a status with a particular ID. If the specified agent is not already logged in, we log in the agent with the presence status. This method removes the need for you to make more calls.

Arguments

Name	Type	Description
statusId	string	The ID of the presence status to which you want to set the agent. Agents must be given access to this presence status through their associated profile or permission set.

Sample Code

Component code:

```
<aura:component implements="flexipage:availableForAllPageTypes" access="global" >
  <lightning:omniToolkitAPI aura:id="omniToolkit" />
  <lightning:button label="Set Status" onclick="{! c.setStatus }" />
</aura:component>
```

Controller code:

```
((
  setStatus: function(cmp, evt, hlp) {
    var omniAPI = cmp.find("omniToolkit");
    omniAPI.setServicePresenceStatus({statusId: "0N5xx0000000002"}).then(function(result)
    {
      console.log('Current statusId is: ' + result.statusId);
      console.log('Channel list attached to this status is: ' + result.channels);
    }).catch(function(error) {
      console.log(error);
    });
  }
})
```

Response

This method returns a promise that, upon success, resolves to an object containing the following fields.

Name	Type	Description
statusName	string	The name of the agent's current presence status.
statusApiName	string	The API name of the agent's current presence status.
statusId	string	The ID of the agent's current presence status.
channels	JSON string of channel objects	Returns the IDs and API names of the channels associated with the presence status.

Events for Omni-Channel

JavaScript can be executed when certain types of events occur in a console, such as when a user closes a tab. There are a few events that are specific to Omni-Channel. These events apply to Lightning Experience only.

[lightning:omniChannelLoginSuccess](#)

Indicates that an agent has been logged into Omni-Channel successfully.

[lightning:omniChannelStatusChanged](#)

Indicates that an agent has changed his or her presence status in Omni-Channel.

[lightning:omniChannelLogout](#)

Indicates that an agent has logged out of Omni-Channel.

[lightning:omniChannelWorkAssigned](#)

Indicates that an agent has been assigned a new work item.

[lightning:omniChannelWorkAccepted](#)

Indicates that an agent has accepted a work assignment, or that a work assignment has been automatically accepted.

[lightning:omniChannelWorkDeclined](#)

Indicates that an agent has declined a work assignment.

[lightning:omniChannelWorkClosed](#)

Indicates that the status of an AgentWork object is changed to Closed.

[lightning:omniChannelWorkloadChanged](#)

Indicates that an agent's workload has changed. This includes receiving new work items, declining work items, and closing items in the console. It also indicates that there has been a change to an agent's capacity or presence configuration, or that the agent has gone offline in the Omni-Channel utility.

lightning:omniChannelLoginSuccess

Indicates that an agent has been logged into Omni-Channel successfully.

Response

Name	Type	Description
statusId	string	The ID of the agent's current presence status.



Example: This example prints a line to the browser's developer console when an Omni-Channel user logs into Omni-Channel successfully.

Component code:

```
<aura:component implements="flexipage:availableForAllPageTypes" access="global" >
  <lightning:omniToolkitAPI aura:id="omniToolkit" />
  <aura:handler event="lightning:omniChannelLoginSuccess" action="{! c.onLoginSuccess
  }"/>
</aura:component>
```

Controller code:

```
{
  onLoginSuccess : function(component, event, helper) {
    console.log("Login success.");
    var statusId = event.getParam('statusId');
```

```

        console.log(statusId);
    },
})

```

lightning:omniChannelStatusChanged

Indicates that an agent has changed his or her presence status in Omni-Channel.

Response

Name	Type	Description
statusId	string	The ID of the agent's current presence status.
channels	string	JSON string of channel objects.
statusName	string	The name of the agent's current presence status.
statusApiName	string	The API name of the agent's current presence status.



Example: This example prints status details to the browser's developer console when an Omni-Channel user's presence status is changed.

Component code:

```

<aura:component implements="flexipage:availableForAllPageTypes" access="global" >
  <lightning:omniToolkitAPI aura:id="omniToolkit" />
  <aura:handler event="lightning:omniChannelStatusChanged" action="{! c.onStatusChanged
  }"/>
</aura:component>

```

Controller code:

```

({
  onStatusChanged : function(component, event, helper) {
    console.log("Status changed.");
    var statusId = event.getParam('statusId');
    var channels = event.getParam('channels');
    var statusName = event.getParam('statusName');
    var statusApiName = event.getParam('statusApiName');
    console.log(statusId);
    console.log(channels);
    console.log(statusName);
    console.log(statusApiName);
  },
})

```

channel

The `channel` object contains the following properties:

Name	Type	Description
<code>channelId</code>	string	Retrieves the ID of the service channel that's associated with a presence status.
<code>developerName</code>	string	Retrieves the developer name of the service channel that's associated with the <code>channelId</code> .

lightning:omniChannelLogout

Indicates that an agent has logged out of Omni-Channel.

Response

None

 **Example:** This example prints a line to the browser's developer console when an Omni-Channel user logs out of Omni-Channel.

Component code:

```
<aura:component implements="flexipage:availableForAllPageTypes" access="global" >
  <lightning:omniToolkitAPI aura:id="omniToolkit" />
  <aura:handler event="lightning:omniChannelLogout" action="{! c.onLogout }"/>
</aura:component>
```

Controller code:

```
{{
  onLogout : function(component, event, helper) {
    console.log("Logout success.");
  },
}}
```

lightning:omniChannelWorkAssigned

Indicates that an agent has been assigned a new work item.

Response

Name	Type	Description
<code>workItemId</code>	string	The ID of the object that's routed through Omni-Channel. This object becomes a work assignment with a <code>workId</code> when it's assigned to an agent.
<code>workId</code>	string	The ID of a work assignment that's routed to an agent.

 **Example:** This example prints work details to the browser's developer console when an Omni-Channel user is assigned a new work item.

Component code:

```
<aura:component implements="flexipage:availableForAllPageTypes" access="global" >
  <lightning:omniToolkitAPI aura:id="omniToolkit" />
  <aura:handler event="lightning:omniChannelWorkAssigned" action="{! c.onWorkAssigned
  }"/>
</aura:component>
```

Controller code:


```
((
  onWorkAssigned : function(component, event, helper) {
    console.log("Work assigned.");
    var workItemId = event.getParam('workItemId');
    var workId = event.getParam('workId');
    console.log(workItemId);
    console.log(workId);
  },
))
```

lightning:omniChannelWorkAccepted

Indicates that an agent has accepted a work assignment, or that a work assignment has been automatically accepted.

Response

Name	Type	Description
workItemId	string	The ID of the object that's routed through Omni-Channel. This object becomes a work assignment with a <code>workId</code> when it's assigned to an agent.
workId	string	The ID of a work assignment that's routed to an agent.

 **Example:** This example prints work details to the browser's developer console when an Omni-Channel user accepts a work assignment, or when a work assignment is automatically accepted.

Component code:

```
<aura:component implements="flexipage:availableForAllPageTypes" access="global" >
  <lightning:omniToolkitAPI aura:id="omniToolkit" />
  <aura:handler event="lightning:omniChannelWorkAccepted" action="{! c.onWorkAccepted
  }"/>
</aura:component>
```


Controller code:

```
{
  onWorkAccepted : function(component, event, helper) {
    console.log("Work accepted.");
    var workItemId = event.getParam('workItemId');
    var workId = event.getParam('workId');
    console.log(workItemId);
    console.log(workId);
  },
}
```

lightning:omniChannelWorkDeclined

Indicates that an agent has declined a work assignment.

Response

Name	Type	Description
workItemId	string	The ID of the object that's routed through Omni-Channel. This object becomes a work assignment with a <code>workId</code> when it's assigned to an agent.
workId	string	The ID of a work assignment that's routed to an agent.



Example: This example prints work details to the browser's developer console when an Omni-Channel user declines a work assignment.

Component code:

```
<aura:component implements="flexipage:availableForAllPageTypes" access="global" >
  <lightning:omniToolkitAPI aura:id="omniToolkit" />
  <aura:handler event="lightning:omniChannelWorkDeclined" action="{! c.onWorkDeclined }"/>
</aura:component>
```

Controller code:

```
{
  onWorkDeclined : function(component, event, helper) {
    console.log("Work declined.");
    var workItemId = event.getParam('workItemId');
    var workId = event.getParam('workId');
    console.log(workItemId);
    console.log(workId);
  },
}
```

lightning:omniChannelWorkClosed

Indicates that the status of an AgentWork object is changed to Closed.

Response

Name	Type	Description
workItemId	string	The ID of the object that's routed through Omni-Channel. This object becomes a work assignment with a <code>workId</code> when it's assigned to an agent.
workId	string	The ID of a work assignment that's routed to an agent.

 **Example:** This example prints work details to the browser's developer console when an Omni-Channel user closes a tab in the console that's associated with a work item.

Component code:

```
<aura:component implements="flexipage:availableForAllPageTypes" access="global" >
  <lightning:omniToolkitAPI aura:id="omniToolkit" />
  <aura:handler event="lightning:omniChannelWorkClosed" action="{! c.onWorkClosed}"/>
</aura:component>
```

Controller code:

```
((
  onWorkClosed : function(component, event, helper) {
    console.log("Work closed.");
    var workItemId = event.getParam('workItemId');
    var workId = event.getParam('workId');
    console.log(workItemId);
    console.log(workId);
  },
))
```

lightning:omniChannelWorkloadChanged

Indicates that an agent's workload has changed. This includes receiving new work items, declining work items, and closing items in the console. It also indicates that there has been a change to an agent's capacity or presence configuration, or that the agent has gone offline in the Omni-Channel utility.

Response

Name	Type	Description
configuredCapacity	number	The configured capacity for the agent.
previousWorkload	number	The agent's workload before the change.

Name	Type	Description
newWorkload	number	The agent's new workload after the change.

 **Example:** This example prints workload details to the browser's developer console when an agent's workload changes.

Component code:

```
<aura:component implements="flexipage:availableForAllPageTypes" access="global" >
  <lightning:omniToolkitAPI aura:id="omniToolkit" />
  <aura:handler event="lightning:omniChannelWorkloadChanged" action="{!
c.onWorkloadChanged }"/>
</aura:component>
```

Controller code:

```
{{
  onWorkloadChanged : function(component, event, helper) {
    console.log("Workload changed.");
    var configuredCapacity = event.getParam('configuredCapacity');
    var previousWorkload = event.getParam('previousWorkload');
    var newWorkload = event.getParam('newWorkload');
    console.log(configuredCapacity);
    console.log(previousWorkload);
    console.log(newWorkload);
  },
}}
```

External Routing for Omni-Channel

Multiple routing options, one console. Integrate third-party routing with Omni-Channel to give your support team more routing options for their work.

Before setting up external routing, make sure that you have a working implementation of Omni-Channel. You'll use version 41.0 or later of Salesforce standard APIs and streaming APIs to connect Salesforce with an external routing implementation in your routing configuration. Then you can create queues that use either Omni-Channel routing or your external routing implementation.

Are you ready to set up and use external routing? Let's get started.

[External Routing Technical Architecture and Process](#)

See an overview of how external routing works to connect Salesforce with your external routing implementation.

[Expected Behavior for External Routing for Omni-Channel](#)

Verify that the behavior you observe while testing and using your implementation of external routing matches the following expected behavior scenarios.

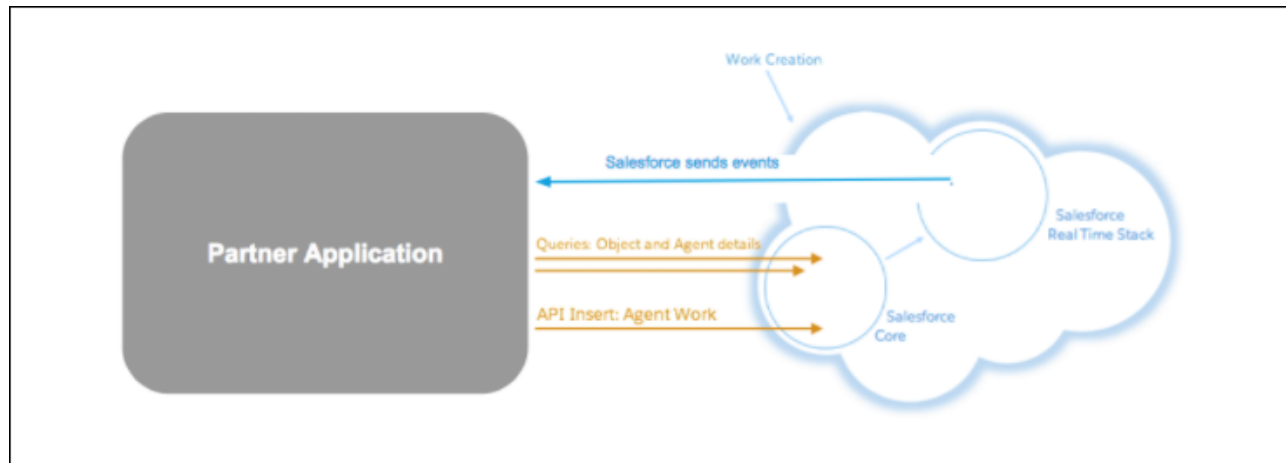
[Troubleshooting External Routing for Omni-Channel](#)

If you encounter issues with your implementation of External Routing for Omni-Channel, try the following troubleshooting steps.

External Routing Technical Architecture and Process

See an overview of how external routing works to connect Salesforce with your external routing implementation.

The following image provides a visual description of how information is shared between Salesforce and your partner application.



Information is shared using Salesforce APIs and the APIs for your partner application using the following process.

1. Salesforce sends events using Salesforce Streaming APIs for the `PendingServiceRouting` object.
2. Partner application creates a session to authenticate.
3. Partner application queries Salesforce for work details, agent availability, and more.
4. Partner application determines the routing decision.
5. AgentWork is created and pushed to the specified agent in Salesforce.

[Salesforce API Resources for External Routing](#)

Use the following resources as you integrate your partner application with Omni-Channel.

Salesforce API Resources for External Routing

Use the following resources as you integrate your partner application with Omni-Channel.

- [AgentWork](#)
- [PendingServiceRouting](#) on page 16
- [UserServicePresence](#)
- [Streaming API Developer Guide](#)
- [Streaming API Message Durability](#)
- [Streaming API Limits](#)

Integrate External Routing for Omni-Channel

Use the following steps to integrate your external routing implementation with Omni-Channel.

- [Step 1: Create a Routing Configuration and Queue for External Routing](#)

- [Step 2: Create a PushTopic for PendingServiceRouting](#)
- [Step 3: Listen to the PushTopic](#)
- [Step 4: Create AgentWork](#)

Step 1: Create a Routing Configuration and Queue for External Routing

External routing requires a separate routing configuration and queue in Omni-Channel. These separate objects define routing behavior and assign work to agents.

1. In Setup, enter *Routing Configurations* in the Quick Find box, then select **Routing Configurations**.
2. Create a routing configuration and select **External Routing** for the routing model.
3. Enter *Queues* in the Quick Find box, then select **Queues**.
4. Create a queue and connect it to the routing configuration you created.

Step 2: Create a PushTopic for PendingServiceRouting

A PushTopic is a query that is the basis for notifying listeners of changes to records in an organization. Create a PushTopic for *PendingServiceRouting* so partners can receive event notifications.

Reference the following code sample to create a PushTopic using Apex code. If you need help creating a PushTopic, see [Create a PushTopic](#) in the *Streaming API Developer Guide*.

PushTopic events use the following database values to indicate work status:

- ASSIGNED (0, "Assigned")
- UNAVAILABLE (1, "Unavailable")
- DECLINED (2, "Declined")
- OPENED (3, "Opened")
- CLOSED (4, "Closed")
- DECLINED_ON_PUSH_TIMEOUT (5, "DeclinedOnPushTimeout")
- CANCELLED (6, "Canceled")
- TRANSFERRED (7, "Transferred")

```
PushTopic pushTopic = new PushTopic();
pushTopic.Name = PSRPushTopic;
pushTopic.Query = 'Select Id, Serial, QueueId, WorkItemId, IsPushed, ServiceChannelId,
LastDeclinedAgentSession, CreatedDate from PendingServiceRouting where RoutingModel =
\'ExternalRouting\'';
pushTopic.ApiVersion = 41.0;
pushTopic.NotifyForOperationCreate = true;
pushTopic.NotifyForOperationUpdate = true;
pushTopic.NotifyForOperationDelete = true;
pushTopic.NotifyForFields = 'Referenced';
insert pushTopic;
```

Step 3: Listen to the PushTopic

Give your event notifications somewhere to go by setting up a listener.

Salesforce's Streaming API uses the HTTP/1.1 request-response model and the Bayeux protocol (CometD implementation). The easiest way to connect to the Streaming API is to use [java sdk](#) and OAuth flow to connect to the PushTopic you created.

For reference and a code sample, see [Use the Connector with OAuth Bearer Token Login](#) from the *Streaming API Developer Guide*.

Step 4: Create **AgentWork**

Your partner application must create an `AgentWork` record to route the work to an agent in Omni-Channel.

When the external routing implementation receives new `PendingServiceRouting` creation events (where the routing type equals `External`), it uses the standard Salesforce SOAP API to fetch further information based on the `PendingServiceRouting`. It makes a routing decision by creating `AgentWork` records. This API is existing functionality that partners use to query Salesforce.

Reference the following code sample to create `AgentWork` using Apex.

```
AgentWork work = new AgentWork();
work.ServiceChannelId = '<ServiceChannelId>';
work.WorkItemId = '<WorkItemId>';
work.UserId = '<UserId>';
work.PendingServiceRoutingId = '<PendingServiceRoutingId>';
insert work;
```

Expected Behavior for External Routing for Omni-Channel

Verify that the behavior you observe while testing and using your implementation of external routing matches the following expected behavior scenarios.

Agent accepts the work:

1. Chat visitor initiates a chat request from the external routing button.
2. `PendingServiceRouting` is created.
3. Partner is notified by a pushTopic event (EventType=Create, isPushed=false).
4. Partner creates `AgentWork` using the PSR.
5. Agent is routed the chat request (`AgentWork` Status = Assigned).
6. Agent accepts the chat request (`AgentWork` Status = Accept).
7. Omni-Channel deletes the `PendingServiceRouting` after Agent accepts the work.
8. Partner is notified by a pushTopic event (EventType=Delete).

Agent declines the work through Omni-Channel:

1. Agent declines the assigned `AgentWork`.
2. Salesforce updates the `PendingServiceRouting`.
3. Partner is notified by a pushTopic event (EventType=Update, LastDeclinedAgentSession=agent's session id in Chat (not the Salesforce session), isPushed=false).
4. Partner creates a new `AgentWork` using the updated `PendingServiceRouting` for rerouting.

Agent doesn't accept the work due to push time-out:

1. Existing `PendingServiceRouting` is updated.
2. Partner is notified by a pushTopic event (EventType=Update, PSR Fields updated: isPushed=false, LastDeclinedAgentSession=agent's liveagent session id).

3. Partner creates a new `AgentWork` for rerouting.

Agent transfers the work to an external routing queue:

1. New `PendingServiceRouting` for the transfer is created.
2. Partner is notified by a `pushTopic` event (`EventType=Create, isTransfer=true, isPushed=false`).
3. The routing process is repeated.

Agent transfers the work to another agent :

1. The `PendingServiceRouting` from the original chat request is deleted.
2. A new `PendingServiceRouting` isn't created when the work is transferred. Subscribe to `AgentWork` and `LiveChatTranscript` to determine whether the work was transferred to an agent.
3. Two `AgentWorks` are created for the `LiveChatTranscript`:
 - a. First `AgentWork` with the `Status = Opened`
 - b. Second `AgentWork` with the `Status = Assigned`
4. The `LiveChatTranscript` is updated with the `Status = In Progress` and the `Owner = second Agent`.
5. To determine if the Transfer to Agent has occurred, check that the second `AgentWork` isn't inserted into the same `LiveChatTranscript` as the first `AgentWork`.

! **Important:** We don't recommend using both external routing and Omni-Channel queue-based routing in the same implementation. If the same agent is in both queues, the agent's capacity could be exceeded. We don't have control over an agent's capacity in external routing. If you attempt this combination, there can be unknown issues.

Troubleshooting External Routing for Omni-Channel

If you encounter issues with your implementation of External Routing for Omni-Channel, try the following troubleshooting steps.

Recover from an External Routing Adaptor Restart

When the third-party adaptor recovers from restarting, it should leverage the durability feature of the Streaming API (since version 37.0) and replay from the last successful position of the PSR topic.

Reference the following code sample in Java.

```
// Register streaming extension
var replayExtension = new cometdReplayExtension();
replayExtension.setChannel(***<Streaming Channel to Subscribe to>***);
replayExtension.setReplay(<Event Replay Option>);
cometd.registerExtension('myReplayExtensionName', replayExtension);
```

For more information, see [Message Durability](#) in the *Streaming API Developer Guide*.

Recover from a Salesforce Data Recovery Instance

An org instance can be recovered from a Salesforce data center switch. The recovery process involves downtime, so all online agents must be logged out. All states maintained by the third-party adaptor, such as agent presence, aren't applicable and must be reset. The third-party adaptor should reinitialize as when it first subscribed to the topic.

Test the Client Solution

You can use the Streaming API to listen to CRUD events for `UserServicePresence` and `PendingServiceRouting`. For examples, see [Code Examples](#) in the *Streaming API Developer Guide*.

INDEX

E

events [61](#)

M

Methods

 console events [61](#)

 events [61](#)

O

Objects

 OmniSupervisorConfig [12](#)

Objects (*continued*)

 OmniSupervisorConfigGroup [13](#)

 OmniSupervisorConfigProfile [14](#)

 OmniSupervisorConfigUser [15](#)

Omni-Channel

 Salesforce Console Integration [48, 64](#)

 SOAP API objects [2](#)

OmniSupervisorConfig object [12](#)

OmniSupervisorConfigGroup object [13](#)

OmniSupervisorConfigProfile object [14](#)

OmniSupervisorConfigUser object [15](#)