

---

# User Interface API Developer Guide

Version 63.0, Spring '25





# CONTENTS

<b>Chapter 1: Get Started with User Interface API</b>	<b>1</b>
User Interface API Release Notes	2
User Interface API Quick Start	2
User Interface API Sample Apps	4
Authentication, Versioning, Limits, ETag, and More	5
Status Codes and Error Responses	6
API End-of-Life Policy	8
<b>Chapter 2: User Interface API Features</b>	<b>9</b>
Work with Records	9
Get Child Records	10
Build UI for Picklists	12
Upload Binary Files	17
Prevent Record Duplication with Idempotent Record Writes	18
Upload Files	20
Work with Actions	27
Manage Favorites	27
Work with List Views	31
Manage Apps	32
<b>Chapter 3: User Interface API Resources</b>	<b>34</b>
Records	34
Get Record Data and Object Metadata	36
Get Record Layout Metadata	38
Get a Directory of Supported Objects	40
Get Object Metadata	40
Get a Batch of Object Metadata	41
Get Values for a Picklist Field	41
Get Values for All Picklist Fields of a Record Type	42
Get Child Records	42
Get a Record	45
Get a Batch of Records	48
Create or Clone a Record	51
Create a Batch of Records	55
Get Default Values to Clone a Record	56
Get Default Values to Clone a Record—Lightweight	58
Get Default Values to Create a Record	59
Get Default Values to Create a Record—Lightweight	60
Update a Record	61

## Contents

Update a Batch of Records	65
Delete a Record	66
Delete a Batch of Records	66
Get Lookup Field Suggestions With POST	68
Check for Duplicate Records	72
Get Duplicate Management Configuration for a Specified Object	74
Upload a File	75
Upload a New File Version	75
Actions	76
Get Global Actions	77
Get Record Detail Actions	79
Get Record Edit Actions	81
Get Related List Actions with URL Parameters	83
Get Related List Actions with a Request Body	86
Get a Batch of Related List Actions with URL Parameters	87
Get a Batch of Related List Actions with a Request Body	90
Get Related List Record Actions	91
Get List View Header Actions	93
Get List View Record Actions	95
Get List View Chart Actions	96
Get Lightning Page Actions	98
Get Lookup Field Actions	101
Get MRU List View Actions	103
Get Photo Actions	105
Get a Quick Action Layout	107
Perform Quick Actions	107
Update a Record with a Quick Action	108
Favorites	109
Create a Favorite	110
Get a Favorite	111
Get Favorites	111
Update a Favorite	111
Update a Batch of Favorites	112
Delete a Favorite	113
Update Usage of a Favorite	113
Lists	114
Get List View Metadata	115
Get a Batch of List View Metadata	116
Update List View Metadata	116
Delete List View Metadata	118
Get List Views for an Object	118
Create a List View for an Object	119
Get Metadata for a List View Object	120
Get List View Records with URL Parameters	120

## Contents

Get List View Records with a Request Body	122
Get List View Preferences	123
Update List View Preferences	124
Get Related Lists for an Object	124
Get Related List Records with URL Parameters	125
Get Related List Records with a Request Body	126
Get Related List Metadata	127
Get Related List Record Count	128
Get a Batch of Related List Metadata	129
Get a Batch of Related List Records with URL Parameters	130
Get a Batch of Related List Records with a Request Body	131
Get a Batch of Related List Record Counts	132
Update Related List Metadata	132
Get Related List User Preferences	133
Get a Batch of Related List User Preferences	134
Update Related List User Preferences	134
Apps	135
Get Apps	136
Get an App	137
Update Last Selected App	138
Get Last Selected App	138
Get Personalized Navigation Items	139
Get All Navigation Items	141
Update Personalized Navigation Items	143
Get Active Theme	146
<b>Chapter 4: User Interface API Request Bodies</b>	<b>147</b>
Action Input	148
Action Related List Single Batch Input	150
Action Related Lists Batch Input	152
Batch Record Input	153
Batch Operation Input	154
Favorite Batch Collection Input	155
Favorite Batch Input	156
Favorite Input	157
List Filter By Info Input	158
List Info Input	159
List Info Post Input	160
List Order By Input	162
List Preferences Input	163
List Records Input	164
List Scope Input	165
List User Preference Input	166
Lookup Post Input	167

Navigation Item Collection Input .....	169
Navigation Item Input .....	170
Page Reference Input .....	171
Perform Action Input .....	172
Record Input .....	173
Related List Input .....	176
Related List Records Input .....	177
Related List Records Batch Input .....	178
Related List User Preferences Input .....	180
<b>Chapter 5: User Interface API Response Bodies .....</b>	<b>182</b>
User Interface API Top-Level Response Bodies .....	182
Action .....	184
App .....	184
Apps .....	186
Batch Results .....	187
Content Document Composite .....	187
Content Document Link .....	188
Duplicates .....	189
Duplicates Configuration .....	189
Favorite .....	190
Favorite Collection .....	191
List Info .....	191
List Info Summary Collection .....	193
List Object Info .....	193
List Preferences .....	194
List Record Collection .....	194
Lookup Values .....	195
Navigation Items .....	196
Object Info .....	196
Object Info Directory .....	199
Picklist Values .....	199
Picklist Values Collection .....	200
Quick Action Execution .....	201
Quick Action Layout .....	201
Record .....	202
Record Collection .....	203
Record Defaults .....	204
Record Defaults Template Clone .....	204
Record Defaults Template Create .....	205
Record Layout .....	205
Record UI .....	206
Related List Info .....	207
Related List Info Summary Collection .....	208

## Contents

Related List Record Collection	209
Related List Record Count	210
Related List User Preferences	210
Simplified Batch Results	211
Theme	211
User Interface API Nested Response Bodies	212
Batch Result Item	216
Canvas Layout Component	217
Case Status Picklist Value Attributes	218
Child Relationship	219
Custom Link Layout Component	220
Duplicate Record Error	221
Duplicate Result Info	221
Duplicate Rule	221
Duplicate Rule Filter	222
Duplicate Rule Filter Item	223
Error Message	223
Error with Output	223
Field	224
Field Layout Component	228
Field Value	228
Filtered Lookup Info	229
Lead Status Picklist Value Attributes	230
List Column	230
List Column Inline Edit Attributes	231
List Filter by Info	231
List Info Share	232
List Info Share Category	232
List Info Summary	233
List Inline Edit Details	233
List Object Column	234
List Object Picklist Value	235
List Object Scope	236
List Object Scope Available Entity	236
List Order By Info	236
List Reference	237
List Scope	237
List Scope Entity	238
List Scope Related Entity	238
List User Preference	238
Location Field	239
Match	239
Match Engine	240
Match Result	240

## Contents

Match Result Info	240
Match Rule	241
Navigation Item	241
Object Action	245
Object Info Directory Entry	245
Opportunity Stage Picklist Value Attributes	246
Page Reference	247
Picklist Value	247
Platform Action	248
Record Exceptions	251
Record Exception Error	251
Record Layout Component	252
Record Layout Item	253
Record Layout Row	254
Record Layout Save Option	255
Record Layout Section	255
Record Layout Section User State	256
Record Layout User State	256
Record Template Clone	257
Record Template Create	257
Record Type Info	257
Reference To Info	258
Related List Column	259
Related List Info Summary	260
Related List Reference	260
Report Layout Component	261
Theme Banner	262
Theme Image	262
Theme Info	262
Visualforce Layout Component	263
Work Step Status Picklist Value Attributes	263
<b>Chapter 6: User Interface API Appendices</b>	<b>265</b>
Supported Objects	265
All Supported Objects	266
List View Supported Objects	292
Most Recently Used List View Supported Objects	314
Retired Resources	336
Get Lookup Field Suggestions	336
Get Lookup Field Suggestions for a Specified Object	340
Get List Views for an Object (Deprecated)	341
Get List View Records and Metadata (Deprecated)	342
Get Most Recently Used List View Records (Deprecated)	344
Get Most Recently Used List View Metadata (Deprecated)	345



**Contents**

- Get Most Recently Used List View Records and Metadata (Deprecated) . . . . . **346**
- Retired Response Bodies . . . . . **347**
  - List UI . . . . . **347**
  - List View Summary . . . . . **347**
  - List View Summary Collection . . . . . **348**



# CHAPTER 1    Get Started with User Interface API

Build Salesforce UI for native mobile apps and custom web apps using the same API that Salesforce uses to build Lightning Experience and Salesforce for Android, iOS, and mobile web. Build user interfaces that let users work with records, list views, actions, favorites, and more. Not only do you get data and metadata in a single response, but the response matches metadata changes made to the org by Salesforce admins. You don't have to worry about layouts, picklists, field-level security, or sharing—all you have to do is build an app that users love.

The User Interface API base URL is

`https://{your_instance}.salesforce.com/services/data/v{api_version}/ui-api.`

The Record UI resource shows the power of User Interface API. To display a record, your code makes this simple request:

```
GET /ui-api/record-ui/001R00000003GeJ1IAK
```

Behind the scenes, Salesforce does the heavy lifting.

- Checks field-level security settings, sharing settings, and perms.
- Makes SOQL queries to get record data.
- Gets object metadata and theme information.
- Gets layout information.

You're one happy developer, because Salesforce transforms the results into an easy-to-consume JSON response with all the metadata and data necessary to display the record.

 **Note:** User Interface API resource actions aren't exposed as static methods in Apex.

In addition to building UI for Salesforce records, you can also use User Interface API to build UI for Salesforce actions, favorites, and list views.

## [User Interface API Release Notes](#)

The API release notes include updates to the request bodies, response bodies, and resources.

## [User Interface API Quick Start](#)

Use the Postman desktop app or web-based UI to easily explore and test the UI API and other Salesforce APIs against your orgs.

## [User Interface API Sample Apps](#)

We've built two sample apps that use User Interface API to create, read, update, and delete records. The apps are open-source and available on GitHub.

## [Authentication, Versioning, Limits, ETag, and More](#)

Learn the high-level facts about how to use User Interface API. How do you authenticate? How is the API versioned? What are the rate limits? All the information you need, available at a glance.

## [Status Codes and Error Responses](#)

The response header contains an HTTP status code. If the response isn't successful, the response body contains an error message, and if appropriate, information about the field or object where the error occurred.

### API End-of-Life Policy

Salesforce is committed to supporting each API version for a minimum of three years from the date of first release. In order to mature and improve the quality and performance of the API, versions that are more than three years old sometimes are no longer supported.

## User Interface API Release Notes

---


The API release notes include updates to the request bodies, response bodies, and resources.

View the latest updates in the [User Interface API Release Notes](#).

## User Interface API Quick Start

---

Use the Postman desktop app or web-based UI to easily explore and test the UI API and other Salesforce APIs against your orgs.

 **Important:** Where possible, we changed noninclusive terms to align with our company value of Equality. Because changing terms in our code can break current implementations, we maintained this object's name.

If you don't already have an org, you can sign up for a [Salesforce Developer Edition](#), also known as a *DE org*.

This quick start makes a request to the List UI resource, `/ui-api/list-ui/${objectApiName}`. This resource returns a collection of list views for an object.

Before you connect Postman to Salesforce, [fork and configure the collection](#).

These steps use the Postman desktop app to send a request. Alternatively, you can [connect the Postman web app to Salesforce using the Trailhead quick start](#), which requires a CORS configuration in Salesforce.

1. Open the Postman desktop app.
2. Expand the collection, and select the **UI > List Views request**.
3. Select **utilities > Rest Explorer**.
4. Click **Send**.

The query returns a 200 OK status. If you receive an error, check your configuration and try again.

The [List View Summary Collection](#) response body includes an array of list views.

```
{
  "count": 7,
  "currentPageToken": "0",
  "currentPageUrl": "/services/data/v54.0/ui-api/list-ui/Account?pageSize=20&pageToken=0",
  "eTag": "3de94589bbabb0d794855cf4a0940a",
  "lists": [
    {
      "apiName": "AllAccounts",
      "id": "00B1a000002eWicEAE",
      "label": "All Accounts",
      "listUiUrl": "/services/data/v54.0/ui-api/list-ui/Account/AllAccounts"
    },
    {
      "apiName": "MyAccounts",
      "id": "00B1a000002eWjvEAE",
      "label": "My Accounts",
      "listUiUrl": "/services/data/v54.0/ui-api/list-ui/Account/MyAccounts"
    }
  ]
}
```

```

    },
    {
      "apiName": "My_Top_Accounts",
      "id": "00B1a000002eWjREAU",
      "label": "My Top Accounts",
      "listUiUrl": "/services/data/v54.0/ui-api/list-ui/Account/My_Top_Accounts"
    },
    {
      "apiName": "NewLastWeek",
      "id": "00B1a000002eWjCEAU",
      "label": "New Last Week",
      "listUiUrl": "/services/data/v54.0/ui-api/list-ui/Account/NewLastWeek"
    },
    {
      "apiName": "NewThisWeek",
      "id": "00B1a000002eWjlEAE",
      "label": "New This Week",
      "listUiUrl": "/services/data/v54.0/ui-api/list-ui/Account/NewThisWeek"
    },
    {
      "apiName": "PlatinumandGoldSLACustomers",
      "id": "00B1a000002eWjaEAE",
      "label": "Platinum and Gold SLA Customers",
      "listUiUrl":
"/services/data/v54.0/ui-api/list-ui/Account/PlatinumandGoldSLACustomers"
    },
    {
      "apiName": "RecentlyViewedAccounts",
      "id": "00B1a000002eWjoEAE",
      "label": "Recently Viewed Accounts",
      "listUiUrl": "/services/data/v54.0/ui-api/list-ui/Account/RecentlyViewedAccounts"
    }
  ],
  "nextPageToken": null,
  "nextPageUrl": null,
  "objectApiName": "Account",
  "pageSize": 20,
  "previousPageToken": null,
  "previousPageUrl": null,
  "queryString": null,
  "recentListsOnly": false
}

```

You just sent a UI API request using Postman! You can do more with UI API using Postman, such as sending a cURL command to [upload a file](#) on page 20 to your Salesforce org.

To send a cURL command, import the request using raw text.

1. In Postman, click the **Import** tab on the top left side.
2. Select the **Raw text** tab.
3. Paste your cURL command and click **Continue**.
4. Verify your request name and format, then click **Import**.
5. Send your request.

Consider the following guidelines.

- If you're sending any JSON data as part of your cURL command, the import adds the JSON string as a key on the **Body > form-data** tab by default. Move the JSON string from the **Body > form-data** tab to the **Body > raw** tab, and delete it from the **Body > form-data** tab.
- If you're sending a file using the `-F` option, upload your file under the **Body > form-data** tab. For example, you can [upload files](#) by adding the `fileData` key and selecting a local file.

The screenshot shows a REST client interface with a POST request to the endpoint `{{_endpoint}}/services/data/v56.0/ui-api/records/content-documents/content-versions`. The request body is set to **form-data** and contains a single key-value pair: `fileData` with the value `aa.csv`. The response is a JSON object with the following structure:

```

1 {
2   "contentDocument": {
3     "archivedById": null,
4     "archivedDate": null,
5     "checksum": "9eab05fc4235f5e27e48cc16f5ae18d9",
6     "contentAssetId": null,
7     "contentModifiedDate": "2023-02-09T18:39:40.000Z",
8     "contentSize": 26224,
9     "createdById": "0051a000000GqXf",
10    "createdDate": "2023-02-09T18:39:40.000Z",
11    "description": null,
12    "displayValue": null,
13    "division": "1",
14    "eTag": "a3c19cfc3a7323218a087026da7b82cc",
15    "fileType": "CSV",
16    "id": "0692L00000BvUXXQA3",
17    "isArchived": false,

```

## User Interface API Sample Apps

We've built two sample apps that use User Interface API to create, read, update, and delete records. The apps are open-source and available on GitHub.

Record Viewer is a Node.js app available at <https://github.com/forcedotcom/RecordViewer>.

Record Viewer Native is a React Native app available at <https://github.com/forcedotcom/RecordViewerNative>.

## Authentication, Versioning, Limits, ETag, and More

Learn the high-level facts about how to use User Interface API. How do you authenticate? How is the API versioned? What are the rate limits? All the information you need, available at a glance.

### Authentication

Like other Salesforce REST APIs, User Interface API uses OAuth 2.0. To specify OAuth settings, create a [connected app](#) in Salesforce. You can specify the `api` or `full` OAuth scopes.

### Case Sensitivity

When writing a User Interface API client, assume case sensitivity. Some parts of the API aren't case-sensitive, but some are, so it's best to assume case sensitivity.

### Dates

Dates are represented in [ISO 8601](#) format.

### Experience Cloud Site User Access

Users with a Customer Community or Partner Community [User License](#) can access User Interface API.

Lightning components on Experience Cloud site pages request UI API resources in the context of a site user. Even if an Experience Cloud site user doesn't have the API Enabled permission, these requests can count towards Salesforce API limits. For example, if you add the `<lightning-record-view-form>` component to an Experience Cloud site page, requests from that component to UI API resources are made in the context of a site user. These requests can count towards API limits, even if the user doesn't have the API Enabled permission.

### HTTP Caching with ETag

[Record](#) on page 202 responses include a `weakEtag` property that you can use to compare whether a record is a newer, older, or the same as a record in a previous response.

In addition, to take advantage of browser caching, User Interface API responses include an [ETag](#) field. To reduce network traffic and increase your app's response time, make conditional HTTP requests. If the browser cache holds the latest version of a representation, the web server returns only HTTP headers.

The ETag (or Entity Tag) contains a hash that identifies a representation: ETag:

"b9a5cd4fbfcf1b65b03d95a4d9ffa8f4--gzip". When a representation changes, the web server generates a new ETag.

```
GET /ui-api/object-info/account

HTTP/1.1 200 OK
Date: Tue, 07 Nov 2017 04:27:43 GMT
Strict-Transport-Security: max-age=31536000; includeSubDomains
X-Content-Type-Options: nosniff
X-XSS-Protection: 1; mode=block
Content-Security-Policy: upgrade-insecure-requests
X-Robots-Tag: none
Cache-Control: no-cache,must-revalidate,max-age=0,no-store,private
Set-Cookie: BrowserId=GHRCS0saRl64DgVv-NrLjA; Path=/; Domain=.salesforce.com; Expires=Sat,
06-Jan-2018 04:27:45 GMT; Max-Age=5184000
Expires: Thu, 01 Jan 1970 00:00:00 GMT
ETag: "b9a5cd4fbfcf1b65b03d95a4d9ffa8f4--gzip"
Content-Type: application/json; charset=UTF-8
```

```

Vary: Accept-Encoding
Content-Encoding: gzip
Transfer-Encoding: chunked

{
  "apiName" : "Account",
  "childRelationships" : [ {
    "childObjectApiName" : "Account",
    "fieldName" : "ParentId",
    "junctionIdListNames" : [ ],
    "junctionReferenceTo" : [ ],
    "relationshipName" : "ChildAccounts"
    ... response shortened ...
  ] }
  ...
}

```

The client saves the `ETag` and sends it in a header in subsequent requests for the resource: `If-None-Match: "b9a5cd4fbfcf1b65b03d95a4d9ffa8f4"`. The web server compares this `ETag` value with the `ETag` value of the current version of the representation. If the values are the same, the browser cache holds the latest version and the web server returns an HTTP status of 304 Not Modified.

#### If-Modified-Since

PATCH requests support the [If-Modified-Since](#) HTTP header.

#### Integers

We support integers less than  $10^{18}$ . Integers greater than or equal to  $2^{31}$  must be in quotes.

#### JSON Support

The JavaScript Object Notation (JSON) format is supported with UTF-8.

#### Limits

The User Interface API uses the [Salesforce API limits](#) and the [Connect REST API limits](#). When you exceed the rate limit, all User Interface API resources return a 503 Service Unavailable error code.

#### Versioning

User Interface API is versioned. Specify the API version number in each request.

```
GET https://MyDomainName.my.salesforce.com/services/data/v63.0/ui-api
```

SEE ALSO:

[Digging Deeper into OAuth 2.0 on Salesforce](#)

## Status Codes and Error Responses

The response header contains an HTTP status code. If the response isn't successful, the response body contains an error message, and if appropriate, information about the field or object where the error occurred.

HTTP Status Code	Description
200	Success with GET, PATCH, or HEAD request
201	Success with POST request



HTTP Status Code	Description
204	Success with DELETE
400	The request could not be understood, usually because the ID is not valid for the particular resource. If the request is for a batch record operation, see the corresponding usage guidelines. <ul style="list-style-type: none"> <li>• <a href="#">Create a Batch of Records</a></li> <li>• <a href="#">Update a Batch of Records</a></li> <li>• <a href="#">Delete a Batch of Records</a></li> </ul>
401	The session ID or OAuth token has expired or is invalid. Or, if the request is made by a guest user, the resource isn't accessible to guest users. The response body contains the <code>message</code> and <code>errorCode</code> .
403	The request has been refused. Verify that the context user has the appropriate permissions to access the requested data, or that the context user is not an external user.
404	Either the specified resource was not found, or the resource has been deleted.
409	A conflict has occurred. For example, an attempt was made to update a request to join a group, but that request had already been approved or rejected.
410	The requested resource has been retired or removed. Delete or update any references to the resource.
412	A precondition has failed. For example, in a batch request, if <code>haltOnError</code> is <code>true</code> and a subrequest fails, subsequent subrequests return 412.
500	An error has occurred within Lightning Platform, so the request could not be completed. Contact Salesforce Customer Support.
503	Too many requests in an hour or the server is down for maintenance.

## Example

This request requires a 15 or 18 character record ID, but this record ID doesn't contain enough characters.

```
GET /ui-api/record-ui/003R000000
```

The response body is:

```
HTTP/1.1 400 Bad Request
Date: Tue, 29 Nov 2016 00:16:36 GMT
X-Content-Type-Options: nosniff
X-XSS-Protection: 1; mode=block
Content-Security-Policy: reflected-xss block;report-uri /_/ContentDomainCSPNoAuth?type=xss
Content-Security-Policy: referrer origin-when-cross-origin
Set-Cookie: BrowserId=q27CK9tSSCeI3klUaYMo6A;Path=/;Domain=.salesforce.com;Expires=Sat,
28-Jan-2017 00:16:36 GMT
Expires: Thu, 01 Jan 1970 00:00:00 GMT
Content-Type: application/json;charset=UTF-8
Transfer-Encoding: chunked

[ {
  "errorCode" : "ILLEGAL_QUERY_PARAMETER_VALUE",
```

```
"message" : "recordId should be a valid record ID: 003R0000000"  
} ]
```

## API End-of-Life Policy

Salesforce is committed to supporting each API version for a minimum of three years from the date of first release. In order to mature and improve the quality and performance of the API, versions that are more than three years old sometimes are no longer supported. Salesforce notifies customers who use an API version scheduled for deprecation at least one year before support for the version ends.

Salesforce API Versions	Version Support Status	Version Retirement Info
Versions 31.0 through 63.0	Supported.	
Versions 21.0 through 30.0	As of Summer '22, these versions have been deprecated and no longer supported by Salesforce.  Starting Summer '25, these versions will be retired and unavailable.	<a href="#">Salesforce Platform API Versions 21.0 through 30.0 Retirement</a>
Versions 7.0 through 20.0	As of Summer '22, these versions are retired and unavailable.	<a href="#">Salesforce Platform API Versions 7.0 through 20.0 Retirement</a>

If you request any resource or use an operation from a retired API version, REST API returns the 410 : GONE error code.

To identify requests made from old or unsupported API versions, use the free [API Total Usage](#) event type.

## CHAPTER 2 User Interface API Features

Learn to use User Interface API to work with various Salesforce features.

Build Salesforce UI for records, actions, and favorites.

### Work with Records

Use User Interface API to build UI that lets users create, read, update, and delete Salesforce records. Let's look at two of the trickier aspects of the API: how to work with child relationships, and how to upload binary files to records.

### Work with Actions

Use the Actions resources to get data and metadata about actions displayed in the Salesforce UI. Examples include standard and custom buttons, quick actions, and productivity actions.

### Manage Favorites

Favorites let users access frequently used pages in Salesforce. Use User Interface API Favorites resources to manage favorites.

### Work with List Views

Use the List View resources to get record data and metadata about list views displayed in the Salesforce UI.

### Manage Apps

An app is a collection of items that work together to serve a particular function. Salesforce apps come in two flavors: Classic apps and Lightning apps. Classic apps are created and managed in Salesforce Classic. Lightning apps are created and managed in Lightning Experience. Admins customize both types of apps to match the way users work.

## Work with Records

---

Use User Interface API to build UI that lets users create, read, update, and delete Salesforce records. Let's look at two of the trickier aspects of the API: how to work with child relationships, and how to upload binary files to records.



**Note:** User Interface API resources operate on all custom objects and [supported standard objects](#).

### Get Child Records

User Interface API has several resources that include child records in their responses. If a record has many child relationships, a response can be huge and have a negative effect on performance. To get only the records you need, request records for specific child relationships and set the page size of the results.

### Build UI for Picklists

User Interface API exposes properties and resources that make it easy for a client to build picklists and dependent picklists.

### Upload Binary Files

If a record has a Base64 field, you can upload binary data to the field when you create or update a record.

### Prevent Record Duplication with Idempotent Record Writes

Use idempotent record writes to avoid duplication of records and server operations, which can occur when an app or client encounters a network connection issue.

### Upload Files

Upload documents and images or update the file with a new version.

## Get Child Records

User Interface API has several resources that include child records in their responses. If a record has many child relationships, a response can be huge and have a negative effect on performance. To get only the records you need, request records for specific child relationships and set the page size of the results.

There are multiple resources that return child records. All of them share some common functionality.

### Specify a Child Relationship

Specify child relationships in the format ***ObjectApiName.ChildRelationshipName***. For example, to specify the Contacts relationship on an account, use `Account.Contacts`.

Specify spanning relationships in the format ***ObjectApiName.ChildRelationshipName.FieldApiName***. For example, to specify the account billing address for an opportunity, use `Opportunity.Account.BillingAddress`.

### Paginated Responses

The child relationships records in the response are paginated and include URLs to get the next page and previous pages of child records. Use the `pageSize` parameter to specify the number of records per page. The default is 5.

### Responses Include One Level of Child Relationships

User Interface API gets the first set of child relationships that it finds, it doesn't get the next level of child relationships. For example, this request gets the Opportunities on an Account record. If an opportunity in the response has a child relationship with another object, the API doesn't return that information.

```
GET /ui-api/record-ui/001R0000003IG0vIAG?childRelationships=Account.Opportunities
```

In this shortened response body, you see the first set of child relationships on the Account record, which in this case is three Opportunity records. The records in the next level of child relationships—on the Opportunity object—don't appear because it would make the response body too large.

```
...response shortened...
"records" : {
  "001RM000003TXRbYAO" : {
    "apiName" : "Account",
    "childRelationships" : {
      "Opportunities" : {
        "count" : 3,
        "currentPageUrl" :
"/services/data/v41.0/ui-api/records/001RM000003TXRbYAO/child-relationships/Opportunities?

        fields=%5BOpportunity.Name%2C%20Opportunity.Id%5D&page=1&pageSize=5",
        "nextPageUrl" : null,
        "previousPageUrl" : null,
        "records" : [ {
          "apiName" : "Opportunity",
          "childRelationships" : { },
          "fields" : {
            "AccountId" : {
```

```

        "displayValue" : null,
        "value" : "001RM000003TXRbYAO"
    },
    "Id" : {
        "displayValue" : null,
        "value" : "006RM000002XCGxYAO"
    },
    "Name" : {
        "displayValue" : null,
        "value" : "Acme - 1,200 Widgets"
    }
},
"id" : "006RM000002XCGxYAO",
"recordTypeId" : "012000000000000000",
"recordTypeInfo" : null
},

```

## Resources That Return Child Records

### Get Child Records for a Specific Record and Child Relationship

This example returns all the Contacts related to the Account record 001R0000003I6CoIAK.

```
/ui-api/records/001R0000003I6CoIAK/child-relationships/Contacts
```

The response is paginated. Use the `pageSize` parameter to specify the number of records per page. The default is 5.

```

{
    "count" : 5,
    "currentPageUrl" :

"/services/data/v41.0/ui-api/records/001R0000003I6CoIAK/child-relationships/Contacts?page=1&pageSize=5",

    "nextPageUrl" :

"/services/data/v41.0/ui-api/records/001R0000003I6CoIAK/child-relationships/Contacts?page=2&pageSize=5",

    "previousPageUrl" : null,
    "records" : [ {
        "apiName" : "Contact",
        "childRelationships" : { },
        "fields" : {
            "AccountId" : {
                "displayValue" : null,
                "value" : "001R0000003I6CoIAK"
            },
            "Id" : {
                "displayValue" : null,
                "value" : "003R0000007qXwQIAU"
            },
            "Name" : {
                "displayValue" : null,
                "value" : "John Smith"
            }
        }
    },
}

```

```

      "id" : "003R0000007qXwQIAU",
      "recordTypeId" : "012000000000000000",
      "recordTypeInfo" : null
    },
    ...
  }

```

### Get a Record and Include Child Records

This example gets the data for fields in the compact layout for an opportunity record with ID `006R0000001rboIIAQ`. The response includes `OpportunityCompetitors` and `Partners` child records.

```

GET
/ui-api/records/006R0000001rboIIAQ?layoutTypes=Compact&childRelationships=Opportunity.OpportunityCompetitors,Opportunity.Partners

```

### Get a Batch of Records and Include Child Records

This example gets the `Account.Name` field and `Account.Contacts` child records for two accounts.

```

GET /ui-api/records/batch/001R0000003I6CeIAK,001R0000003I6CgIAK?
fields=Account.Name&childRelationships=Account.Contacts

```

### Get Record Data and Metadata and Include Child Records

The response for this request includes layout information, metadata, and record data. The record data includes child relationship data for `Contacts` and `Opportunities`.

```

GET
/ui-api/record-ui/001R0000003I6CoIAK?childRelationships=Account.Contacts,Account.Opportunities

```

#### SEE ALSO:

[User Interface API Sample Apps](#)

[Get Child Records](#)

[Get a Record](#)

[Get a Batch of Records](#)

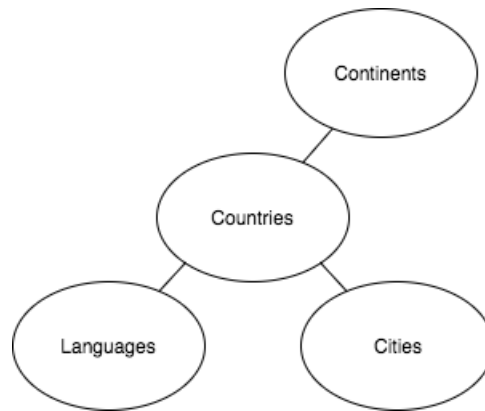
[Get Record Data and Object Metadata](#)

## Build UI for Picklists

User Interface API exposes properties and resources that make it easy for a client to build picklists and dependent picklists.

Picklists are complicated UI elements, and dependent picklists are especially tricky. The values in a dependent picklist field are filtered based on the selection in another field, called a controlling field. A controlling field can be a picklist field or a checkbox field. For example, imagine a `Continents` picklist that controls a `Countries` picklist that controls a `Cities` picklist and a `Languages` picklist field.

Dependent picklists exist in a field dependency tree that shows a hierarchy of controlling and dependent fields. Each node in the tree can have any number of child nodes. To build UI, you need to know the complete hierarchy.



An object can have any number of field dependency trees. User Interface API exposes the collection of field dependency trees in a single property on each object called `dependentFields`. Each dependent field has a `controllingFields` property that lists the fields that control it. User Interface API also provides a batch resource to get all picklist values for a record type:

</ui-api/object-info/{objectApiName}/picklist-values/{recordTypeId}>.

## Check for Picklists

To build UI to create, display, edit, and delete records, make a request to one of the User Interface API resources. The response from each of these resources includes an [Object Info](#) on page 196 response body, which contains the object metadata, including information about picklists.

- [Get Record Data and Object Metadata](#)
- [Get Object Metadata](#)
- [Get Default Values to Create a Record](#)
- [Get Default Values to Clone a Record](#)

1. Parse the response for each field's `dataType`. If the `dataType` is `Picklist` or `MultiPicklist`, the field is a picklist.
2. If you find a picklist, grab the `recordTypeId`, you'll use it in a request to get the picklist values.
3. Parse the response for dependent picklists. If the field is a picklist and if the `controllingFields` property is non-null, the field is a dependent picklist.
4. If the field is a dependent picklist, look at the `dependentFields` property on the object to see the tree structure of the object's dependent and controlling fields. A dependent picklist can depend on (be controlled by) standard or and custom picklists and checkboxes.

```

{
  ...
  "dependentFields" : {
    "Continents__c" : {
      "Countries__c" : {
        "Cities__c" : { },
        "Languages__c" : { },
      }
    }
  },
  ...
  "fields" : {
    "AccountSource" : {

```

```

    ...
    "controllingFields" : [ ],
    ...
    "dataType" : "Picklist",
    ...
  },
  "Cities__c" : {
    ...
    "controllingFields" : [ "Countries__c", "Continents__c" ],
    ...
    "dataType" : "Picklist",
    ...
  },
  "Continents__c" : {
    ...
    "controllingFields" : [ ],
    ...
    "dataType" : "Picklist",
    ...
  },
  "Countries__c" : {
    ...
    "controllingFields" : [ "Continents__c" ],
    ...
    "dataType" : "Picklist",
    ...
  },
  "Languages__c" : {
    ...
    "controllingFields" : [ "Countries__c", "Continents__c" ],
    ...
    "dataType" : "Picklist",
    ...
  },
  ...
  "recordTypeInfoInfos" : {
    "0120000000000000AAA" : {
      ...
      "recordTypeId" : "0120000000000000AAA"
    }
  },
  ...
}

```

Here's a bit more info about the dependent and controlling fields properties.

- `{Object}.dependentFields`—A map of the dependent fields tree structure. Each nested object is another `Map<String, Object>`. When the object is empty, it indicates a leaf of the tree, which is a field that doesn't control other fields. An object can have multiple independent trees, which means this property can have multiple root objects.

Imagine an object with the picklists `Continents__c`, `Countries__c`, and `Cities__c`. `Continents__c` is the root. `Cities__c` is a leaf. `Continents__c` and `Countries__c` are controlling fields. `Countries__c` and `Cities__c` are dependent picklists.



- `{Field}.controllingFields`—If this field is a dependent picklist, this property is a collection of fields that control the values in the picklist. When there's a hierarchy of controlling fields, the collection starts with the immediate parent and moves up the tree.

## Get Picklist Values

You know that the object has picklists, you know whether it has dependent picklists, and you know how the dependent picklists are controlled. It's time to get the picklist values.

1. Do one of the following:
  - To retrieve the values for all picklists of a record type, make a request to [GET /ui-api/object-info/\\${objectApiName}/picklist-values/\\${recordTypeId}](#). It's handy to retrieve the values in a batch instead of requesting them for each field.
  - To get the values for a single picklist, make a request to [GET /ui-api/object-info/{objectApiName}/picklist-values/{recordTypeId}/{fieldApiName}](#).
2. Get the values for independent picklists.
  - a. To determine whether a picklist is independent, look at the `{Field}.controllingFields` property. If the property is empty, the picklist is independent.
 

**Tip:** If the `controllerValues` property is empty, like it is for the `AccountSource` field in the following example, the field isn't necessarily independent. If the controlling field is protected by field-level security (FLS), it doesn't appear in the `controllerValues` property.
  - b. To populate a picklist in the UI, use the field's `label` and `value` properties.
3. Get the values for dependent picklists.
  - a. If a picklist is dependent, its `controllerValues` property lists the values and indexes of its controlling field (except when the immediate controlling field is protected by FLS). The indexes are used in the `validFor` property to indicate which controlling field values map to which picklist value. For example, in `controllerValues`, `Italy` has index 5. In the `values.validFor` property, you see that `Rome` is valid for index 5.
  - b. To populate a picklist in the UI, use the field's `label` and `value` properties.

```
{
  "picklistFieldValues" : {
    "AccountSource" : {
      "controllerValues" : { },
      "defaultValue" : null,
      "url" :
"/services/data/v63.0/ui-api/object-info/account/picklist-values/0120000000000000AAA/AccountSource",

      "values" : [ {
        "attributes" : null,
        "label" : "Advertisement",
        "validFor" : [ ],
        "value" : "Advertisement"
      }, {
        "attributes" : null,
        "label" : "Employee Referral",
        "validFor" : [ ],
        "value" : "Employee Referral"
      }
    ]
  }
}
```

```

    },
    ...
}
"Cities__c" : {
  "controllerValues" : {
    "Australia" : 0,
    "Brazil" : 1,
    "China" : 2,
    "Colombia" : 3,
    "France" : 4,
    "Italy" : 5,
    "Mexico" : 6,
    "New Zealand" : 7,
    "Nigeria" : 8,
    "Senegal" : 9,
    "South Korea" : 10,
    "US" : 11
  },
  "defaultValue" : null,
  "url" :
"/services/data/v63.0/ui-api/object-info/account/picklist-values/012000000000000AAA/Cities__c",

  "values" : [ {
    "attributes" : null,
    "label" : "Cali",
    "validFor" : [ 3 ],
    "value" : "Cali"
  }, {
    "attributes" : null,
    "label" : "Chicago",
    "validFor" : [ 11 ],
    "value" : "Chicago"
  }, {
    "attributes" : null,
    "label" : "Dakar",
    "validFor" : [ 9 ],
    "value" : "Dakar"
  }, {
    "attributes" : null,
    "label" : "Lagos",
    "validFor" : [ 8 ],
    "value" : "Lagos"
  }, {
    "attributes" : null,
    "label" : "Los Angeles",
    "validFor" : [ 11 ],
    "value" : "Los Angeles"
  }, {
    "attributes" : null,
    "label" : "Oaxaca",
    "validFor" : [ 6 ],
    "value" : "Oaxaca"
  }, {
    "attributes" : null,

```

```

    "label" : "Wellington",
    "validFor" : [ 7 ],
    "value" : "Wellington"
  } ]
},

```

## Record Viewer Sample App

To view sample code that parses a response and displays dependent picklists, check out the [Record Viewer](#) sample app on GitHub. To contribute to the app, fork it and submit a pull request. We love to see what people do with User Interface API.

SEE ALSO:

[User Interface API Sample Apps](#)

[Get Values for a Picklist Field](#)

[Get Values for All Picklist Fields of a Record Type](#)

## Upload Binary Files

If a record has a Base64 field, you can upload binary data to the field when you create or update a record.

The field determines the binary data file size limit. For example, the `ContentNote.Content` field has a different limit than the `Attachment.Body` field. For information about fields, see [Standard Objects](#) in *Object Reference for Salesforce and Lightning Platform*.

There are two ways to upload a binary file in request.

- [Upload Binary Files in a Multipart/Form-Data Request](#)
- [Upload Binary Files in a JSON Request Body](#)

## Upload Binary Files in a Multipart/Form-Data Request

To upload a binary file, create a multipart request with a part that contains the JSON request body required by the resource, and a part for each file you want to upload. Each file must have its own part. To upload binary data to multiple fields, add a part for each field. The part names must match the field names.

Let's [create](#) a `ContentNote` record and upload a binary file to its `Content` field, which is the content or body of the note.

This [curl](#) example performs a multi-part request that contains the JSON request body and the binary file.

```

curl -v -H 'Authorization: Bearer 00Dxx0000001gER!ARoAQFFeB_55d8B3Sh....'
-F 'json={"apiName": "ContentNote", "fields": {"Title": "My List of
Things"}};type=application/json'
-F 'Content=@note.txt;type=application/octet-stream'
-X POST 'http://{instance-name}.salesforce.com/services/data/v63.0/ui-api/records'

```

The first part, starting with `-F`, contains the JSON request body that the `/ui-api/records` resource requires. The request body contains the API name of the record (`ContentNote`) and the title of the record (`My List of Things`). The part name must be `json`.

The second part, starting with the second `-F`, contains the binary file. The part name must match the name of the Base64 field to which the data is uploaded. The `ContentNote` Base64 field name is `Content`, and the plain text file we're uploading is `note.txt`.

## Upload Binary Files in a JSON Request Body

The JSON format doesn't support binary data. To upload a binary file in a JSON payload, encode the file using [Base64](#) encoding.

In this sample Record Input JSON request body, the `Content` property contains the file as a Base64 encoded string.

```
{
  "apiName": "ContentNote",
  "fields": {
    "Content": "SGksIFRoXMGaXMGYmFzZTY0",
    "Title": "Sample Title"
  }
}
```

This curl example creates a ContentNote record and uploads the file.

```
curl -X POST -H 'Authorization: Bearer 00Dxx0000001gER!ARoAQFFeB_55d8B3Sh...'
-H 'Content-Type: application/json' -H "Content-type: application/json"
-d '{"apiName": "ContentNote", "fields": {"Content": "SGksIFRoXMGaXMGYmFzZTY0", "Title":
"Sample Title"} }'
'http://{instance-name}.salesforce.com/services/data/v63.0/ui-api/records'
```

SEE ALSO:

[Create or Clone a Record](#)

[Update a Record](#)

## Prevent Record Duplication with Idempotent Record Writes


Use idempotent record writes to avoid duplication of records and server operations, which can occur when an app or client encounters a network connection issue.

To make a request idempotent, include an `Idempotency-Key` value in your request header. By making a request idempotent, your records on the server remain in the same state even if an identical request is made once or multiple times. Salesforce uses server storage to store the cached response of an idempotent request.

Only the `/ui-api/records/{recordId}` resource supports idempotent record writes for the POST, PATCH, and DELETE methods. The following table describes idempotent record write support for specific UI API resources.

UI API Resource	POST	PATCH	DELETE
<a href="#">/ui-api/records</a>	✓		
<a href="#">/ui-api/records/{recordId}</a>	✓	✓	✓
<a href="#">/ui-api/records/content-documents/ content-versions</a>	✓		
<a href="#">/ui-api/records/content-documents/ \${contentDocumentId}/content-versions</a>	✓		

When a unique `Idempotency-Key` request header is passed to a supported resource, the response for a server data mutation operation is stored. Subsequently, next time a request is sent to the same resource with the same `Idempotency-Key` value, the cached response is returned instead of performing a server data mutation operation.

 **Note:** An idempotent request supports a response size up to 9 MB. If your request results in a larger response size, idempotency isn't honored, but the request doesn't fail. Retrying the same request results in duplication on the server.

Idempotent record writes save server processing costs by returning cached response for POST, PATCH, and DELETE operations.

## Include an Idempotency Key Value

In your request header, pass in an **Idempotency-Key** value in the **UUID v4 format**. You can use a library that supports UUID v4 generation, including the [Java UUID utility](#).

```
curl --location --request POST
'https://MyDomainName.my.salesforce.com/services/data/v56.0/ui-api/records' \
--header 'Authorization: Bearer AuthToken' \
--header 'Content-Type: application/json' \
--header 'Idempotency-Key: 12cfe4e6-e477-4de8-aa4e-95d31aa2be24' \
--header 'Cookie: BrowserId=yVVAfz9GEeuRctc5jOsncA; CookieConsentPolicy=0:0' \
--data-raw '{
  "apiName": "ResourceAbsence",
  "fields": {
    "CreatedDate": "2022-12-01T14:52:16.000Z",
    "LastModifiedDate": "2022-12-01T14:52:16.000Z",
    "ResourceId": "0Hnxx0000004C92CAE",
    "Start": "2022-12-02T14:52:16.000Z",
    "End": "2022-12-03T14:52:16.000Z"
  }
}'
```

 **Tip:** We recommend that you use a unique **Idempotency-Key** header value for each unique operation. The idempotency key doesn't provide idempotency indefinitely and auto-expires after 30 days if the same key is reused.

When the idempotency key expires after 30 days, the cached record that's associated with the idempotency key is deleted. If the same idempotency key is used again after it's deleted, the key is treated as a new idempotency key. A new cached response is then stored when an idempotent request is received the first time.

## Example: Upload a File With An Idempotency Key

Let's look at how you can [upload a file](#) using an idempotency key. To send the idempotent request, include **Idempotency-Key** in your request header.

```
curl -H "X-PrettyPrint: 1" \
-F 'json={"title":"Example image", "description":"Your description"}' \
-F "fileData=@image.jpg;type=application/octet-stream" \
-X POST
https://MyDomainName.my.salesforce.com/services/data/v58.0/ui-api/records/content-documents/content-versions
\
-H 'Authorization: Bearer AuthToken' \
-H 'Idempotency-Key: YourKey'
```

When you send the request, notice the `id` values in the `contentDocument`, `contentDocumentLinks`, and `contentVersion` fields. If you resend the request using the same idempotency key, the response is returned without any server-side operations and the `id` values remain the same, indicating that the file doesn't get uploaded a second time.

## HTTP Status Error Codes

An idempotent request returns [2XX status codes](#) for a successful operation. It can also return one of these HTTP status error codes.

### 400

You can receive one of the following errors.

- `Idempotency not supported`—Remove the `Idempotency-Key` header and retry the operation.
- `Idempotency-Key is not in valid format`—Generate a new `Idempotency-Key` header value and retry the operation.

### 422

The `Idempotency-Key` header value is already used by the same user for a different request. Generate a new `Idempotency-Key` value and retry the operation.

### 409

Either a different user has issued the same request earlier or this duplicate request is issued within a short time because an earlier request terminated abruptly. If you include a `Retry-After` header, a follow-up request is sent.

### 5XX

A server error has occurred. If you include a `Retry-After` header, a follow-up request is sent.

## Upload Files

Upload documents and images or update the file with a new version.

Salesforce stores files uploaded to a record or group as a `ContentDocument`. Each file has a `ContentVersion` record that corresponds to a specific version of the file. Additionally, `ContentDocumentLink` holds the polymorphic relationships between a file and where it's shared, such as a users, groups, and records. For information about working with files, see [ContentDocument](#) in *Object Reference for Salesforce and Lightning Platform*.

User Interface API provides two ways to upload a file in a request.

- [Upload a New File](#)
- [Upload a File Version](#)



**Note:** To prevent duplication of file uploads, such as in situations where the network connection is unstable, use [Idempotency Record Writes](#).

## Upload a New File

This request uploads an image with the `.csv` file extension. It creates a new `ContentDocument`, `ContentVersion`, and `ContentDocumentLink` in one request. After the file is uploaded, you can view it in [Files home](#).

### Example POST Request

```
POST /ui-api/records/content-documents/content-versions
```

```
{
  "description": "My test file",
  "title": "CSV File"
}
```

### Example CURL Request

```
curl -H "X-PrettyPrint: 1"
-F 'json={"title":"CSV File", "description":"My test file"};type=application/json'
```

```
-F 'fileData=@aa.csv;type=application/octet-stream'
-X POST
https://{instance-name}.salesforce.com/services/data/v57.0/ui-api/records/content-documents/content-versions
-H 'Authorization: Bearer your_access_token_here'
```

### Example Response

```
{
  "contentDocument" : {
    "apiName" : "ContentDocument",
    "childRelationships" : { },
    "eTag" : "32e236323d9e6feea5412bb694a9b33d",
    "fields" : {
      "CreatedDate" : {
        "displayValue" : "11/2/2022, 11:13 AM",
        "value" : "2022-11-02T18:13:53.000Z"
      },
      "Description" : {
        "displayValue" : null,
        "value" : "My test file"
      },
      "Id" : {
        "displayValue" : null,
        "value" : "069RM0000008MbJYAU"
      },
      "LastModifiedById" : {
        "displayValue" : null,
        "value" : "005RM000002dpIzYAI"
      },
      "LastModifiedDate" : {
        "displayValue" : "11/2/2022, 11:13 AM",
        "value" : "2022-11-02T18:13:53.000Z"
      },
      "SystemModstamp" : {
        "displayValue" : null,
        "value" : "2022-11-02T18:13:54.000Z"
      },
      "Title" : {
        "displayValue" : null,
        "value" : "CSV File"
      }
    },
    "id" : "069RM0000008MbJYAU",
    "lastModifiedById" : "005RM000002dpIzYAI",
    "lastModifiedDate" : "2022-11-02T18:13:53.000Z",
    "recordTypeId" : null,
    "recordTypeInfo" : null,
    "systemModstamp" : "2022-11-02T18:13:54.000Z",
    "weakEtag" : 1667412834000
  },
  "contentDocumentLinks" : [ {
    "apiName" : "ContentDocumentLink",
    "childRelationships" : { },
    "eTag" : "a9e9ca5f7e2eb85af2aef5ed122350c2",
    "fields" : {
```

```

    "ContentDocumentId" : {
      "displayValue" : null,
      "value" : "069RM0000008MbJYAU"
    },
    "Id" : {
      "displayValue" : null,
      "value" : "06ARM00000095a72AA"
    },
    "LinkedEntityId" : {
      "displayValue" : null,
      "value" : "005RM000002dpIzYAI"
    },
    "ShareType" : {
      "displayValue" : "Inferred",
      "value" : "I"
    },
    "SystemModstamp" : {
      "displayValue" : null,
      "value" : "2022-11-02T18:13:54.000Z"
    }
  },
  "id" : "06ARM00000095a72AA",
  "lastModifiedById" : null,
  "lastModifiedDate" : null,
  "recordTypeId" : null,
  "recordTypeInfo" : null,
  "systemModstamp" : "2022-11-02T18:13:54.000Z",
  "weakEtag" : 1667412834000
} ],
"contentVersion" : {
  "apiName" : "ContentVersion",
  "childRelationships" : { },
  "eTag" : "0cbf5c6af463dbda0d0741eeda132d7a",
  "fields" : {
    "ContentSize" : {
      "displayValue" : null,
      "value" : "26224"
    },
    "CreatedDate" : {
      "displayValue" : "11/2/2022, 11:13 AM",
      "value" : "2022-11-02T18:13:53.000Z"
    },
    "Description" : {
      "displayValue" : null,
      "value" : "My test file"
    },
    "Id" : {
      "displayValue" : null,
      "value" : "068RM0000008SBhYAM"
    },
    "LastModifiedById" : {
      "displayValue" : null,
      "value" : "005RM000002dpIzYAI"
    }
  },

```



```

      "LastModifiedDate" : {
        "displayValue" : "11/2/2022, 11:13 AM",
        "value" : "2022-11-02T18:13:53.000Z"
      },
      "SystemModstamp" : {
        "displayValue" : null,
        "value" : "2022-11-02T18:13:54.000Z"
      },
      "Title" : {
        "displayValue" : null,
        "value" : "CSV File"
      },
      "VersionDataUrl" : {
        "displayValue" : null,
        "value" :
"https://{instance-name}.documentforce.com/sfc/servlet.shepherd/version/download/068RM0000008SBh"

      }
    },
    "id" : "068RM0000008SBhYAM",
    "lastModifiedById" : "005RM000002dpIzYAI",
    "lastModifiedDate" : "2022-11-02T18:13:53.000Z",
    "recordTypeId" : "012000000000000AAA",
    "recordTypeInfo" : null,
    "systemModstamp" : "2022-11-02T18:13:54.000Z",
    "weakEtag" : 1667412834000
  }
}

```

## Upload a File Version

This request uploads a new version of an image file with a new file name. It creates a new `ContentVersion`, and updates the existing objects to reference the new `ContentVersion`.

### Example POST Request

```
POST /ui-api/records/content-documents/069RM0000008MbEYAU/content-versions
```

```
{
  "title": "Updated product image"
}
```

### Example CURL Request

```

curl -H "X-PrettyPrint: 1"
-F 'json={"title":"Updated product image"};type=application/json'
-F 'fileData=@Test.PNG;type=application/octet-stream'
-X POST
'https://{instance-name}.salesforce.com/services/data/v57.0/ui-api/records/content-documents/069RM0000008MbEYAU/content-versions'

-H 'Authorization: Bearer your_access_token_here'

```

### Example Response

```
{
  "contentDocument" : {
```

```

"apiName" : "ContentDocument",
"childRelationships" : { },
"eTag" : "8a5ed89e115ff7f99e4d00e6ec07c0f3",
"fields" : {
  "CreatedDate" : {
    "displayValue" : "11/2/2022, 10:19 AM",
    "value" : "2022-11-02T17:19:28.000Z"
  },
  "Description" : {
    "displayValue" : null,
    "value" : null
  },
  "Id" : {
    "displayValue" : null,
    "value" : "069RM0000008MbEYAU"
  },
  "LastModifiedById" : {
    "displayValue" : null,
    "value" : "005RM000002dpIzYAI"
  },
  "LastModifiedDate" : {
    "displayValue" : "11/2/2022, 10:53 AM",
    "value" : "2022-11-02T17:53:59.000Z"
  },
  "SystemModstamp" : {
    "displayValue" : null,
    "value" : "2022-11-02T17:54:00.000Z"
  },
  "Title" : {
    "displayValue" : null,
    "value" : "Updated product image"
  }
},
"id" : "069RM0000008MbEYAU",
"lastModifiedById" : "005RM000002dpIzYAI",
"lastModifiedDate" : "2022-11-02T17:53:59.000Z",
"recordTypeId" : null,
"recordTypeInfo" : null,
"systemModstamp" : "2022-11-02T17:54:00.000Z",
"weakEtag" : 1667411640000
},
"contentDocumentLinks" : [ {
  "apiName" : "ContentDocumentLink",
  "childRelationships" : { },
  "eTag" : "0e32a473e9bd0bb69eb23fb1c0d8115c",
  "fields" : {
    "ContentDocumentId" : {
      "displayValue" : null,
      "value" : "069RM0000008MbEYAU"
    },
    "Id" : {
      "displayValue" : null,
      "value" : "06ARM00000095a32AA"
    }
  },

```

```

    "LinkedEntityId" : {
      "displayValue" : null,
      "value" : "001RM000005XNLIYA4"
    },
    "ShareType" : {
      "displayValue" : "Inferred",
      "value" : "I"
    },
    "SystemModstamp" : {
      "displayValue" : null,
      "value" : "2022-11-02T17:19:31.000Z"
    }
  },
  "id" : "06ARM00000095a32AA",
  "lastModifiedById" : null,
  "lastModifiedDate" : null,
  "recordTypeId" : null,
  "recordTypeInfo" : null,
  "systemModstamp" : "2022-11-02T17:19:31.000Z",
  "weakEtag" : 1667409571000
}, {
  "apiName" : "ContentDocumentLink",
  "childRelationships" : { },
  "eTag" : "ccfa6db5bfad0c23d0aa613b69fbaec5",
  "fields" : {
    "ContentDocumentId" : {
      "displayValue" : null,
      "value" : "069RM0000008MbEYAU"
    },
    "Id" : {
      "displayValue" : null,
      "value" : "06ARM00000095a22AA"
    },
    "LinkedEntityId" : {
      "displayValue" : null,
      "value" : "005RM000002dpIzYAI"
    },
    "ShareType" : {
      "displayValue" : "Inferred",
      "value" : "I"
    },
    "SystemModstamp" : {
      "displayValue" : null,
      "value" : "2022-11-02T17:19:32.000Z"
    }
  },
  "id" : "06ARM00000095a22AA",
  "lastModifiedById" : null,
  "lastModifiedDate" : null,
  "recordTypeId" : null,
  "recordTypeInfo" : null,
  "systemModstamp" : "2022-11-02T17:19:32.000Z",
  "weakEtag" : 1667409572000
} ],

```

```

"contentVersion" : {
  "apiName" : "ContentVersion",
  "childRelationships" : { },
  "eTag" : "7b64a64ff99e3141f6fdbf7a5278d424",
  "fields" : {
    "ContentSize" : {
      "displayValue" : null,
      "value" : "324337"
    },
    "CreatedDate" : {
      "displayValue" : "11/2/2022, 10:53 AM",
      "value" : "2022-11-02T17:53:59.000Z"
    },
    "Description" : {
      "displayValue" : null,
      "value" : null
    },
    "Id" : {
      "displayValue" : null,
      "value" : "068RM000000228mYAA"
    },
    "LastModifiedById" : {
      "displayValue" : null,
      "value" : "005RM0000002dpIzYAI"
    },
    "LastModifiedDate" : {
      "displayValue" : "11/2/2022, 10:53 AM",
      "value" : "2022-11-02T17:53:59.000Z"
    },
    "SystemModstamp" : {
      "displayValue" : null,
      "value" : "2022-11-02T17:54:01.000Z"
    },
    "Title" : {
      "displayValue" : null,
      "value" : "Updated product image"
    },
    "VersionDataUrl" : {
      "displayValue" : null,
      "value" :
"https://{instance-name}.documentforce.com/sfc/servlet.shepherd/version/download/068RM000000228m"

    }
  },
  "id" : "068RM000000228mYAA",
  "lastModifiedById" : "005RM0000002dpIzYAI",
  "lastModifiedDate" : "2022-11-02T17:53:59.000Z",
  "recordTypeId" : "012000000000000AAA",
  "recordTypeInfo" : null,
  "systemModstamp" : "2022-11-02T17:54:01.000Z",
  "weakEtag" : 1667411641000

```

```
}  
}
```

SEE ALSO:

[Upload a New File Version](#)

[Upload a File](#)

## Work with Actions

---

Use the Actions resources to get data and metadata about actions displayed in the Salesforce UI. Examples include standard and custom buttons, quick actions, and productivity actions.

You can use the actions endpoints to fetch lists of actions, but not to execute actions. It's handy to get a list of actions if you want to use quick actions, if you have Visualforce overrides, or if you want to determine CRUD based on visible actions. For example, if a New action exists, then a user can create a record.

### Get Actions for a Record Detail Page

As an example, let's say we have an Account record detail page with a record ID of 001R0000003IDlwIAG. The page has some standard buttons and quick actions. To get information about all the actions on this page, make this request:

```
GET /services/data/v63.0/ui-api/actions/record/001R0000003IDlwIAG
```

The request returns a list of actions on the page and the URLs of the request and subrequests.

### Filter the Action Results

To filter the results returned by the Actions resources, use the following request parameters:

- `actionTypes`—The action type.
- `formFactor`—The layout display size.
- `sections`—The section of the user interface that the action resides in.

For example, to filter a record actions request so that it includes only standard button actions, set the `actionTypes` parameter to `StandardButton`.

```
GET  
/services/data/v41.0/ui-api/actions/record/001R0000003IDlwIAG?actionTypes=StandardButton
```

SEE ALSO:

[Actions](#)

## Manage Favorites

---

Favorites let users access frequently used pages in Salesforce. Use User Interface API Favorites resources to manage favorites.

You can create, get, delete, and update favorites, update all favorites at once, and update favorite usage information, for example, the number of times a favorite was clicked. Responses return all fields required to render favorites.

This request returns all the favorites of the context user.

```
GET /ui-api/favorites
```

```
{
  "favorites" : [ {
    "accessCount" : 1,
    "iconColor" : "FCB95B",
    "iconUrl" : "https://.../img/icon/t4v35/standard/opportunity_120.png",
    "id" : "0MVR00000004GG1OAM",
    "lastAccessDate" : "2017-08-07T18:51:54.000Z",
    "name" : "My Best Opportunities",
    "objectType" : "Opportunity",
    "sortOrder" : 1,
    "subtitle" : "Opportunities",
    "target" : "00BR0000000tTTwMAM",
    "targetType" : "ListView"
  }, {
    "accessCount" : 1,
    "iconColor" : "A094ED",
    "iconUrl" : "https://.../img/icon/t4v35/standard/contact_120.png",
    "id" : "0MVR00000004FOPOA2",
    "lastAccessDate" : "2017-07-21T21:35:27.000Z",
    "name" : "John Doe",
    "objectType" : "Contact",
    "sortOrder" : 2,
    "subtitle" : "Contact",
    "target" : "003R00000001bivAIAQ",
    "targetType" : "Record"
  }, {
    "accessCount" : 1,
    "iconColor" : "f6707b",
    "iconUrl" : "https://.../img/icon/t4v35/custom/custom84_120.png",
    "id" : "0MVR000000004D5OAI",
    "lastAccessDate" : "2017-08-11T17:24:01.000Z",
    "name" : "Trend Board",
    "objectType" : "TabDefinition",
    "sortOrder" : 3,
    "subtitle" : "Tab",
    "target" : "Trend_Board",
    "targetType" : "Tab"
  }, {
    "accessCount" : 1,
    "iconColor" : "F88962",
    "iconUrl" : "https://.../img/icon/t4v35/standard/lead_120.png",
    "id" : "0MVR00000004GOpOAM",
    "lastAccessDate" : "2017-08-11T17:24:24.000Z",
    "name" : "Leads to Follow Up on",
    "objectType" : "Lead",
    "sortOrder" : 4,
    "subtitle" : "Leads",
    "target" : "Lead",
    "targetType" : "ListView"
  }
]
```

```
} ]
}
```

Adding a favorite to the top of the list is as easy as knowing what type of favorite it is and how to identify it. For example, to add an Account as a favorite, add it as a Record favorite using its ID. To insert it at the beginning of the list, explicitly set the `sortOrder` to 1, otherwise it's inserted at the end of the list.

```
POST /ui-api/favorites?target=001R0000002LBXUIA4&targetType=Record&sortOrder=1
{
  "accessCount" : 1,
  "iconColor" : "7F8DE1",
  "iconUrl" : "https://.../img/icon/t4v35/standard/account_120.png",
  "id" : "0MVR000000004DFOAY",
  "lastAccessDate" : "2017-08-11T19:26:04.000Z",
  "name" : "Global Media",
  "objectType" : "Account",
  "sortOrder" : 1,
  "subtitle" : "Account",
  "target" : "001R0000002LBXUIA4",
  "targetType" : "Record"
}
```

To track how often a user accesses a particular favorite, make a patch request using the favorite's ID and see the `accessCount` increment and the `lastAccessDate` update.

```
PATCH /ui-api/favorites/0MVR000000004DFOAY/usage
{
  "accessCount" : 2,
  "iconColor" : "7F8DE1",
  "iconUrl" : "https://.../img/icon/t4v35/standard/account_120.png",
  "id" : "0MVR000000004DFOAY",
  "lastAccessDate" : "2017-08-11T19:31:17.416Z",
  "name" : "Global Media",
  "objectType" : "Account",
  "sortOrder" : 1,
  "subtitle" : "Account",
  "target" : "001R0000002LBXUIA4",
  "targetType" : "Record"
}
```

Removing a favorite is as easy and requires using the favorite's ID again.

```
DELETE /ui-api/favorites/0MVR000000004DFOAY
```

To reorder or rename your favorites, you have some options. The first option is to individually update each favorite one by one. When reordering this way, the server automatically updates the sort order of affected favorites in the list so the sort order stays consistent. The second and more useful option is to reorder, rename, and delete favorites in a single request. This option is useful for building an edit dialog where the user can rename some favorites, delete others, and reorder whichever they choose. All these changes can then be made in a single request.

```
PUT /ui-api/favorites/batch
```

Here's the input for the PUT request:

```
{
  "favorites" : [
```

```

    {
      "id": "0MVR00000004GOpOAM"
    },
    {
      "id": "0MVR00000004GG1OAM",
      "name": "Top Opportunities"
    },
    {
      "id": "0MVR000000004D5OAI"
    }
  ]
}

```

Here's the response for the PUT request:

```

{
  "favorites" : [ {
    "accessCount" : 1,
    "iconColor" : "F88962",
    "iconUrl" : "https://.../img/icon/t4v35/standard/lead_120.png",
    "id" : "0MVR00000004GOpOAM",
    "lastAccessDate" : "2017-08-11T17:24:24.000Z",
    "name" : "Leads to Follow Up",
    "objectType" : "Lead",
    "sortOrder" : 1,
    "subtitle" : "Leads",
    "target" : "Lead",
    "targetType" : "ListView"
  }, {
    "accessCount" : 1,
    "iconColor" : "FCB95B",
    "iconUrl" : "https://.../img/icon/t4v35/standard/opportunity_120.png",
    "id" : "0MVR00000004GG1OAM",
    "lastAccessDate" : "2017-08-07T18:51:54.000Z",
    "name" : "Top Opportunities",
    "objectType" : "Opportunity",
    "sortOrder" : 2,
    "subtitle" : "Opportunities",
    "target" : "00BR0000000tTTwMAM",
    "targetType" : "ListView"
  }, {
    "accessCount" : 1,
    "iconColor" : "f6707b",
    "iconUrl" : "https://.../img/icon/t4v35/custom/custom84_120.png",
    "id" : "0MVR000000004D5OAI",
    "lastAccessDate" : "2017-08-11T17:24:01.000Z",
    "name" : "Trend Board",
    "objectType" : "TabDefinition",
    "sortOrder" : 3,
    "subtitle" : "Tab",
    "target" : "Trend_Board",
    "targetType" : "Tab"
  } ]
}

```



In this single request, we deleted our contact John Doe, moved Leads to Follow Up to the top of the list, and we renamed My Best Opportunities to Top Opportunities.

SEE ALSO:

[Favorites](#)

## Work with List Views

---

Use the List View resources to get record data and metadata about list views displayed in the Salesforce UI.

### Get Record Data for a List View Using GET

You can get record data for a list view using a GET request and URL parameters to modify the results.

As an example, let's say we have a list view named All Accounts with a list view ID of 00BR0000000Wc0rMAC. To get information about all the records on this list view, make this request.

```
GET /services/data/v63.0/ui-api/list-records/00BR0000000Wc0rMAC
```

You can also use the object API name and list view API name of the list view to make the same request.

```
GET /services/data/v63.0/ui-api/list-records/Account/AllAccounts
```

To get record data for the most recently used (MRU) list view for accounts, use the special `__Recent` list view API name.

```
GET /services/data/v63.0/ui-api/list-records/Account/__Recent
```

### Modify the GET List View Results with URL Parameters.

Modify the list view results using these URL parameters.

- `fields`—Additional fields queried for the records returned, for display purposes. If a field is specified and the user doesn't have access to it, an error occurs.
- `optionalFields`—Additional fields queried for the records returned, for display purposes. If a field is specified and the user doesn't have access to it, no error occurs.
- `pageSize`—The number of list records viewed at one time.
- `pageToken`—A token that represents the page offset.
- `searchTerm`—A search term to filter the results.
- `sortBy`—The API names of the fields the list view is sorted by.
- `where`—A where string, using GraphQL syntax, to filter the results.

For example, to sort records by the date they were created, set the `sortBy` parameter to `CreatedDate`.

```
GET /services/data/v63.0/ui-api/list-records/00BR0000000Wc0rMAC?sortBy=CreatedDate
```



**Note:** Depending on the list view object, some extra fields that were not requested in the `fields` or `optionalFields` parameters can be returned. For example, if person accounts are enabled for the org, a request to get list view records can return the `isPersonAccount` field, among others.

### Get Record Data for a List View Using POST

You can also get record data for a list view using a POST request and a request body to modify the results.

This example uses a request body to query a list view named All Accounts.

```
POST /services/data/v63.0/ui-api/list-records/Account/AllAccounts
```

```
{
  "fields": ["Name", "Type", "AnnualRevenue", "CreatedDate"],
  "pageSize" : 10,
  "sortBy": ["CreatedDate"],
  "searchTerm" : "United",
  "where": "{AnnualRevenue: { gt: 1000000}}"
```

This example uses the special `__Recent` list view API name to get the record data for the most recently used (MRU) list view for accounts.

```
POST /services/data/v63.0/ui-api/list-records/Account/__Recent
```

### Get Metadata for a List View

You can get metadata for a list view using a GET request.

As an example, let's say we have a list view named All Accounts with a list view ID of `00BR0000000Wc0rMAC`. To get information about the metadata for this list view, make this request:

```
GET /services/data/v63.0/ui-api/list-info/00BR0000000Wc0rMAC
```

You can also use the object API name and list view API name of the list view to make the same request:

```
GET /services/data/v63.0/ui-api/list-info/Account/AllAccounts
```

To get the most recently used (MRU) list view metadata for accounts, use the special `__Recent` list view API name.

```
GET /services/data/v63.0/ui-api/list-info/Account/__Recent
```

To get the search layout list view metadata for accounts, use the special `__SearchResult` list view API name.

```
GET /services/data/v63.0/ui-api/list-info/Account/__SearchResult
```

SEE ALSO:

[Lists](#)

## Manage Apps

An app is a collection of items that work together to serve a particular function. Salesforce apps come in two flavors: Classic apps and Lightning apps. Classic apps are created and managed in Salesforce Classic. Lightning apps are created and managed in Lightning Experience. Admins customize both types of apps to match the way users work.

Classic apps are a collection of standard and custom tabs, including most standard objects, custom objects, Visualforce tabs, Lightning component tabs, Canvas apps via Visualforce tabs, and web tabs. In Salesforce Classic, users use tabs to access objects, like accounts and leads. Tabs also serve up other features, such as the Home page or Chatter.

Lightning apps are a collection of items that include everything from the Classic apps list, plus Lightning page tabs, and utilities like Sales Dialer. In Lightning apps, admins customize the app's logo and enhance branding by customizing the color of the navigation bar.

Navigation in Lightning Experience is similar to navigation in Salesforce Classic, but with some improvements. In Lightning Experience, users can complete actions and access recent records and lists directly from the navigation bar. Users can also switch between apps that have custom colors and branding.

Users can also personalize which items appear in their navigation bar in Lightning Experience or tabs in Salesforce Classic. Although users can't completely override the navigation created by admins, they can add and reorder items or tabs from their view. In addition, in Lightning Experience, users can add Favorite items directly to their navigation bar.

Using these App resources, you can get a list of apps, items from an app, and the presentation data for a user's navigation.

To return metadata for a list of all apps for the current user, use this [resource](#).

```
GET /ui-api/apps
```

To return metadata about a specific app, use this [resource](#).

```
GET /ui-api/apps/${appId}
```

To return metadata about a specific app, and save the app as the last accessed app for the user, use this [resource](#).

```
PATCH /ui-api/apps/${appId}
```

To return metadata about the app the current user last selected, or sees by default, use this [resource](#).

```
GET /ui-api/apps/selected
```

To return metadata about a user's personalized navigation, use this [resource](#).

```
GET /ui-api/apps/${appId}/user-nav-items
```

To return metadata for a list of all navigation tabs for the current user, use this [resource](#) on page 141.

```
GET /ui-api/nav-items
```

## CHAPTER 3 User Interface API Resources

This chapter contains User Interface API resources (also called *endpoints*).

### Records

Use these resources to get metadata and data about objects and records. These resources make it easy to build Salesforce UI.

### Actions

Use these resources to get data and metadata about actions displayed in the Salesforce UI. Examples include standard and custom buttons, quick actions, and productivity actions.

### Favorites

Use these resources to create and update a single favorite or a collection of favorites, and to get favorites usage information. These resources make it easy to build UI for favorites.

### Lists

Use these resources to get data and metadata about list views and related lists displayed in the Salesforce UI.

### Apps

Use these resources to get data and metadata for apps displayed in the Salesforce UI.

### Get Active Theme

Get a Salesforce org's active theme. A theme uses colors, images, and banners to change the overall appearance of Salesforce. Administrators can define themes and switch themes to provide a different look. The User Interface API response matches the Admin's selection.

## Records

---

Use these resources to get metadata and data about objects and records. These resources make it easy to build Salesforce UI.

### Get Record Data and Object Metadata

Get layout information, metadata, and data to build UI for a single record or for a collection of records.

### Get Record Layout Metadata

Get metadata about page layouts for the specified object type.

### Get a Directory of Supported Objects

Get a directory of objects that are [supported](#) by User Interface API and accessible to the context user. The directory includes a `/ui-api/object-info/{objectApiName}` resource for each supported object.

### Get Object Metadata

Get metadata about a specific object. The response includes metadata describing fields, child relationships, record type, and theme.

### [Get a Batch of Object Metadata](#)

Get metadata about specific objects. The response includes a batch of metadata describing fields, child relationships, record type, and theme.

### [Get Values for a Picklist Field](#)

If a field's `dataType` property is equal to `Picklist` or `MultiPicklist`, use this resource to get its values.

### [Get Values for All Picklist Fields of a Record Type](#)

Use this resource to get the values for all the picklist fields of a specific record type. This resource is especially useful for getting dependent picklist values. For example, if an object has a tree of dependent picklists (Continents\_\_c, Countries\_\_c, Cities\_\_c), use this resource to get all the values for each picklist in one request.

### [Get Child Records](#)

Get child records for a specified record and child relationship name. Relationships are connections between records. On a record detail page, each record in a related list has a child relationship to the parent record.

### [Get a Record](#)

Get a record's data.

### [Get a Batch of Records](#)

Get data for a batch of records.

### [Create or Clone a Record](#)

Create or clone a record.

### [Create a Batch of Records](#)

Create multiple records. You can create, update, and delete up to 200 records in a single request.

### [Get Default Values to Clone a Record](#)

Get the default layout information, object information, and data for cloning a record. After getting the default values, make a request to `POST /ui-api/records` to create the record.

### [Get Default Values to Clone a Record—Lightweight](#)

Get the default values for fields for cloning a record. You must specify the fields you want returned. This resource doesn't use or return layout information. After getting the default values, make a request to `POST /ui-api/records` to create the record.

### [Get Default Values to Create a Record](#)

Get the default values for fields for a new record of a specified object and optional record type. After getting the default values, make a request to `POST /ui-api/records` to create the record.

### [Get Default Values to Create a Record—Lightweight](#)

Get the default values for fields for a new record of a specified object and optional record type. You must specify the fields you want returned. This resource doesn't use or return layout information. After getting the default values, make a request to `POST /ui-api/records` to create the record.

### [Update a Record](#)

Update a record's data.

### [Update a Batch of Records](#)

Update multiple records. You can create, update, and delete up to 200 records in a single request.

### [Delete a Record](#)

Delete a record.

### [Delete a Batch of Records](#)

Delete multiple records. You can create, update, and delete up to 200 records in a single request.

[Get Lookup Field Suggestions With POST](#)

When a user edits a lookup field, use this resource to search for and display suggestions. You can search for most recently used matches, for matching names, or for any match in a searchable field. You must specify dependent lookup field values used by lookup filters in the `sourceRecord` request body parameter.

[Check for Duplicate Records](#)

Before updating or creating a record, you can check whether a duplicate record exists. Use the response to learn whether to block or allow the action, and whether to warn the user.

[Get Duplicate Management Configuration for a Specified Object](#)

Learn whether duplicate management is configured for the specified object. If duplicate management is configured, learn about the object's duplicate rules and matching rules. Use the information in the response to know when to check for duplicate records.

[Upload a File](#)

Upload a file such as a document or image.

[Upload a New File Version](#)

Upload a new document or image version.

## Get Record Data and Object Metadata

Get layout information, metadata, and data to build UI for a single record or for a collection of records.

The response contains layout information for whichever layout types are specified in the `layoutTypes` parameter.

It contains data for the records specified in the `recordIds` parameter.

The response contains object metadata for the object types of the records specified in the `recordIds` parameter, and for any nested objects. For example, a request to `/ui-api/record-ui/001RM000003RsOHYA0`, which is an Account, returns object metadata for Account and User, because the `OwnerId` field on the Account object contains a reference to the User object.

### Resource

```
/ui-api/record-ui/{recordIds}
```

`recordIds`—A comma-delimited list of custom object records and [supported object](#) records.

### Available Version

41.0

### HTTP Method

GET

### Example

The response for this request includes layout information, metadata, and record data. The record data includes child relationship data for Contacts and Opportunities.

```
GET
/ui-api/record-ui/001R0000003I6CoIAK?childRelationships=Account.Contacts,Account.Opportunities
```

### Request Parameters

Parameter Name	Type	Description	Required or Optional	Available Version
<code>childRelationships</code>	String[]	A collection of child relationship names. The records with those child relationship names are included in the response.	Optional	41.0

Parameter Name	Type	Description	Required or Optional	Available Version
		<p>Specify names in the format <b><code>ObjectApiName.ChildRelationshipName</code></b> or <b><code>ObjectApiName.ChildRelationshipName.FieldApiName</code></b></p> <p>For example, to specify the Contacts relationship on an Account, use <code>Account.Contacts</code>. You can get child relationships one level deep.</p> <p>To get a relationship name, look in the <a href="#">Object Info</a> response body.</p>		
<code>formFactor</code>	String	<p>The layout display size for the record. One of these values:</p> <ul style="list-style-type: none"> <li>• <code>Large</code>—(Default) Use this value to get a layout for desktop display size.</li> <li>• <code>Medium</code>—Use this value to get a layout for tablet display size.</li> <li>• <code>Small</code>—Use this value to get a layout for phone display size.</li> </ul>	Optional	41.0
<code>layoutTypes</code>	String[]	<p>The layout type for the record. A collection of any of these values:</p> <ul style="list-style-type: none"> <li>• <code>Compact</code>—Use this value to get a layout that contains a record's key fields.</li> <li>• <code>Full</code>—(Default) Use this value to get a full layout.</li> </ul>	Optional	41.0
<code>modes</code>	String[]	<p>The access mode for the record. This value determines which fields to get from a layout. Layouts have different fields for create, edit, and view modes. For example, formula fields are rendered in view mode, but not in create mode because they're calculated at run time, like formulas in a spreadsheet. A collection of any of these values:</p> <ul style="list-style-type: none"> <li>• <code>Create</code>—Use this mode if you intend to build UI that lets a user create a record. This mode is used by the <code>/ui-api/record-defaults/create/{apiName}</code> resource.</li> </ul>	Optional	41.0

Parameter Name	Type	Description	Required or Optional	Available Version
		<ul style="list-style-type: none"> <li><b>Edit</b>—Use this mode if you intend to build UI that lets a user edit a record. This mode is used by the <code>/ui-api/record-defaults/clone/{recordId}</code> resource.</li> <li><b>View</b>—(Default) Use this mode to build UI that displays a record.</li> </ul>		
<code>optionalFields</code>	<code>String[]</code>	<p>A collection of optional field names. If a field is accessible to the context user, it's included in the response. If a field isn't accessible to the context user, it isn't included in the response, but it doesn't cause an error.</p> <p>Specify names in the format <b><code>ObjectName.FieldName</code></b>. You can get any field that has a named relationship to this record. There's no limit to the number of fields you can specify.</p>	Optional	41.0
<code>pageSize</code>	<code>Integer</code>	The maximum number of child records to return on a page.	Optional	41.0
<code>updateMru</code>	<code>Boolean</code>	To add to the most recently used (MRU) list view, set to <code>true</code> . The default value is <code>false</code> .	Optional	47.0

**Response Body**[Record UI](#)

## SEE ALSO:

[User Interface API Quick Start](#)[Object Info](#)[Get Child Records](#)

## Get Record Layout Metadata

Get metadata about page layouts for the specified object type.

**Resource**`/ui-api/layout/{objectApiName}``objectApiName`—A [supported](#) object.



**Available Version**

41.0

**HTTP Method**

GET

**Request Parameters**

Parameter Name	Type	Description	Required or Optional	Available Version
formFactor	String	<p>The layout display size for the record. One of these values:</p> <ul style="list-style-type: none"> <li>• <b>Large</b>—(Default) Use this value to get a layout for desktop display size.</li> <li>• <b>Medium</b>—Use this value to get a layout for tablet display size.</li> <li>• <b>Small</b>—Use this value to get a layout for phone display size.</li> </ul>	Optional	41.0
layoutType	String	<p>The layout type for the record. One of these values:</p> <ul style="list-style-type: none"> <li>• <b>Compact</b>—Use this value to get a layout that contains a record's key fields.</li> <li>• <b>Full</b>—(Default) Use this value to get a full layout.</li> </ul>	Optional	41.0
mode	String	<p>The access mode for the record. This value determines which fields to get from a layout. Layouts have different fields for create, edit, and view modes. For example, formula fields are rendered in view mode, but not in create mode because they're calculated at run time, like formulas in a spreadsheet. One of these values:</p> <ul style="list-style-type: none"> <li>• <b>Create</b>—Use this mode if you intend to build UI that lets a user create a record. This mode is used by the <code>/ui-api/record-defaults/create/{apiName}</code> resource.</li> <li>• <b>Edit</b>—Use this mode if you intend to build UI that lets a user edit a record. This mode is used by the <code>/ui-api/record-defaults/edit/{recordId}</code> resource.</li> </ul>	Optional	41.0

Parameter Name	Type	Description	Required or Optional	Available Version
		<ul style="list-style-type: none"> <li><b>view</b>—(Default) Use this mode to build UI that displays a record.</li> </ul>		
<code>recordTypeId</code>	<code>Id</code>	The ID of the record type (RecordType object) for the new record. If not provided, the default record type is used.	Optional	41.0

**Response Body**[Record Layout](#)

SEE ALSO:

[User Interface API Quick Start](#)

## Get a Directory of Supported Objects

Get a directory of objects that are [supported](#) by User Interface API and accessible to the context user. The directory includes a `/ui-api/object-info/{objectApiName}` resource for each supported object.

**Resource**`/ui-api/object-info/`**Available Version**

42.0

**HTTP Method**

GET

**Response Body**[Object Info Directory](#)

SEE ALSO:

[Get Object Metadata](#)

## Get Object Metadata

Get metadata about a specific object. The response includes metadata describing fields, child relationships, record type, and theme.

**Resource**`/ui-api/object-info/{objectApiName}``objectApiName`—A [supported](#) object.**Available Version**

41.0

**HTTP Method**

GET

**Response Body**[Object Info](#)

SEE ALSO:

[User Interface API Quick Start](#)[Get a Directory of Supported Objects](#)

## Get a Batch of Object Metadata

Get metadata about specific objects. The response includes a batch of metadata describing fields, child relationships, record type, and theme.

**Resource**

```
/ui-api/object-info/batch/{objectApiNames}
```

`objectApiNames`—A comma-delimited list of [supported](#) objects.

**Available Version**

49.0

**HTTP Method**

GET

**Response Body**[Simplified Batch Results](#)

## Get Values for a Picklist Field

If a field's `dataType` property is equal to `Picklist` or `MultiPicklist`, use this resource to get its values.

**Resource**

```
/ui-api/object-info/{objectApiName}/picklist-values/{recordTypeId}/{fieldApiName}
```

- `objectApiName`—The API name of a [supported](#) object.
- `recordTypeId`—The ID of the record type.
- `fieldApiName`—The API name of the picklist field on the object.

**Available Version**

41.0

**HTTP Method**

GET

**Response Body**[Picklist Values](#)

## SEE ALSO:

[Build UI for Picklists](#)[Get Values for All Picklist Fields of a Record Type](#)[Get Record Data and Object Metadata](#)[Get Object Metadata](#)[User Interface API Quick Start](#)

## Get Values for All Picklist Fields of a Record Type

Use this resource to get the values for all the picklist fields of a specific record type. This resource is especially useful for getting dependent picklist values. For example, if an object has a tree of dependent picklists (Continents\_\_c, Countries\_\_c, Cities\_\_c), use this resource to get all the values for each picklist in one request.

**Resource**

```
/ui-api/object-info/{objectApiName}/picklist-values/{recordTypeId}
```

- `objectApiName`—The API name of a [supported](#) object.
- `recordTypeId`—The ID of the record type.

**Available Version**

42.0

**HTTP Method**

GET

**Response Body**[Picklist Values Collection](#)

**Note:** Turn on source tracking in your sandboxes in order for the picklist values to appear correctly upon the UI API request. You can also use the Metadata API request with object and field inputs to fetch the picklist values of a record type.

## SEE ALSO:

[Build UI for Picklists](#)[Get Values for a Picklist Field](#)

## Get Child Records

Get child records for a specified record and child relationship name. Relationships are connections between records. On a record detail page, each record in a related list has a child relationship to the parent record.

**Resource**

```
/ui-api/records/${recordId}/child-relationships/${relationshipName}
```

`recordId`—The ID of the record for which you want to get child relationships.

`relationshipName`—The name of the child relationship. This value is returned in the [Object Info](#) response body and is usually the plural form of the object name.

**Available Version**

41.0

**HTTP Method**

GET

**Example**

This example returns all the Contacts related to the Account record 001R0000003I6CoIAK.

```
/ui-api/records/001R0000003I6CoIAK/child-relationships/Contacts
```

The response is paginated. Use the `pageSize` parameter to specify the number of records per page. The default is 5.

```
{
  "count" : 5,
  "currentPageUrl" :

"/services/data/v41.0/ui-api/records/001R0000003I6CoIAK/child-relationships/Contacts?page=1&pageSize=5",

  "nextPageUrl" :

"/services/data/v41.0/ui-api/records/001R0000003I6CoIAK/child-relationships/Contacts?page=2&pageSize=5",

  "previousPageUrl" : null,
  "records" : [ {
    "apiName" : "Contact",
    "childRelationships" : { },
    "fields" : {
      "AccountId" : {
        "displayValue" : null,
        "value" : "001R0000003I6CoIAK"
      },
      "Id" : {
        "displayValue" : null,
        "value" : "003R0000007qXwQIAU"
      },
      "Name" : {
        "displayValue" : null,
        "value" : "John Smith"
      }
    }
  },
  {
    "id" : "003R0000007qXwQIAU",
    "recordTypeId" : "0120000000000000000",
    "recordTypeInfo" : null
  },
  ...
}
```

## Request Parameters

Parameter Name	Type	Description	Required or Optional	Available Version
fields	String[]	<p>Specifies the fields to return. If this property is specified, the response is a union of <code>fields</code> and <code>optionalFields</code>.</p> <p>If the context user doesn't have access to a field, or if the field doesn't exist, an error is returned.</p> <p>If you're not sure whether the context user has access to a field and you don't want the request to fail if they don't, use the <code>optionalFields</code> parameter.</p> <p>Specify names in the format <b><code>ObjectApiName.FieldName</code></b>. You can get any field that has a named relationship to this record. There's no limit to the number of fields you can specify.</p>	Optional	41.0
optionalFields	String[]	<p>A collection of optional field names. If a field is accessible to the context user, it's included in the response. If a field isn't accessible to the context user, it isn't included in the response, but it doesn't cause an error.</p> <p>Specify names in the format <b><code>ObjectApiName.FieldName</code></b>. You can get any field that has a named relationship to this record. There's no limit to the number of fields you can specify.</p>	Optional	41.0
page	Int	<p>The page offset from which to begin returning records. The default value is 0, which returns records from the first page. For example, for <code>page=2</code> and <code>pageSize=10</code>, the first record returned is the 21st record in the list.</p>	Optional	41.0
pageSize	Int	<p>The maximum number of child records to return on a page. The default value is 5.</p>	Optional	41.0
pageToken	String	<p>A token that represents the page offset.</p>	Optional	44.0

**Response Body**  
[Record Collection](#)

SEE ALSO:  
[Get Child Records](#)

# Get a Record

Get a record's data.

```
GET /ui-api/records/{recordId}
```

recordId—A custom object record or a [supported object](#) record.


**Available Version**  
41.0

**Example for GET**  
This example gets the data for fields in the compact layout for an opportunity record with ID 006R0000001rboIIAQ. The response includes OpportunityCompetitors and Partners child records.

```
GET /ui-api/records/006R0000001rboIIAQ?layoutTypes=Compact&childRelationships=Opportunity.OpportunityCompetitors,Opportunity.Partners
```

## Request Parameters

Parameter Name	Type	Description	Required or Optional	Available Version
childRelationships	String[]	A collection of child relationship names. The records with those child relationship names are included in the response. Specify names in the format <b>ObjectApiName.ChildRelationshipName</b> or <b>ObjectApiName.ChildRelationshipName.FieldApiName</b> For example, to specify the Contacts relationship on an Account, use <code>Account.Contacts</code> . You can get child relationships one level deep. To get a relationship name, look in the <a href="#">Object Info</a> response body.	Optional	41.0
includeFieldsInBody	Boolean	Specifies whether to return a field that's defined in the request body but not in the layout. The default value is <code>false</code> . When set to <code>true</code> , fields that are not in the layout are also included in the response body.	Optional	59.0

Parameter Name	Type	Description	Required or Optional	Available Version
<code>fields</code>	<code>String[]</code>	<p>Specifies the fields to return. If this property is specified, the response is a union of <code>fields</code> and <code>optionalFields</code>.</p> <p>If the context user doesn't have access to a field, or if the field doesn't exist, an error is returned.</p> <p>If you're not sure whether the context user has access to a field and you don't want the request to fail if they don't, use the <code>optionalFields</code> parameter.</p> <p>Specify names in the format <b><code>ObjectApiName.FieldName</code></b>. You can get any field that has a named relationship to this record. There's no limit to the number of fields you can specify.</p> <p>Child relationship records don't have layouts. To get more fields for these records, specify them in the <code>fields</code> parameter.</p> <p>To return a field whose type is <code>base64</code>, specify the field in the <code>optionalFields</code> parameter.</p> <p> <b>Note:</b> Polymorphic fields aren't supported. Including a polymorphic field in <code>fields</code> can result in an invalid field error.</p>	<p>In API versions 45.0 and later, either <code>fields</code>, <code>optionalFields</code>, or <code>layoutTypes</code> is required.</p> <p>In earlier API versions, either <code>fields</code> or <code>layoutTypes</code> is required.</p> <p>In all API versions, to specify both <code>fields</code> and <code>layoutTypes</code>, you must specify <code>childRelationships</code>.</p>	41.0
<code>layoutTypes</code>	<code>String[]</code>	<p>Specifies the fields to return. If this property is specified, the response is a union of <code>layoutTypes</code>, <code>modes</code>, and <code>optionalFields</code>.</p> <p>A collection containing any of these values:</p> <ul style="list-style-type: none"> <li>• <b>Compact</b>—Use this value to get a layout that contains a record's key fields.</li> <li>• <b>Full</b>—(Default) Use this value to get a full layout.</li> </ul>	<p>In API versions 45.0 and later, either <code>fields</code>, <code>optionalFields</code>, or <code>layoutTypes</code> is required.</p> <p>In earlier API versions, either <code>fields</code> or <code>layoutTypes</code> is required.</p> <p>In all API versions, to specify both <code>fields</code> and <code>layoutTypes</code>,</p>	41.0



Parameter Name	Type	Description	Required or Optional	Available Version
			you must specify <code>childRelationships</code>	
<code>modes</code>	<code>String[]</code>	<p>The access mode for the record. This value determines which fields to get from a layout. Layouts have different fields for create, edit, and view modes. For example, formula fields are rendered in view mode, but not in create mode because they're calculated at run time, like formulas in a spreadsheet. A collection containing any of these values:</p> <ul style="list-style-type: none"> <li>• <b>Create</b>—Use this mode if you intend to build UI that lets a user create a record. This mode is used by the <code>/ui-api/record-defaults/create/{apiName}</code> resource.</li> <li>• <b>Edit</b>—Use this mode if you intend to build UI that lets a user edit a record. This mode is used by the <code>/ui-api/record-defaults/edit/{recordId}</code> resource.</li> <li>• <b>View</b>—(Default) Use this mode to build UI that displays a record.</li> </ul>	Optional if <code>layoutTypes</code> is specified. If <code>layoutTypes</code> is not specified, this parameter is ignored.	41.0
<code>optionalFields</code>	<code>String[]</code>	<p>A collection of optional field names. If a field is accessible to the context user, it's included in the response. If a field isn't accessible to the context user, it isn't included in the response, but it doesn't cause an error.</p> <p>Specify names in the format <b><code>ObjectName.FieldName</code></b>. You can get any field that has a named relationship to this record. There's no limit to the number of fields you can specify.</p> <p>To return a field whose type is <code>base64</code>, specify the field in the <code>optionalFields</code> parameter.</p>	<p>In API versions 45.0 and later, either <code>fields</code>, <code>optionalFields</code>, or <code>layoutTypes</code> is required.</p> <p>In earlier API versions, <code>optionalFields</code> is optional.</p>	41.0
<code>pageSize</code>	<code>Integer</code>	The maximum number of child records to return on a page.	Optional	41.0

Parameter Name	Type	Description	Required or Optional	Available Version
updateMru	Boolean	To add to the most recently used (MRU) list view, set to <code>true</code> . The default value is <code>false</code> .	Optional	47.0

**Response Body**[Record](#)

## SEE ALSO:

[Get Child Records](#)

## Get a Batch of Records

Get data for a batch of records.

**Resource**

```
GET /ui-api/records/batch/{recordIds}
```

`recordIds`—A comma-delimited list of custom object and [supported object](#) records.

**Available Version**

41.0


**Example for GET**

This example gets the `Account.Name` field and `Account.Contacts` child records for two accounts.

```
GET /ui-api/records/batch/001R00000003I6CeIAK,001R00000003I6CgIAK?
fields=Account.Name&childRelationships=Account.Contacts
```

**Request Parameters**

Parameter Name	Type	Description	Required or Optional	Available Version
childRelationships	String[]	<p>A collection of child relationship names. The records with those child relationship names are included in the response. Specify names in the format <b><code>ObjectApiName.ChildRelationshipName</code></b> or <b><code>ObjectApiName.ChildRelationshipName.FieldApiName</code></b>. For example, to specify the <code>Contacts</code> relationship on an <code>Account</code>, use <code>Account.Contacts</code>. You can get child relationships one level deep. To get a relationship name, look in the <a href="#">Object Info</a> response body.</p>	Optional	41.0

Parameter Name	Type	Description	Required or Optional	Available Version
<code>includeFieldsInBody</code>	Boolean	Specifies whether to return a field that's defined in the request body but not in the layout. The default value is <code>false</code> . When set to <code>true</code> , fields that are not in the layout are also included in the response body.	Optional	59.0
<code>fields</code>	String[]	<p>Specifies the fields to return. If this property is specified, the response is a union of <code>fields</code> and <code>optionalFields</code>.</p> <p>If the context user doesn't have access to a field, or if the field doesn't exist, an error is returned.</p> <p>If you're not sure whether the context user has access to a field and you don't want the request to fail if they don't, use the <code>optionalFields</code> parameter.</p> <p>Specify names in the format <b><code>ObjectApiName.FieldName</code></b>. You can get any field that has a named relationship to this record. There's no limit to the number of fields you can specify.</p> <p>Child relationship records don't have layouts. To get more fields for these records, specify them in the <code>fields</code> parameter.</p> <p>To return a field whose type is <code>base64</code>, specify the field in the <code>optionalFields</code> parameter.</p> <p> <b>Note:</b> Polymorphic fields aren't supported. Including a polymorphic field in <code>fields</code> can result in an invalid field error.</p>	<p>In API versions 45.0 and later, either <code>fields</code>, <code>optionalFields</code>, or <code>layoutTypes</code> is required.</p> <p>In earlier API versions, either <code>fields</code> or <code>layoutTypes</code> is required.</p> <p>In all API versions, to specify both <code>fields</code> and <code>layoutTypes</code>, you must specify <code>childRelationships</code></p>	41.0
<code>layoutTypes</code>	String[]	<p>Specifies the fields to return. If this property is specified, the response is a union of <code>layoutTypes</code>, <code>modes</code>, and <code>optionalFields</code>.</p> <p>A collection containing any of these values:</p> <ul style="list-style-type: none"> <li>• <b>Compact</b>—Use this value to get a layout that contains a record's key fields.</li> </ul>	<p>In API versions 45.0 and later, either <code>fields</code>, <code>optionalFields</code>, or <code>layoutTypes</code> is required.</p> <p>In earlier API versions, either <code>fields</code> or</p>	41.0

Parameter Name	Type	Description	Required or Optional	Available Version
		<ul style="list-style-type: none"> <li><b>Full</b>—(Default) Use this value to get a full layout.</li> </ul>	<p>layoutTypes is required.</p> <p>In all API versions, to specify both fields and layoutTypes, you must specify childRelationships</p>	
modes	String[]	<p>The access mode for the record. This value determines which fields to get from a layout. Layouts have different fields for create, edit, and view modes. For example, formula fields are rendered in view mode, but not in create mode because they're calculated at run time, like formulas in a spreadsheet. A collection containing any of these values:</p> <ul style="list-style-type: none"> <li><b>Create</b>—Use this mode if you intend to build UI that lets a user create a record. This mode is used by the <code>/ui-api/record-defaults/create/{apiName}</code> resource.</li> <li><b>Edit</b>—Use this mode if you intend to build UI that lets a user edit a record. This mode is used by the <code>/ui-api/record-defaults/edit/{recordId}</code> resource.</li> <li><b>View</b>—(Default) Use this mode to build UI that displays a record.</li> </ul>	Optional if layoutTypes is specified. If layoutTypes is not specified, this parameter is ignored.	41.0
optionalFields	String[]	<p>A collection of optional field names. If a field is accessible to the context user, it's included in the response. If a field isn't accessible to the context user, it isn't included in the response, but it doesn't cause an error.</p> <p>Specify names in the format <b>ObjectName.FieldName</b>. You can get any field that has a named relationship to this record. There's no limit to the number of fields you can specify.</p>	<p>In API versions 45.0 and later, either fields, optionalFields, or layoutTypes is required.</p> <p>In earlier API versions, optionalFields is optional.</p>	41.0

Parameter Name	Type	Description	Required or Optional	Available Version
		To return a field whose type is <code>base64</code> , specify the field in the <code>optionalFields</code> parameter.		
<code>pageSize</code>	Integer	The maximum number of child records to return on a page.	Optional	41.0
<code>updateMru</code>	Boolean	To add to the most recently used (MRU) list view, set to <code>true</code> . The default value is <code>false</code> .	Optional	47.0

**Response Body**[Batch Results](#)

## SEE ALSO:

[Get Default Values to Clone a Record](#)  
[Get Default Values to Create a Record](#)  
[Get Child Records](#)  
[User Interface API Quick Start](#)  
[Batch Results](#)

## Create or Clone a Record

Create or clone a record.

### Usage

To create or clone a record, pass a [Record Input](#) on page 173 request body to the `POST /ui-api/records` resource. To create the request body, you must know the fields, required fields, and default values for that object.

To find the required fields, fields, and default values, make a request to one of these resources.

- [Get Default Values to Create a Record](#) on page 59
- [Get Default Values to Create a Record—Lightweight](#) on page 60
- [Get Default Values to Clone a Record](#) on page 56
- [Get Default Values to Clone a Record—Lightweight](#) on page 58

The response from these resources includes [Object Info](#) on page 196, including all fields and a `required` property for each field.

To find the values for lookup fields, picklist fields, and multi-select picklist fields, use these resources.

- [Get Lookup Field Suggestions for a Specified Object](#) on page 340
- [Get Lookup Field Suggestions](#) on page 336
- [Get Values for a Picklist Field](#) on page 41
- [Get Values for All Picklist Fields of a Record Type](#) on page 42

As of API version 43.0, if you pass read-only fields in a request body, the response is an [Error with Output](#).



**Note:** ProductMedia records can't be created with this resource. Use the [ProductMedia object API](#) instead.

### Resource

```
/ui-api/records
```

### Available Version

41.0

### HTTP Method

POST

### Example

```
POST /ui-api/records
```

```
{
  "apiName": "Account",
  "fields": {
    "Name": "Universal Containers"
  }
}
```

To provide an address, provide the individual fields as separate inputs. The compound field is only available in the response.

```
{
  "apiName": "Account",
  "fields" : {
    "Name": "Local Boxes",
    "BillingState": "WA",
    "BillingStreet" : "123 Main Street",
    "BillingCountry" : "USA"
  }
}
```

### Request Parameters

Parameter Name	Type	Description	Required or Optional	Available Version
<code>allowSaveOnDuplicate</code>	Boolean	Specifies whether to save a duplicate record. The default value is <code>false</code> .	Optional	43.0
<code>handleOwnerChange</code>	Boolean	Specifies whether to return a 204 No Content HTTP status code if the context user loses access to the record during creation. The default value is <code>false</code> . When <code>false</code> , if the context user loses access to the record during creation, creation completes successfully, however the resource returns an incorrect 404 Not Found HTTP status code.	Optional	60.0
<code>triggerOtherEmail</code>	Boolean	For a Case, specifies whether to send email to users outside the organization. In the	Optional	51.0

Parameter Name	Type	Description	Required or Optional	Available Version
		<p>Salesforce user interface, this email can be automatically triggered by creating, editing, or deleting a contact for a Case.</p> <p>The default value is <code>false</code>.</p> <p>See <a href="#">EmailHeader</a> in <i>SOAP API Developer Guide</i>.</p>		
<code>triggerUserEmail</code>	Boolean	<p>For a Case or a Lead, specifies whether to send email to users in the organization. In the Salesforce user interface, this email can be automatically triggered by various events: resetting a password, creating a user, changing the Case owner, or adding comments to a Case.</p> <p>For Case owner changes, also set <code>useDefaultRule=true</code>, or no email is sent.</p> <p>The default value is <code>false</code>.</p> <p>See <a href="#">EmailHeader</a> in <i>SOAP API Developer Guide</i>.</p>	Optional	51.0
<code>useDefaultRule</code>	Boolean	<p>For a Case or Lead, specifies whether to use the default (<code>active</code>) assignment rule. If you specify <code>useDefaultRule</code>, don't specify an <code>assignmentRuleId</code>.</p> <p>When you create an Account, as long as the account matches any filter for a territory, the Account is assigned to that territory regardless of how <code>useDefaultRule</code> is set.</p> <p>The default value is <code>false</code>.</p> <p>See <a href="#">AssignmentRuleHeader</a> in <i>SOAP API Developer Guide</i>.</p>	Optional	51.0

**Request Body**

Name	Type	Description	Required or Optional	Available Version
<code>allowSaveOnDuplicate</code>	Boolean	<p>Specifies whether to save a duplicate record (<code>true</code>), or not (<code>false</code>). The default value is <code>false</code>.</p>	Optional	43.0

Name	Type	Description	Required or Optional	Available Version
apiName	String	To create a record, specify the API name of an Object from which to create the record. To update a record, use <code>null</code> or don't pass this property.	Required to create a record.	41.0
fields	Map<String, Object>	<p>Map of field names to field values.</p> <p>Format data types according to these rules:</p> <ul style="list-style-type: none"> <li>• <b>Address</b>—JSON String. Addresses are compound fields and must be broken up into their constituent fields. See the previous example.</li> <li>• <b>Boolean</b>—JSON Boolean, <code>true</code> or <code>false</code></li> <li>• <b>Currency</b>—JSON Number (for example, <code>67.54</code>)</li> <li>• <b>Date</b>—JSON string (for example, <code>2020-04-20</code>)</li> <li>• <b>DateTime</b>—JSON string in ISO 8601 format (for example, <code>2012-02-18T06:40:41.000Z</code>)</li> <li>• <b>Double</b>—JSON Number</li> <li>• <b>Email</b>—JSON String (for example, <code>joe@smith.com</code>)</li> <li>• <b>EncryptedString</b>—JSON String</li> <li>• <b>Int</b>—JSON Number</li> <li>• <b>Location</b>—JSON String. Location fields are compound fields and must be broken up into their constituent fields.</li> <li>• <b>MultiPicklist</b>—JSON String (for example, <code>Dog;Cat;Fish</code>).</li> <li>• <b>Percent</b>—JSON Number</li> <li>• <b>Phone</b>—JSON String</li> <li>• <b>Picklist</b>—JSON String</li> <li>• <b>Reference</b>—JSON String</li> <li>• <b>String</b>—JSON String</li> <li>• <b>TextArea</b>—JSON String</li> <li>• <b>Time</b>—JSON String in format <code>HH:MM:SS</code></li> <li>• <b>Url</b>—JSON String</li> </ul>	Required	41.0



Name	Type	Description	Required or Optional	Available Version
		To specify the main record type, either don't specify the <code>RecordTypeId</code> field, or set it to <code>null</code> .		

**Response Body**[Record](#)

SEE ALSO:

[Upload Binary Files](#)

## Create a Batch of Records

Create multiple records. You can create, update, and delete up to 200 records in a single request.

**Resource**`/ui-api/records/batch`**Available Version**

59.0

**HTTP Method**

POST

**Example**

This example creates an account and a contact, and updates a record.

`POST /ui-api/records/batch`

```
{
  "allOrNone": false,
  "operations": [
    {
      "type": "CREATE",
      "records": [
        {
          "apiName": "Account",
          "fields": {
            "Name": "Global Media"
          }
        }
      ],
    },
    {
      "apiName": "Contact",
      "fields": {
        "LastName": "Smith"
      }
    }
  ]
},
```

```

{
  "type": "Update",
  "records": [
    {
      "fields": {
        "Id": "001xx000003Gaf9AAC",
        "NumberOfEmployees": 1000
      }
    }
  ]
}

```

### Request Body

Name	Type	Description	Required or Optional	Available Version
recordInput	<a href="#">Batch Record Input</a> on page 153	The batch of record input.	Required	59.0

### Response Body

[Batch Results](#)

### Usage

When creating a batch of records, you must include the required `apiName` field in [Batch Operation Input](#). Don't include the `Id` field. Otherwise, a 400 HTTP status code with an `INVALID_BATCH_REQUEST` error is returned.

Receiving a 400 HTTP status code with an `INVALID_INPUT` error can be caused by one of these reasons.

- The operations field is missing or empty.
- The operation type is missing.
- The operations field doesn't contain a records field or the records field is empty.

### SEE ALSO:

[Update a Batch of Records](#)

[Delete a Batch of Records](#)

## Get Default Values to Clone a Record

Get the default layout information, object information, and data for cloning a record. After getting the default values, make a request to `POST /ui-api/records` to create the record.

The response contains the default field values for a record cloned from the record specified in `{ recordId }`, optionally of the specified `recordTypeId`.


It also contains the corresponding layout information for edit mode. In the Salesforce user interface, an admin with "Customize Application" permission can mark a field as required in a layout. When you're building UI, to determine which fields to mark as required in a layout for edit mode, use the `RecordLayoutItem.required` property.

The response contains object metadata for the object type of the record specified in {recordId} and for any nested objects. For example, this request clones an Account record. It returns object metadata for Account and User, because the ownerId field on the Account object contains a reference to the User object.

```
/ui-api/record-defaults/clone/001d000000AtfRIAAZ
```

Resource

```
/ui-api/record-defaults/clone/{recordId}
```

 **Note:** To get default values with a lightweight response, use the [/ui-api/record-defaults/template/clone/{recordId}](#) on page 58 resource.

Available Version

41.0

HTTP Method

GET

Request Parameters

Parameter Name	Type	Description	Required or Optional	Available Version
formFactor	String	The layout display size for the record. One of these values: <ul style="list-style-type: none"><li>• <b>Large</b>—(Default) Use this value to get a layout for desktop display size.</li><li>• <b>Medium</b>—Use this value to get a layout for tablet display size.</li><li>• <b>Small</b>—Use this value to get a layout for phone display size.</li></ul>	Optional	41.0
optionalFields	String[]	A collection of optional field names. If a field is accessible to the context user, it's included in the response. If a field isn't accessible to the context user, it isn't included in the response, but it doesn't cause an error.  Specify names in the format <b>ObjectApiName.FieldName</b> . You can get any field that has a named relationship to this record. There's no limit to the number of fields you can specify.	Optional	41.0
recordTypeId	Id	The ID of the record type (RecordType object) for the new record. If not provided, the default record type is used.	Optional	41.0

Response Body

Record Defaults

SEE ALSO:

User Interface API Quick Start

# Get Default Values to Clone a Record—Lightweight

Get the default values for fields for cloning a record. You must specify the fields you want returned. This resource doesn't use or return layout information. After getting the default values, make a request to `POST /ui-api/records` to create the record.

The response contains the default field values for the specified fields, optionally of the specified `recordTypeId`.

The response also contains object metadata for fields specified in the request. For example, this request clones an Account record. It returns object metadata for Account and User, because the `OwnerId` field on the Account object contains a reference to the User object.

```
GET /ui-api/record-defaults/template/clone/001d000000AtfRIAAZ?optionalFields=Account.OwnerId
```

Resource

```
/ui-api/record-defaults/template/clone/{recordId}
```

 **Note:** To get default values based on a layout, use the `/ui-api/record-defaults/clone/{recordId}` resource.

Available Version

49.0

HTTP Method

GET

Request Parameters

Parameter Name	Type	Description	Required or Optional	Available Version
optionalFields	String[]	<p>A collection of optional field names. If a field is accessible to the context user, it's included in the response. If a field isn't accessible to the context user, it isn't included in the response, but it doesn't cause an error.</p> <p>Specify names in the format <b><i>ObjectApiName.FieldName</i></b>. You can get any field that has a named relationship to this record. There's no limit to the number of fields you can specify.</p> <p>If you don't pass any fields, the response includes only the ID of the cloned record in a field called <code>CloneSourceId</code>.</p>	Optional	49.0

Parameter Name	Type	Description	Required or Optional	Available Version
recordTypeId	Id	The ID of the record type (RecordType object) for the new record. If not provided, the default record type is used.	Optional	49.0

**Response Body**

[Record Defaults Template Clone](#)

## Get Default Values to Create a Record

Get the default values for fields for a new record of a specified object and optional record type. After getting the default values, make a request to `POST /ui-api/records` to create the record.

The response contains the default field values for the `Full` layout type for a new record of the object type specified in `{objectApiName}`.

It also contains the corresponding layout for create mode. In the Salesforce user interface, an admin with “Customize Application” permission can mark a field as required in a layout. When you’re building UI, to determine which fields to mark as required in a layout for create mode, use the `RecordLayoutItem.required` property.

The response contains object metadata for the object specified in `{objectApiName}` and for any nested objects. For example, this request returns object metadata for Account and User, because the `OwnerId` field on the Account object contains a reference to the User object.

```
/ui-api/record-defaults/create/Account
```

**Resource**

```
/ui-api/record-defaults/create/{objectApiName}
```

- `objectApiName`—The API name of the object type for the new record.



**Note:** To get default values with a more lightweight response, use the [/ui-api/record-defaults/template/create/{objectApiName}](#) on page 60 resource.

**Available Version**

41.0

**HTTP Method**

GET

**Request Parameters**

Parameter Name	Type	Description	Required or Optional	Available Version
formFactor	String	The layout display size for the record. One of these values: <ul style="list-style-type: none"> <li><code>Large</code>—(Default) Use this value to get a layout for desktop display size.</li> <li><code>Medium</code>—Use this value to get a layout for tablet display size.</li> </ul>	Optional	41.0

Parameter Name	Type	Description	Required or Optional	Available Version
		<ul style="list-style-type: none"> <li><code>Small</code>—Use this value to get a layout for phone display size.</li> </ul>		
<code>optionalFields</code>	<code>String[]</code>	<p>A collection of optional field names. If a field is accessible to the context user, it's included in the response. If a field isn't accessible to the context user, it isn't included in the response, but it doesn't cause an error.</p> <p>Specify names in the format <b><code>ObjectApiName.FieldName</code></b>. You can get any field that has a named relationship to this record. There's no limit to the number of fields you can specify.</p>	Optional	41.0
<code>recordTypeId</code>	<code>Id</code>	The ID of the record type ( <code>RecordType</code> object) for the new record. If not provided, the default record type is used.	Optional	41.0

**Response Body**[Record Defaults](#)

SEE ALSO:

[User Interface API Quick Start](#)

## Get Default Values to Create a Record—Lightweight

Get the default values for fields for a new record of a specified object and optional record type. You must specify the fields you want returned. This resource doesn't use or return layout information. After getting the default values, make a request to `POST /ui-api/records` to create the record.

The response contains object metadata for specified fields. For example, this request returns object metadata for Account and User, because the `OwnerId` field on the Account object contains a reference to the User object.

```
GET /ui-api/record-defaults/template/create/Account?optionalFields=Account.OwnerId
```

**Resource**

```
/ui-api/record-defaults/template/create/{objectApiName}
```



**Note:** To get default values based on a layout, use the `/ui-api/record-defaults/create/{objectApiName}` resource.

- `objectApiName`—The API name of the object type for the new record.

**Available Version**

49.0

**HTTP Method**

GET

**Request Parameters**

Parameter Name	Type	Description	Required or Optional	Available Version
optionalFields	String[]	<p>A collection of optional field names. If a field is accessible to the context user, it's included in the response. If a field isn't accessible to the context user, it isn't included in the response, but it doesn't cause an error.</p> <p>Specify names in the format <b><i>ObjectName.FieldName</i></b>. You can get any field that has a named relationship to this record. There's no limit to the number of fields you can specify.</p> <p>If you don't pass any fields, the response doesn't include any fields.</p>	Optional	49.0
recordTypeId	Id	The ID of the record type (RecordType object) for the new record. If not provided, the default record type is used.	Optional	49.0

**Response Body**[Record Defaults Template Create](#)

## Update a Record

Update a record's data.

User Interface API enforces Salesforce validation rules. If a validation rule fails, the response is an [Error with Output](#).

When you make a PATCH request to update a record, make sure that the record hasn't changed since the user started editing it. To find out whether it's safe to save a record, pass the [If-Unmodified-Since](#) HTTP header in the request.

As of API version 43.0, if you pass read-only fields in a request body, the response is an [Error with Output](#).

```
/ui-api/records/{recordId}
```

**Available Version**

41.0

**HTTP Method**

PATCH

**Example**

This example passes a request body to update the name of an Account.

```
PATCH /ui-api/records/001R0000003Gjrt
```

```
{
  "fields": {
    "Name": "Universal Containers"
  }
}
```

To provide an address, provide the individual fields as separate inputs. The compound field is only available in the response.

```
{
  "fields" : {
    "Name": "Local Boxes",
    "BillingState": "WA",
    "BillingStreet" : "123 Main Street",
    "BillingCountry" : "USA"
  }
}
```

**Request Parameters**

Parameter Name	Type	Description	Required or Optional	Available Version
<del>allowSaveOnDuplicate</del>	Boolean	Specifies whether to save a duplicate record. The default value is <code>false</code> .	Optional	43.0
<del>handleOwnerChange</del>	Boolean	Specifies whether to return a 204 No Content HTTP status code if the context user loses access to the record during the update. The default value is <code>false</code> . When <code>false</code> , if the context user loses access to the record during the update, the update completes successfully, however the resource returns an incorrect 404 Not found HTTP status code.	Optional	60.0
<del>includeFieldsInBody</del>	Boolean	Specifies whether to return a field that's defined in the request body but not in the layout. The default value is <code>false</code> . When set to <code>true</code> , fields that are not in the layout are also included in the response body.	Optional	59.0
<del>triggerOtherEmail</del>	Boolean	For a Case, specifies whether to send email to users outside the organization. In the Salesforce user interface, this email can be triggered by creating, editing, or deleting a contact for a Case.  The default value is <code>false</code> .	Optional	51.0



Parameter Name	Type	Description	Required or Optional	Available Version
		See <a href="#">EmailHeader</a> in <i>SOAP API Developer Guide</i> .		
triggerUserEmail	Boolean	<p>For a Case or a Lead, specifies whether to send email to users in the organization. In the Salesforce user interface, this email can be triggered by various events: resetting a password, creating a user, changing the Case owner, or adding comments to a Case.</p> <p>For Case owner changes, also set <code>useDefaultRule=true</code>, or no email is sent.</p> <p>The default value is <code>false</code>.</p> <p>See <a href="#">EmailHeader</a> in <i>SOAP API Developer Guide</i>.</p>	Optional	51.0
useDefaultRule	Boolean	<p>For a Case or Lead, specifies whether to use the default (<code>active</code>) assignment rule. If you specify <code>useDefaultRule</code>, don't specify an <code>assignmentRuleId</code>.</p> <p>For an Account, specifies whether to apply the default territory assignment rules.</p> <p>The default value is <code>false</code>.</p> <p>See <a href="#">AssignmentRuleHeader</a> in <i>SOAP API Developer Guide</i>.</p>	Optional	51.0

**Request Body**

Name	Type	Description	Required or Optional	Available Version
allowSaveOnDuplicate	Boolean	Specifies whether to save a duplicate record ( <code>true</code> ), or not ( <code>false</code> ). The default value is <code>false</code> .	Optional	43.0
apiName	String	To create a record, specify the API name of an Object from which to create the record. To update a record, use <code>null</code> or don't pass this property.	Required to create a record.	41.0
fields	Map<String, Object>	Map of field names to field values. Format data types according to these rules:	Required	41.0

Name	Type	Description	Required or Optional	Available Version
		<ul style="list-style-type: none"> <li>• <b>Address</b>—JSON String. Addresses are compound fields and must be broken up into their constituent fields. See the previous example.</li> <li>• <b>Boolean</b>—JSON Boolean, <code>true</code> or <code>false</code></li> <li>• <b>Currency</b>—JSON Number (for example, <code>67.54</code>)</li> <li>• <b>Date</b>—JSON string (for example, <code>2020-04-20</code>)</li> <li>• <b>DateTime</b>—JSON string in ISO 8601 format (for example, <code>2012-02-18T06:40:41.000Z</code>)</li> <li>• <b>Double</b>—JSON Number</li> <li>• <b>Email</b>—JSON String (for example, <code>joe@smith.com</code>)</li> <li>• <b>EncryptedString</b>—JSON String</li> <li>• <b>Int</b>—JSON Number</li> <li>• <b>Location</b>—JSON String. Location fields are compound fields and must be broken up into their constituent fields.</li> <li>• <b>MultiPicklist</b>—JSON String (for example, <code>Dog;Cat;Fish</code>).</li> <li>• <b>Percent</b>—JSON Number</li> <li>• <b>Phone</b>—JSON String</li> <li>• <b>Picklist</b>—JSON String</li> <li>• <b>Reference</b>—JSON String</li> <li>• <b>String</b>—JSON String</li> <li>• <b>TextArea</b>—JSON String</li> <li>• <b>Time</b>—JSON String in format <code>HH:MM:SS</code></li> <li>• <b>Url</b>—JSON String</li> </ul> <p>To specify the main record type, either don't specify the <code>RecordTypeId</code> field, or set it to <code>null</code>.</p>		

**Response Body**[Record](#)

SEE ALSO:

[Upload Binary Files](#)

## Update a Batch of Records

Update multiple records. You can create, update, and delete up to 200 records in a single request.

**Resource**`/ui-api/records/batch`**Available Version**

59.0

**HTTP Method**

POST

**Example**

This example updates multiple records.

`POST /ui-api/records/batch`

```
{
  "allOrNone": false,
  "operations": [
    {
      "type": "Update",
      "records": [
        {
          "fields": {
            "Id": "001xx000003Gaf9AAC",
            "NumberOfEmployees": 1000
          }
        },
        {
          "fields": {
            "Id": "001xx000003GanDAAS",
            "NumberOfEmployees": 5000
          }
        }
      ]
    }
  ]
}
```

**Request Body**

Name	Type	Description	Required or Optional	Available Version
recordInput	<a href="#">Batch Record Input</a> on page 153	The batch of record input.	Required	59.0

**Response Body**[Batch Results](#)**Usage**

When updating a batch of records, you must include the `Id` field. Don't include the `apiName` field in [Batch Operation Input](#).

You can't perform multiple operations on the same record in one request. An update operation using an `Id` value that's used in another update or delete operation can't be processed. Otherwise, a 400 HTTP status code with an `INVALID_BATCH_REQUEST` error is returned.

Receiving a 400 HTTP status code with an `INVALID_INPUT` error can be caused by one of these reasons.

- The operations field is missing or empty.
- The operation type is missing.
- The operations field doesn't contain a records field or the records field is empty.

**SEE ALSO:**[Create a Batch of Records](#)[Delete a Batch of Records](#)

## Delete a Record

Delete a record.

```
/ui-api/records/{recordId}
```

**Available Version**

41.0

**HTTP Method**

DELETE

**Delete a record**

Deleting a record returns a 200 HTTP status code.

```
DELETE /ui-api/records/001R0000003Gjrt
```

## Delete a Batch of Records

Delete multiple records. You can create, update, and delete up to 200 records in a single request.

**Resource**

```
/ui-api/records/batch
```

**Available Version**

59.0

**HTTP Method**

POST

**Example**

This example deletes multiple records.

```
POST /ui-api/records/batch
```

```
{
  "allOrNone": false,
  "operations": [
    {
      "type": "Delete",
      "records": [
        {
          "fields": {
            "Id": "001xx000003GanDAAS"
          }
        },
        {
          "fields": {
            "Id": "001xx000003Gaf9AAC"
          }
        }
      ]
    }
  ]
}
```

**Request Body**

Name	Type	Description	Required or Optional	Available Version
recordInput	<a href="#">Batch Record Input</a>	The batch of record input.	Required	59.0

**Response Body**[Batch Results](#)**Usage**

When deleting a batch of records, you must include the required `Id` field. Don't include the `apiName` field in [Batch Operation Input](#).

You can't perform multiple operations on the same record in one request. A delete operation using an `Id` value that's used in another update or delete operation can't be processed. Otherwise, a 400 HTTP status code with an `INVALID_BATCH_REQUEST` error is returned.

Receiving a 400 HTTP status code with an `INVALID_INPUT` error can be caused by one of these reasons.

- The operations field is missing or empty.
- The operation type is missing.

- The operations field doesn't contain a records field or the records field is empty.

## SEE ALSO:

[Create a Batch of Records](#)[Update a Batch of Records](#)

## Get Lookup Field Suggestions With POST

When a user edits a lookup field, use this resource to search for and display suggestions. You can search for most recently used matches, for matching names, or for any match in a searchable field. You must specify dependent lookup field values used by lookup filters in the `sourceRecord` request body parameter.

**Resource**

```
/ui-api/lookups/{objectApiName}/{fieldApiName}
```

- `objectApiName`—The API name of a source object.
- `fieldApiName`—The API name of a lookup field on the source object.

**Available Version**

60.0

**HTTP Method**

POST

**Example: Get Most Recently Used Records**

A lookup relationship field links a source object to a target object. To edit a lookup field, users click on a lookup field to search for and select a value from a popup list. The target object provides the values in the list.

For example, the Opportunity object has an `AccountId` lookup field. When a user edits an Opportunity record, the user selects an Account to associate with the Opportunity. To build a UI that suggests the most recently used Account records to the user, use this resource. The default value of the `searchType` parameter is `Recent`, so the request doesn't specify it.

```
POST /ui-api/lookups/Opportunity/AccountId
```

**Example: Search for Suggestions using request parameters**

To search all searchable fields for suggestions, set `searchType=Search`. This example searches for strings that start with the characters `ca` (a wildcard is implied).

```
POST /ui-api/lookups/Opportunity/AccountId?searchType=Search&q=ca
```

**Example: Search Record Names for Suggestions using request parameters**

To search record name fields for suggestions, set `searchType=TypeAhead`. This example searches record names for strings that start with the characters `ta` (a wildcard is implied).

```
POST /ui-api/lookups/Opportunity/AccountId?searchType=TypeAhead&q=ta
```

**Request Parameters for POST**

Parameter Name	Type	Description	Required or Optional	Available Version
page	Integer	The page number. The default value is 1.	Optional	60.0

Parameter Name	Type	Description	Required or Optional	Available Version
pageSize	Integer	The number of items per page. The default value is 25.	Optional	60.0
q	String	<p>The term the user is searching for.</p> <p>When <code>searchType=Search</code>, specify at least 2 characters. A wildcard at the end of the search term is implied. For example, <code>q=ca</code> returns Cat and Cats.</p> <p>When <code>searchType=TypeAhead</code>, specify at least 3 characters. A wildcard at the end of the search term is implied. You can't use a <code>?</code>.</p>	Required if <code>searchType</code> is <code>TypeAhead</code> .	60.0
searchType	String	<p>The type of search to perform. One of these values:</p> <ul style="list-style-type: none"> <li>• <code>Recent</code>—Return most recently used matches.</li> <li>• <code>Search</code>—Search for records with searchable fields that match the query term.</li> <li>• <code>TypeAhead</code>—Search for records whose names start with the query term.</li> </ul> <p>The default value is <code>Recent</code>.</p>	Optional	60.0
targetApiName	String[]	The API name of the object that you want results for. The name must correspond to one of the target objects of the lookup field. If not provided, by default, results for all target objects of the lookup field are returned. If <code>targetApiName</code> isn't specified, then the field configuration is used. If the field is polymorphic, several queries are considered and you receive results for every target that can lead to performance issues.	Optional	60.0

## Request Body for POST

### Example: Search Dependent Lookups for Suggestions using the request body

Some lookup fields have lookup filters that restrict their valid values by referencing fields on the source object. These fields are called dependent lookups. For example, you can filter the `Case Contact` field to show only contacts that are associated with the account selected in the `Case Account Name` field.

In the Salesforce UI, this lookup filter is `Contact Name: Account Name ID EQUALS Case: Account Name ID`. In the User Interface API, lookup filter information appears in the `filteredLookupInfo` property of the [Object Info](#) response body, which is returned from several resources, including `/ui-api/record-ui/{recordIds}`. If the `filteredLookupInfo` property is non-null, the field it describes is a dependent lookup.

In this example, the `Case` object's `ContactId` field has a `filteredLookupInfo` property containing a `controllingFields` property. The controlling field is `AccountId`. To restrict the lookup search, you must pass all controlling fields and their values to the lookups resource in the `sourceRecord` request body property.

```
"objectInfos" : {
  ...
  "Case" : {
    "apiName" : "Case",
    ...
    "fields" : {
      ...
      "ContactId" : {
        "apiName" : "ContactId",
        ...properties removed for space...
        "filteredLookupInfo" : {
          "controllingFields" : [ "AccountId" ],
          "dependent" : true,
          "optionalFilter" : false
        },
        ...
        "sortable" : true,
        "unique" : false,
        "updateable" : true
      },
      ...
    }
  },
  ...
}
```

To get the value for `AccountId`, look in the [Record](#) response body, which is returned from several resources, including `/ui-api/record-ui/{recordIds}`. For example, to retrieve the value of the `AccountId` field present on the `Case 500R0000000bKpBIAU`:

```
GET /ui-api/records/500R0000000bKpBIAU?fields=Case.AccountId
```

```
{
  "apiName": "Case",
  "id": "500Z7000000bhdFIAQ",
  "fields": {
    "AccountId": {
      "displayValue": null,
      "value": "001R00000003IGOMIAW"
    }
  },
  ...Some properties removed for space...
}
```

To filter the suggestions for a dependent lookup, specify the names and values of the controlling fields in the `sourceRecord` request body property. (This example has one controlling field).

Request body:

```
POST /ui-api/lookups/case/ContactId
{
```



```

    "sourceRecord": {
      "fields": {
        "Id": "500Z7000000bhdFIAQ",
        "AccountId": "001R00000003IGOMIAW"
      }
    },
    "orderBy": [
      {
        "fieldApiName": "Name",
        "isAscending": true
      }
    ]
  }
}

```

### Properties


Name	Type	Description	Required or Optional	Available Version
orderBy	<a href="#">List Order By Input[]</a>	Information describing how to order the results.	Optional	63.0
sourceRecord	<a href="#">Record Input</a>	<p>The source record in which the lookup relationship field is being edited.</p> <p>The presence of the source record “Id” is required within the “fields” property. Accepted values are “null” when creating a new record and a valid record ID when updating an existing record.</p> <p>Some lookup fields have lookup filters that restrict the values they can accept by referencing fields on the source object. These fields are called dependent lookup fields or controlling fields. You must pass all controlling fields and their values to the lookups resource within the “fields” property.</p> <p>To know whether a field is a lookup controlling field, check the Object Info response body for a non-null filteredLookupInfo property. Get the field values from the Record response body. Both responses are returned from the /ui-api/record-ui/{recordIds} resource.</p> <p>Properties “allowSaveOnDuplicate” and “apiName” are not used.</p>	Required	60.0

Response Body  
[Lookup Values](#)

SEE ALSO:  
[Get Lookup Field Suggestions](#)  
[Get Lookup Field Suggestions for a Specified Object](#)

# Check for Duplicate Records

Before updating or creating a record, you can check whether a duplicate record exists. Use the response to learn whether to block or allow the action, and whether to warn the user.

 **Tip:** To learn more about when to check for duplicate records, see [Get Duplicate Management Configuration for a Specified Object](#).

Resource

```
/ui-api/predupe
```

Available Version  
50.0

HTTP Method  
POST

Example  
Use the following request to check whether a duplicate record for the movie "Aliens" exists.

```
ui-api/predupe{
  "apiName" : "Movie__c",
  "fields" :
  { "Name": "Aliens",
    "Year__c": "1986"
  }
}
```

Request Body

Name	Type	Description	Required or Optional	Available Version
apiName	String	Specify the API name of the object for which you're performing the duplicate check.	Required	41.0
fields	Map<String, Object>	Map of field names and values that the duplicate rule uses to check for duplicates. Format data types according to these rules. <ul style="list-style-type: none"><li>Address—JSON String. Addresses are compound fields and must be broken up into their constituent fields. See the previous example.</li></ul>	Required	41.0

Name	Type	Description	Required or Optional	Available Version
		<ul style="list-style-type: none"> <li>Boolean—JSON Boolean, true or false</li> <li>Currency—JSON Number (for example, 67.54)</li> <li>Date—JSON string (for example, 2020-04-20)</li> <li>DateTime—JSON string in ISO 8601 format (for example, 2012-02-18T06:40:41.000Z)</li> <li>Double—JSON Number</li> <li>Email—JSON String (for example, joe@smith.com)</li> <li>EncryptedString—JSON String</li> <li>Int—JSON Number</li> <li>Location—JSON String. Location fields are compound fields and must be broken up into their constituent fields.</li> <li>MultiPicklist—JSON String (for example, Dog;Cat;Fish).</li> <li>Percent—JSON Number</li> <li>Phone—JSON String</li> <li>Picklist—JSON String</li> <li>Reference—JSON String</li> <li>String—JSON String</li> <li>TextArea—JSON String</li> <li>Time—JSON String in format HH:MM:SS</li> <li>Url—JSON String</li> </ul> <p>To specify the main record type, either don't specify the <code>recordTypeId</code> field, or set it to <code>null</code>.</p>		

**Response Body**

[Duplicates](#) on page 189

## SEE ALSO:

[Get Duplicate Management Configuration for a Specified Object](#)

## Get Duplicate Management Configuration for a Specified Object

Learn whether duplicate management is configured for the specified object. If duplicate management is configured, learn about the object's duplicate rules and matching rules. Use the information in the response to know when to check for duplicate records.

### Resource

```
/ui-api/duplicates/{objectApiName}
```

`objectApiName`—The API name of a [supported object](#).

### Available Version

50.0

### HTTP Method

GET

### Example

Use the following request to learn what duplicate management is configured for the custom object `Movie`.

```
/ui-api/duplicates/Movie__c
```

The response tells you that duplicate management is configured, and that the fields `Name` and `Year__c` are used to check for duplicates.

```
// duplicate rules and matching rules are configured for Movie
dedupeEnabled: true

// these fields are used to check for duplicate records
dedupeFields
0: Name
1: Year__c
...
```

From the preceding response, you know to check the `Name` and `Year` fields when adding or updating a `Movie` record. For example, you can check if a movie with the name "Aliens" and the release year "1986" already exists.

```
ui-api/predupe{
  "apiName" : "Movie__c",
  "fields" :
  { "Name": "Aliens",
    "Year__c": "1986"
  }
}
```

### Request Parameters

Parameter Name	Type	Description	Required or Optional	Available Version
<code>recordTypeID</code>	Id	The record type ID (RecordType object) used to return the correct duplicate configuration. This field is optional, except for the Person Account object. If you're searching for duplicate Person Account records, you must specify the Person Account record type ID here.	Optional	52.0

**Response Body**  
[Duplicates Configuration](#) on page 189

SEE ALSO:  
[Check for Duplicate Records](#)

## Upload a File

Upload a file such as a document or image.

**Resource**

```
/ui-api/records/content-documents/content-versions
```

**Available Version**  
56.0

**HTTP Method**  
POST

**Example**

```
POST /ui-api/records/content-documents/content-versions

{
  "description": "A description of the product",
  "title": "product_image"
}
```

See [Upload Files](#).

**Request Parameters**

Parameter Name	Type	Description	Required or Optional	Available Version
description	String	A description of the document or image to be uploaded.	Optional	56.0
title	String	The title of the document or image to be uploaded.	Optional	56.0

**Response Body**  
[Content Document Composite](#)

## Upload a New File Version

Upload a new document or image version.

**Resource**

```
/ui-api/records/content-documents/${contentDocumentId}/content-versions
```

contentDocumentId—The ID of a previously uploaded file.

**Available Version**

56.0

**HTTP Method**

POST

**Example**

```
POST /ui-api/records/content-documents/0692L00000BDVevQAH/content-versions
```

```
{
  "description": "Version 2 of the product image",
  "title": "product_image"
}
```

See [Upload Files](#).**Request Parameters**

Parameter Name	Type	Description	Required or Optional	Available Version
description	String	A description of the document or image to be uploaded.	Optional	56.0
title	String	The title of the document or image to be uploaded.	Optional	56.0

**Response Body**[Content Document Composite](#)

## Actions

---

Use these resources to get data and metadata about actions displayed in the Salesforce UI. Examples include standard and custom buttons, quick actions, and productivity actions.

[Get Global Actions](#)

Get the actions in the Global Actions menu.

[Get Record Detail Actions](#)

Get the actions on record detail pages.

[Get Record Edit Actions](#)

Get the actions on a record edit page.

[Get Related List Actions with URL Parameters](#)

Get the actions on related lists on a record detail page via URL parameters.

[Get Related List Actions with a Request Body](#)

Get the actions on related lists for a record detail page. This resource uses the POST method so you can enter request parameters in the request body instead using complex URL parameters.

[Get a Batch of Related List Actions with URL Parameters](#)

Get the actions on a batch of related lists for a record via URL parameters.

[Get a Batch of Related List Actions with a Request Body](#)

Get the actions on a batch of related lists for a record. This resource uses the POST method so you can enter request parameters in the request body instead using complex URL parameters.

[Get Related List Record Actions](#)

Get the actions on records in related lists.

[Get List View Header Actions](#)

Get the header actions on list views.

[Get List View Record Actions](#)

Get the record actions on list views.

[Get List View Chart Actions](#)

Get the chart actions on list views.

[Get Lightning Page Actions](#)

Get the actions on Lightning pages (FlexiPages).

[Get Lookup Field Actions](#)

Get the actions on lookup fields.

[Get MRU List View Actions](#)

Get the header actions on the most recently used (MRU) list view for objects.

[Get Photo Actions](#)

Get the photo actions for pages. Currently, only group and user pages support photo actions.

[Get a Quick Action Layout](#)

Get information about the record layout used by a Create a Record or Update a Record quick action.

[Perform Quick Actions](#)

Perform a quick action that creates or updates a record.

[Update a Record with a Quick Action](#)

Perform an Update a Record quick action. To perform a quick action that creates or updates a record, you can also use the POST method.

## Get Global Actions

Get the actions in the Global Actions menu.

### Resource

```
/ui-api/actions/global
```

### Available Version

41.0

### HTTP Method

GET

### Example

As an example, let's say we have a **New Opportunity** global action, among other actions. To get information about global actions, make this request:

```
GET /services/data/v63.0/ui-api/actions/global
```

The request returns a list of global actions, including **New Opportunity**, and the URLs of the request and subrequests.

```
{
  "actions" : {
    "001R0000003IDlwIAG" : {
      "actionListContext" : "Global",
      "actionTarget" : "/services/data/v41.0/quickActions/NewOpportunity/describe",
      "actionTargetType" : "Describe",
      "apiName" : "NewOpportunity",
      "externalId" : "00DR00000008n7M:Global::Global:Phone:09DR00000000Sn1",
      "iconUrl" :
"https://yourInstance.salesforce.com/img/icon/t4v35/action/new_opportunity_120.png",
      "id" : "0JVR000000000300AA",
      "isMassAction" : "false",
      "label" : "New Opportunity",
      "primaryColor" : "FCB95B",
      "relatedListRecordId" : null,
      "relatedSourceObject" : null,
      "section" : "Page",
      "sourceObject" : "Global",
      "subtype" : "Create",
      "targetObject" : "Opportunity",
      "targetUrl" : null,
      "type" : "QuickAction"
    }
  }
  ... Additional actions removed for brevity ...
},
  "links" : [ ],
  "url" : "/services/data/v41.0/ui-api/actions/global"
},
"url" : "/services/data/v41.0/ui-api/actions/global"
}
```

Request Parameters

Parameter Name	Type	Description	Required or Optional	Available Version
actionTypes	String[]	The action type. One or more of these values: <ul style="list-style-type: none"><li>CustomButton—A button that opens a URL or Visualforce page or executes JavaScript.</li><li>ProductivityAction—A pre-defined Salesforce action, attached to a limited set of objects.</li><li>QuickAction—A global or object-specific action.</li></ul>	Optional	41.0



Parameter Name	Type	Description	Required or Optional	Available Version
		<ul style="list-style-type: none"> <li>StandardButton—A pre-defined Salesforce button, such as <b>New</b>, <b>Edit</b>, and <b>Delete</b>.</li> </ul>		
apiNames	String[]	The API names of one or more actions to be retrieved. Use this parameter only when passing <code>retrievalMode=All</code> .	Optional	49.0
formFactor	String	The layout display size. One of these values: <ul style="list-style-type: none"> <li>Large—(Default) Use this value to get a layout for desktop display size.</li> <li>Medium—Use this value to get a layout for tablet display size.</li> <li>Small—Use this value to get a layout for phone display size.</li> </ul>	Optional	41.0
retrievalMode	String	When the action context is <code>Record</code> , this parameter indicates which actions to retrieve from the record page. One of these values: <ul style="list-style-type: none"> <li>All—Retrieves all actions specified in the <code>apiNames</code> parameter.</li> <li>PageLayout—(Default) Retrieves actions from the page layout.</li> </ul>	Optional	49.0
sections	String[]	The section of the user interface that the actions reside in. One or more of these values: <ul style="list-style-type: none"> <li>ActivityComposer</li> <li>CollaborateComposer</li> <li>Page</li> <li>SingleActionLinks</li> </ul>	Optional	41.0

**Response Body**[Action](#)

## Get Record Detail Actions

Get the actions on record detail pages.

**Resource**`/ui-api/actions/record/${recordIds}`

`recordIds`—A single record ID, or a comma-delimited list of record IDs.

#### Available Version

41.0

#### HTTP Method

GET

#### Example

As an example, let's say we have an Account record detail page with a record ID of `001R00000003IDlwIAG`. The page has some standard buttons and quick actions. To get information about all the actions on this page, make this request:

```
GET /services/data/v63.0/ui-api/actions/record/001R00000003IDlwIAG
```

The request returns a list of actions on the page and the URLs of the request and subrequests.

#### Request Parameters

Parameter Name	Type	Description	Required or Optional	Available Version
<code>actionTypes</code>	<code>String[]</code>	<p>The action type. One or more of these values:</p> <ul style="list-style-type: none"> <li>• <code>CustomButton</code>—A button that opens a URL or Visualforce page or executes JavaScript.</li> <li>• <code>ProductivityAction</code>—A pre-defined Salesforce action, attached to a limited set of objects.</li> <li>• <code>QuickAction</code>—A global or object-specific action.</li> <li>• <code>StandardButton</code>—A pre-defined Salesforce button, such as <b>New</b>, <b>Edit</b>, and <b>Delete</b>.</li> </ul>	Optional	41.0
<code>apiNames</code>	<code>String[]</code>	The API names of one or more actions to be retrieved. Use this parameter only when passing <code>retrievalMode=All</code> .	Optional	49.0
<code>formFactor</code>	<code>String</code>	<p>The layout display size. One of these values:</p> <ul style="list-style-type: none"> <li>• <code>Large</code>—(Default) Use this value to get a layout for desktop display size.</li> <li>• <code>Medium</code>—Use this value to get a layout for tablet display size.</li> <li>• <code>Small</code>—Use this value to get a layout for phone display size.</li> </ul>	Optional	41.0
<code>retrievalMode</code>	<code>String</code>	When the action context is <code>Record</code> , this parameter indicates which actions to	Optional	49.0

Parameter Name	Type	Description	Required or Optional	Available Version
		retrieve from the record page. One of these values: <ul style="list-style-type: none"> <li>All—Retrieves all actions specified in the <code>apiNames</code> parameter.</li> <li>PageLayout—(Default) Retrieves actions from the page layout.</li> </ul>		
<code>sections</code>	<code>String[]</code>	The section of the user interface that the actions reside in. One or more of these values: <ul style="list-style-type: none"> <li><code>ActivityComposer</code></li> <li><code>CollaborateComposer</code></li> <li><code>Page</code></li> <li><code>SingleActionLinks</code></li> </ul>	Optional	41.0

**Response Body**[Action](#)

## Get Record Edit Actions

Get the actions on a record edit page.

**Resource**

```
/ui-api/actions/record/${recordId}/record-edit
```

**Available Version**

41.0

**HTTP Method**

GET

**Example**

As an example, let's say we have an Account page with a record ID of `001R0000003IDlwIAG`. To get information about all the actions on the edit page for this record, make this request:

```
GET /services/data/v63.0/ui-api/actions/record/001R0000003IDlwIAG/record-edit
```

The request returns a list of actions on the edit page and the URLs of the request and subrequests.

```
{
  "actions" : {
    "001R0000003IDlwIAG" : {
      "actions" : [ {
        "actionListContext" : "RecordEdit",
        "actionTarget" : null,
        "actionTargetType" : "Invoke",
```

```

        "apiName" : "SaveEdit",
        "externalId" :
"00DR00000008n7M:001R00000003IDlwIAG::RecordEdit:Phone:StandardButton:SaveEdit",
        "iconUrl" :
"https://yourInstance.salesforce.com/img/icon/t4v35/action/new_custom19_120.png",
        "id" : "0JVR000000000010AA",
        "isMassAction" : "false",
        "label" : "Save",
        "primaryColor" : null,
        "relatedListRecordId" : null,
        "relatedSourceObject" : null,
        "section" : "Page",
        "sourceObject" : "001R00000003IDlwIAG",
        "subtype" : null,
        "targetObject" : "Account",
        "targetUrl" : null,
        "type" : "StandardButton"
    }

... Additional actions removed for brevity ...

],
    "links" : [ ],
    "url" : "/services/data/v41.0/ui-api/actions/record/001R00000003IDlwIAG/record-edit"

}
},
    "url" : "/services/data/v41.0/ui-api/actions/record/001R00000003IDlwIAG/record-edit"
}

```

### Request Parameters

Parameter Name	Type	Description	Required or Optional	Available Version
actionTypes	String[]	<p>The action type. One or more of these values:</p> <ul style="list-style-type: none"> <li>• CustomButton—A button that opens a URL or Visualforce page or executes JavaScript.</li> <li>• ProductivityAction—A pre-defined Salesforce action, attached to a limited set of objects.</li> <li>• QuickAction—A global or object-specific action.</li> <li>• StandardButton—A pre-defined Salesforce button, such as <b>New</b>, <b>Edit</b>, and <b>Delete</b>.</li> </ul>	Optional	41.0

Parameter Name	Type	Description	Required or Optional	Available Version
<code>apiNames</code>	<code>String[]</code>	The API names of one or more actions to be retrieved. Use this parameter only when passing <code>retrievalMode=All</code> .	Optional	49.0
<code>formFactor</code>	<code>String</code>	The layout display size. One of these values: <ul style="list-style-type: none"> <li><code>Large</code>—(Default) Use this value to get a layout for desktop display size.</li> <li><code>Medium</code>—Use this value to get a layout for tablet display size.</li> <li><code>Small</code>—Use this value to get a layout for phone display size.</li> </ul>	Optional	41.0
<code>retrievalMode</code>	<code>String</code>	When the action context is <code>Record</code> , this parameter indicates which actions to retrieve from the record page. One of these values: <ul style="list-style-type: none"> <li><code>All</code>—Retrieves all actions specified in the <code>apiNames</code> parameter.</li> <li><code>PageLayout</code>—(Default) Retrieves actions from the page layout.</li> </ul>	Optional	49.0
<code>sections</code>	<code>String[]</code>	The section of the user interface that the actions reside in. One or more of these values: <ul style="list-style-type: none"> <li><code>ActivityComposer</code></li> <li><code>CollaborateComposer</code></li> <li><code>Page</code></li> <li><code>SingleActionLinks</code></li> </ul>	Optional	41.0

**Response Body**[Action](#)

## Get Related List Actions with URL Parameters

Get the actions on related lists on a record detail page via URL parameters.

**Resources**

```
/ui-api/actions/record/${recordIds}/related-list/${relatedListId}
```

- `recordIds`—The 15 or 18 character ID of a record.

- `relatedListId`—(Optional) A related list ID. If this parameter isn't specified, the request returns all related list actions for the specified record. To get actions for a batch of related lists, see [Get a Batch of Related List Actions with URL Parameters](#) on page 87.

**Available Version**

41.0

**HTTP Method**

GET

**Example**

As an example, let's say we have an Account record detail page with a record ID of `001R0000003IDlwIAG`. The page has some related lists, including tasks and events. To get information about all the related list actions on this page, make this request.

```
GET /services/data/v63.0/ui-api/actions/record/001R0000003IDlwIAG/related-list
```

The request returns a list of related list actions on the page and the URLs of the request and subrequests.

```
{
  "actions" : {
    "001R0000003IDlwIAG" : {
      "actions" : [ {
        "actionListContext" : "RelatedList",
        "actionTarget" : null,
        "actionTargetType" : "Invoke",
        "apiName" : "NewTask",
        "externalId" :
"00DR00000008n7M:001R0000003IDlwIAG::RelatedList:Phone:StandardButton:NewTask",
        "iconUrl" :
"https://yourInstance.salesforce.com/img/icon/t4v35/action/new_task_120.png",
        "id" : "0JVR00000000036OAA",
        "isMassAction" : "false",
        "label" : "New Task",
        "primaryColor" : "4BC076",
        "relatedListRecordId" : null,
        "relatedSourceObject" : "OpenActivities",
        "section" : "Page",
        "sourceObject" : "001R0000003IDlwIAG",
        "subtype" : null,
        "targetObject" : "Task",
        "targetUrl" : null,
        "type" : "StandardButton"
      }, {
        "actionListContext" : "RelatedList",
        "actionTarget" : null,
        "actionTargetType" : "Invoke",
        "apiName" : "NewEvent",
        "externalId" :
"00DR00000008n7M:001R0000003IDlwIAG::RelatedList:Phone:StandardButton:NewEvent",
        "iconUrl" :
"https://yourInstance.salesforce.com/img/icon/t4v35/action/new_event_120.png",
        "id" : "0JVR00000000037OAA",
        "isMassAction" : "false",
        "label" : "New Event",
        "primaryColor" : "EB7092",
        "relatedListRecordId" : null,

```

```

        "relatedSourceObject" : "OpenActivities",
        "section" : "Page",
        "sourceObject" : "001R00000003IDlwIAG",
        "subtype" : null,
        "targetObject" : "Event",
        "targetUrl" : null,
        "type" : "StandardButton"
    }

    ... Additional actions removed for brevity ...

],
    "links" : [ ],
    "url" : "/services/data/v63.0/ui-api/actions/record/001R00000003IDlwIAG/related-list"

}
},
    "url" : "/services/data/v63.0/ui-api/actions/record/001R00000003IDlwIAG/related-list"
}

```

### Request Parameters

Parameter Name	Type	Description	Required or Optional	Available Version
actionTypes	String[]	<p>The action type. One or more of these values:</p> <ul style="list-style-type: none"> <li>• <b>CustomButton</b>—A button that opens a URL or Visualforce page or executes JavaScript.</li> <li>• <b>ProductivityAction</b>—A pre-defined Salesforce action, attached to a limited set of objects.</li> <li>• <b>QuickAction</b>—A global or object-specific action.</li> <li>• <b>StandardButton</b>—A pre-defined Salesforce button, such as <b>New</b>, <b>Edit</b>, and <b>Delete</b>.</li> </ul>	Optional	41.0
apiNames	String[]	The API names of one or more actions to be retrieved. Use this parameter only when passing <code>retrievalMode=All</code> .	Optional	49.0
formFactor	String	<p>The layout display size. One of these values:</p> <ul style="list-style-type: none"> <li>• <b>Large</b>—(Default) Use this value to get a layout for desktop display size.</li> <li>• <b>Medium</b>—Use this value to get a layout for tablet display size.</li> </ul>	Optional	41.0

Parameter Name	Type	Description	Required or Optional	Available Version
		<ul style="list-style-type: none"> <li>• <code>Small</code>—Use this value to get a layout for phone display size.</li> </ul>		
<code>retrievalMode</code>	String	<p>When the action context is <code>Record</code>, this parameter indicates which actions to retrieve from the record page. One of these values:</p> <ul style="list-style-type: none"> <li>• <code>All</code>—Retrieves all actions specified in the <code>apiNames</code> parameter.</li> <li>• <code>PageLayout</code>—(Default) Retrieves actions from the page layout.</li> </ul>	Optional	49.0
<code>sections</code>	String[]	<p>The section of the user interface that the actions reside in. One or more of these values:</p> <ul style="list-style-type: none"> <li>• <code>ActivityComposer</code></li> <li>• <code>CollaborateComposer</code></li> <li>• <code>Page</code></li> <li>• <code>SingleActionLinks</code></li> </ul>	Optional	41.0

**Response Body**[Action](#)

## Get Related List Actions with a Request Body

Get the actions on related lists for a record detail page. This resource uses the POST method so you can enter request parameters in the request body instead using complex URL parameters.

**Resources**

```
/ui-api/actions/record/${recordIds}/related-list/${relatedListId}
```

- `recordIds`—The 15 or 18 character ID of a record.
- `relatedListId`—(Optional) A related list ID. If this parameter isn't specified, the request returns all related list actions for the specified record. To get actions for a batch of related lists, see [Get a Batch of Related List Actions with a Request Body](#).

**Available Version**

57.0

**HTTP Method**

POST



**Example**

To get information about related list actions on a record detail page, use this request with a request body.

```
POST /services/data/v63.0/ui-api/actions/record/001R0000003IDlwIAG/related-list
```

```
{
  "apiNames": ["New"],
  "retrievalMode": "All"
}
```

**Request Parameters**

Parameter Name	Type	Description	Required or Optional	Available Version
<a href="#">listRecordActionsQuery</a>	Action Input	The data for related list actions.	Optional	57.0

**Response Body**

[Action](#)

## Get a Batch of Related List Actions with URL Parameters

Get the actions on a batch of related lists for a record via URL parameters.

**Resources**

```
/ui-api/actions/record/${recordIds}/related-list/batch/${relatedListIds}
```

- **recordIds**—The 15 or 18 character ID of a record.
- **relatedListIds**—(Optional) A comma-delimited list of related list IDs. When this parameter isn't specified, the request returns all related list actions for the specified record.

**Available Version**

50.0

**HTTP Method**

GET

**Example**

As an example, let's say we have an Account record detail page with a record ID of 001R0000003IDlwIAG. The page has some related lists, including tasks and events. To get information about all the related list actions on this page, make this request.

```
GET /services/data/v63.0/ui-api/actions/record/001R0000003IDlwIAG/related-list/batch
```

The request returns a list of related list actions on the page and the URLs of the request and subrequests.

```
{
  "actions" : {
    "001R0000003IDlwIAG" : {
      "actions" : [ {
        "actionListContext" : "RelatedList",
        "actionTarget" : null,
        "actionTargetType" : "Invoke",
        "apiName" : "NewTask",

```

```

        "externalId" :
"00DR00000008n7M:001R00000003IDlwIAG::RelatedList:Phone:StandardButton:NewTask",
        "iconUrl" :
"https://yourInstance.salesforce.com/img/icon/t4v35/action/new_task_120.png",
        "id" : "0JVR000000000360AA",
        "isMassAction" : "false",
        "label" : "New Task",
        "primaryColor" : "4BC076",
        "relatedListRecordId" : null,
        "relatedSourceObject" : "OpenActivities",
        "section" : "Page",
        "sourceObject" : "001R00000003IDlwIAG",
        "subtype" : null,
        "targetObject" : "Task",
        "targetUrl" : null,
        "type" : "StandardButton"
    }, {
        "actionListContext" : "RelatedList",
        "actionTarget" : null,
        "actionTargetType" : "Invoke",
        "apiName" : "NewEvent",
        "externalId" :
"00DR00000008n7M:001R00000003IDlwIAG::RelatedList:Phone:StandardButton:NewEvent",
        "iconUrl" :
"https://yourInstance.salesforce.com/img/icon/t4v35/action/new_event_120.png",
        "id" : "0JVR000000000370AA",
        "isMassAction" : "false",
        "label" : "New Event",
        "primaryColor" : "EB7092",
        "relatedListRecordId" : null,
        "relatedSourceObject" : "OpenActivities",
        "section" : "Page",
        "sourceObject" : "001R00000003IDlwIAG",
        "subtype" : null,
        "targetObject" : "Event",
        "targetUrl" : null,
        "type" : "StandardButton"
    }
}

... Additional actions removed for brevity ...

],
    "links" : [ ],
    "url" : "/services/data/v63.0/ui-api/actions/record/001R00000003IDlwIAG/related-list"
}
},
"url" : "/services/data/v63.0/ui-api/actions/record/001R00000003IDlwIAG/related-list"
}

```

## Request Parameters

Parameter Name	Type	Description	Required or Optional	Available Version
<code>actionTypes</code>	<code>String[]</code>	<p>The action type. One or more of these values:</p> <ul style="list-style-type: none"> <li>• <code>CustomButton</code>—A button that opens a URL or Visualforce page or executes JavaScript.</li> <li>• <code>ProductivityAction</code>—A pre-defined Salesforce action, attached to a limited set of objects.</li> <li>• <code>QuickAction</code>—A global or object-specific action.</li> <li>• <code>StandardButton</code>—A pre-defined Salesforce button, such as <b>New</b>, <b>Edit</b>, and <b>Delete</b>.</li> </ul>	Optional	41.0
<code>apiNames</code>	<code>String[]</code>	The API names of one or more actions to be retrieved. Use this parameter only when passing <code>retrievalMode=All</code> .	Optional	49.0
<code>formFactor</code>	<code>String</code>	<p>The layout display size. One of these values:</p> <ul style="list-style-type: none"> <li>• <code>Large</code>—(Default) Use this value to get a layout for desktop display size.</li> <li>• <code>Medium</code>—Use this value to get a layout for tablet display size.</li> <li>• <code>Small</code>—Use this value to get a layout for phone display size.</li> </ul>	Optional	41.0
<code>retrievalMode</code>	<code>String</code>	<p>When the action context is <code>Record</code>, this parameter indicates which actions to retrieve from the record page. One of these values:</p> <ul style="list-style-type: none"> <li>• <code>All</code>—Retrieves all actions specified in the <code>apiNames</code> parameter.</li> <li>• <code>PageLayout</code>—(Default) Retrieves actions from the page layout.</li> </ul>	Optional	49.0
<code>sections</code>	<code>String[]</code>	<p>The section of the user interface that the actions reside in. One or more of these values:</p> <ul style="list-style-type: none"> <li>• <code>ActivityComposer</code></li> <li>• <code>CollaborateComposer</code></li> </ul>	Optional	41.0

Parameter Name	Type	Description	Required or Optional	Available Version
		<ul style="list-style-type: none"> <li>Page</li> <li>SingleActionLinks</li> </ul>		

**Response Body**[Simplified Batch Results](#)

## Get a Batch of Related List Actions with a Request Body

Get the actions on a batch of related lists for a record. This resource uses the POST method so you can enter request parameters in the request body instead using complex URL parameters.

**Resources**

```
/ui-api/actions/record/${recordIds}/related-list/batch
```

- recordIds—The 15 or 18 character ID of a record.

**Available Version**

57.0

**HTTP Method**

POST

**Example**

To get information about the actions for the Contacts and Opportunities related lists on an Account record page, use this request with parameters in a request body.

```
POST /services/data/v63.0/ui-api/actions/record/001R0000003IDlwIAG/related-list/batch
```

```
{
  "relatedListsActionParameters":
  [
    {
      "relatedListId": "Contacts",
      "apiNames": [ "New" ],
      "retrievalMode": "All"
    },
    {
      "relatedListId": "Opportunities",
      "apiNames": [ "New" ],
      "retrievalMode": "All"
    }
  ]
}
```

**Request Parameters**

Parameter Name	Type	Description	Required or Optional	Available Version
<a href="#">listRecordActionsQuery</a>	<a href="#">Action Related Lists Batch Input</a>	The data for a batch of related list actions.	Optional	57.0

**Response Body**[Simplified Batch Results](#)

## Get Related List Record Actions

Get the actions on records in related lists.

**Resource**

```
/ui-api/actions/record/${recordId}/related-list-record/${relatedListRecordIds}
```

`relatedListRecordIds`—A related list record ID, or a comma-delimited list of related list record IDs.

**Available Version**

41.0

**HTTP Method**

GET

**Example**

As an example, let's say we have an Account record detail page with a record ID of 001R0000003IDlwIAG. The page has a Contacts related list, and one of the Contacts has a record ID of 003R0000007qfC7. To get information about the actions for this contact, make this request:

```
GET
/services/data/v63.0/ui-api/actions/record/001R0000003IDlwIAG/related-list-record/003R0000007qfC7
```

The request returns a list of actions for the contact and the URLs of the request and subrequests.

```
{
  "actionListContext" : "RelatedListRecord",
  "actionTarget" : null,
  "actionTargetType" : "Invoke",
  "apiName" : "Delete",
  "externalId" :
    "00DR00000008n7M:001R0000003IDlwIAG::RelatedListRecord:Phone:StandardButton:Delete",
  "iconUrl" :
    "https://yourInstance.salesforce.com/img/icon/t4v35/action/delete_120.png",
  "id" : "0JVR000000000140AA",
  "isMassAction" : "false",
  "label" : "Delete",
  "primaryColor" : "E6717C",
  "relatedListRecordId" : "003R0000007qfC7",
  "relatedSourceObject" : "Contacts",
```

```

        "section" : "Page",
        "sourceObject" : "001R00000003IDlwIAG",
        "subtype" : null,
        "targetObject" : "Contact",
        "targetUrl" : null,
        "type" : "StandardButton"
    }

    ... Additional actions removed for brevity ...

],
    "links" : [ ],
    "url" :
"/services/data/v41.0/ui-api/actions/record/001R00000003IDlwIAG/related-list-record/003R00000007qfC7"

    }
},
    "url" :
"/services/data/v41.0/ui-api/actions/record/001R00000003IDlwIAG/related-list-record/003R00000007qfC7"
}

```

### Request Parameters

Parameter Name	Type	Description	Required or Optional	Available Version
actionTypes	String[]	<p>The action type. One or more of these values:</p> <ul style="list-style-type: none"> <li>• <b>CustomButton</b>—A button that opens a URL or Visualforce page or executes JavaScript.</li> <li>• <b>ProductivityAction</b>—A pre-defined Salesforce action, attached to a limited set of objects.</li> <li>• <b>QuickAction</b>—A global or object-specific action.</li> <li>• <b>StandardButton</b>—A pre-defined Salesforce button, such as <b>New</b>, <b>Edit</b>, and <b>Delete</b>.</li> </ul>	Optional	41.0
apiNames	String[]	The API names of one or more actions to be retrieved. Use this parameter only when passing <code>retrievalMode=All</code> .	Optional	49.0
formFactor	String	<p>The layout display size. One of these values:</p> <ul style="list-style-type: none"> <li>• <b>Large</b>—(Default) Use this value to get a layout for desktop display size.</li> <li>• <b>Medium</b>—Use this value to get a layout for tablet display size.</li> </ul>	Optional	41.0

Parameter Name	Type	Description	Required or Optional	Available Version
		<ul style="list-style-type: none"> <li><code>Small</code>—Use this value to get a layout for phone display size.</li> </ul>		
<code>retrievalMode</code>	String	<p>When the action context is <code>Record</code>, this parameter indicates which actions to retrieve from the record page. One of these values:</p> <ul style="list-style-type: none"> <li><code>All</code>—Retrieves all actions specified in the <code>apiNames</code> parameter.</li> <li><code>PageLayout</code>—(Default) Retrieves actions from the page layout.</li> </ul>	Optional	49.0
<code>sections</code>	String[]	<p>The section of the user interface that the actions reside in. One or more of these values:</p> <ul style="list-style-type: none"> <li><code>ActivityComposer</code></li> <li><code>CollaborateComposer</code></li> <li><code>Page</code></li> <li><code>SingleActionLinks</code></li> </ul>	Optional	41.0

**Response Body**[Action](#)

## Get List View Header Actions

Get the header actions on list views.

**Resource**

```
/ui-api/actions/list-view/${listViewIds}
```

`listViewIds`—A single list view ID, or a comma-delimited list of list view IDs.

**Available Version**

41.0

**HTTP Method**

GET

**Example**

As an example, let's say we have an Accounts list view with an ID of `00BR000000WYY9MAO`. This list view has Sort and New header actions, among other actions. To get information about the header actions on this list view, make this request:

```
GET /services/data/v63.0/ui-api/actions/list-view/00BR000000WYY9MAO
```

The request returns a list of header actions on the list view and the URLs of the request and subrequests.

## Request Parameters

Parameter Name	Type	Description	Required or Optional	Available Version
<code>actionTypes</code>	<code>String[]</code>	<p>The action type. One or more of these values:</p> <ul style="list-style-type: none"> <li>• <code>CustomButton</code>—A button that opens a URL or Visualforce page or executes JavaScript.</li> <li>• <code>ProductivityAction</code>—A pre-defined Salesforce action, attached to a limited set of objects.</li> <li>• <code>QuickAction</code>—A global or object-specific action.</li> <li>• <code>StandardButton</code>—A pre-defined Salesforce button, such as <b>New</b>, <b>Edit</b>, and <b>Delete</b>.</li> </ul>	Optional	41.0
<code>apiNames</code>	<code>String[]</code>	The API names of one or more actions to be retrieved. Use this parameter only when passing <code>retrievalMode=All</code> .	Optional	49.0
<code>formFactor</code>	<code>String</code>	<p>The layout display size. One of these values:</p> <ul style="list-style-type: none"> <li>• <code>Large</code>—(Default) Use this value to get a layout for desktop display size.</li> <li>• <code>Medium</code>—Use this value to get a layout for tablet display size.</li> <li>• <code>Small</code>—Use this value to get a layout for phone display size.</li> </ul>	Optional	41.0
<code>retrievalMode</code>	<code>String</code>	<p>When the action context is <code>Record</code>, this parameter indicates which actions to retrieve from the record page. One of these values:</p> <ul style="list-style-type: none"> <li>• <code>All</code>—Retrieves all actions specified in the <code>apiNames</code> parameter.</li> <li>• <code>PageLayout</code>—(Default) Retrieves actions from the page layout.</li> </ul>	Optional	49.0
<code>sections</code>	<code>String[]</code>	<p>The section of the user interface that the actions reside in. One or more of these values:</p> <ul style="list-style-type: none"> <li>• <code>ActivityComposer</code></li> <li>• <code>CollaborateComposer</code></li> </ul>	Optional	41.0



Parameter Name	Type	Description	Required or Optional	Available Version
		<ul style="list-style-type: none"><li>• Page</li><li>• SingleActionLinks</li></ul>		

**Response Body**[Action](#)

## Get List View Record Actions

Get the record actions on list views.

**Resource**

```
/ui-api/actions/list-view-record/${recordIds}
```

`recordIds`—A single record ID, or a comma-delimited list of record IDs.

**Available Version**

41.0

**HTTP Method**

GET

**Example**

As an example, let's say we have an Account lists view containing several Account records. Each Account record has an Edit and Delete record action. In Lightning, these actions display in a drop-down list for each record. To get information about the actions on a particular record with an ID of 001R0000003ID1wIAG, make this request:

```
GET /services/data/v63.0/ui-api/actions/list-view-record/001R0000003ID1wIAG
```

The request returns a list of the record actions for the record and the URLs of the request and subrequests.

**Request Parameters**

Parameter Name	Type	Description	Required or Optional	Available Version
<code>actionTypes</code>	<code>String[]</code>	The action type. One or more of these values: <ul style="list-style-type: none"><li>• <code>CustomButton</code>—A button that opens a URL or Visualforce page or executes JavaScript.</li><li>• <code>ProductivityAction</code>—A pre-defined Salesforce action, attached to a limited set of objects.</li><li>• <code>QuickAction</code>—A global or object-specific action.</li></ul>	Optional	41.0

Parameter Name	Type	Description	Required or Optional	Available Version
		<ul style="list-style-type: none"> <li>StandardButton—A pre-defined Salesforce button, such as <b>New</b>, <b>Edit</b>, and <b>Delete</b>.</li> </ul>		
apiNames	String[]	The API names of one or more actions to be retrieved. Use this parameter only when passing <code>retrievalMode=All</code> .	Optional	49.0
formFactor	String	The layout display size. One of these values: <ul style="list-style-type: none"> <li>Large—(Default) Use this value to get a layout for desktop display size.</li> <li>Medium—Use this value to get a layout for tablet display size.</li> <li>Small—Use this value to get a layout for phone display size.</li> </ul>	Optional	41.0
retrievalMode	String	When the action context is <code>Record</code> , this parameter indicates which actions to retrieve from the record page. One of these values: <ul style="list-style-type: none"> <li>All—Retrieves all actions specified in the <code>apiNames</code> parameter.</li> <li>PageLayout—(Default) Retrieves actions from the page layout.</li> </ul>	Optional	49.0
sections	String[]	The section of the user interface that the actions reside in. One or more of these values: <ul style="list-style-type: none"> <li>ActivityComposer</li> <li>CollaborateComposer</li> <li>Page</li> <li>SingleActionLinks</li> </ul>	Optional	41.0

**Response Body**[Action](#)

## Get List View Chart Actions

Get the chart actions on list views.

**Resource**`/ui-api/actions/list-view-chart/${objectApiName}`



**Note:** Currently, only `ListViewChartInstance` is valid for `${objectApiName}`.

### Available Version

41.0

### HTTP Method

GET

### Example

This example gets the chart actions on a list view.

```
GET /services/data/v63.0/ui-api/actions/list-view-chart/ListViewChartInstance
```

The request returns a list of chart actions on the list view and the URLs of the request and subrequests.

### Request Parameters

Parameter Name	Type	Description	Required or Optional	Available Version
<code>actionTypes</code>	<code>String[]</code>	The action type. One or more of these values: <ul style="list-style-type: none"> <li><code>CustomButton</code>—A button that opens a URL or Visualforce page or executes JavaScript.</li> <li><code>ProductivityAction</code>—A pre-defined Salesforce action, attached to a limited set of objects.</li> <li><code>QuickAction</code>—A global or object-specific action.</li> <li><code>StandardButton</code>—A pre-defined Salesforce button, such as <b>New</b>, <b>Edit</b>, and <b>Delete</b>.</li> </ul>	Optional	41.0
<code>apiNames</code>	<code>String[]</code>	The API names of one or more actions to be retrieved. Use this parameter only when passing <code>retrievalMode=All</code> .	Optional	49.0
<code>formFactor</code>	<code>String</code>	The layout display size. One of these values: <ul style="list-style-type: none"> <li><code>Large</code>—(Default) Use this value to get a layout for desktop display size.</li> <li><code>Medium</code>—Use this value to get a layout for tablet display size.</li> <li><code>Small</code>—Use this value to get a layout for phone display size.</li> </ul>	Optional	41.0
<code>retrievalMode</code>	<code>String</code>	When the action context is <code>Record</code> , this parameter indicates which actions to	Optional	49.0

Parameter Name	Type	Description	Required or Optional	Available Version
		retrieve from the record page. One of these values: <ul style="list-style-type: none"> <li>All—Retrieves all actions specified in the <code>apiNames</code> parameter.</li> <li>PageLayout—(Default) Retrieves actions from the page layout.</li> </ul>		
sections	String[]	The section of the user interface that the actions reside in. One or more of these values: <ul style="list-style-type: none"> <li>ActivityComposer</li> <li>CollaborateComposer</li> <li>Page</li> <li>SingleActionLinks</li> </ul>	Optional	41.0

**Response Body**[Action](#)

## Get Lightning Page Actions

Get the actions on Lightning pages (FlexiPages).

**Resource**

```
/ui-api/actions/flexipage/${flexipageNames}
```

`flexipageNames`—A Lightning page name, or a comma-delimited list of Lightning page names.

**Available Version**

41.0

**HTTP Method**

GET

**Example**

As an example, let's say we have a Lightning page named *MyNewLightningPage*. The page has quick actions for logging a call and creating an account. To get information about all the actions on this page, make this request:

```
GET /services/data/v63.0/ui-api/actions/flexipage/MyNewLightningPage
```

The request returns a list of actions on the Lightning page and the URLs of the request and subrequests.

```
{
  "actions" : {
    "MyNewLightningPage" : {
      "actions" : [ {
        "actionListContext" : "Flexipage",
        "actionTarget" : "/services/data/v41.0/quickActions/LogACall/describe",
```

```

        "actionTargetType" : "Describe",
        "apiName" : "LogACall",
        "externalId" :
"00DR00000008n7M:MyNewLightningPage::Flexipage:Desktop:09DR00000000Snt",
        "iconUrl" :
"https://yourInstance.salesforce.com/img/icon/t4v35/action/log_a_call_120.png",
        "id" : "0JVR00000000090AA",
        "isMassAction" : "false",
        "label" : "Log a Call",
        "primaryColor" : "48C3CC",
        "relatedListRecordId" : null,
        "relatedSourceObject" : null,
        "section" : null,
        "sourceObject" : "MyNewLightningPage",
        "subtype" : "LogACall",
        "targetObject" : "Task",
        "targetUrl" : null,
        "type" : "QuickAction"
    }, {
        "actionListContext" : "Flexipage",
        "actionTarget" : "/services/data/v41.0/quickActions/NewAccount/describe",
        "actionTargetType" : "Describe",
        "apiName" : "NewAccount",
        "externalId" :
"00DR00000008n7M:MyNewLightningPage::Flexipage:Desktop:09DR00000000Sni",
        "iconUrl" :
"https://yourInstance.salesforce.com/img/icon/t4v35/action/new_account_120.png",
        "id" : "0JVR000000000100AA",
        "isMassAction" : "false",
        "label" : "New Account",
        "primaryColor" : "7F8DE1",
        "relatedListRecordId" : null,
        "relatedSourceObject" : null,
        "section" : null,
        "sourceObject" : "MyNewLightningPage",
        "subtype" : "Create",
        "targetObject" : "Account",
        "targetUrl" : null,
        "type" : "QuickAction"
    } ],
    "links" : [ ],
    "url" : "/services/data/v41.0/ui-api/actions/flexipage/MyNewLightningPage"
}
},
"url" : "/services/data/v41.0/ui-api/actions/flexipage/MyNewLightningPage"
}

```

### Request Parameters

Parameter Name	Type	Description	Required or Optional	Available Version
actionTypes	String[]	The action type. One or more of these values:	Optional	41.0

Parameter Name	Type	Description	Required or Optional	Available Version
		<ul style="list-style-type: none"> <li>• <code>CustomButton</code>—A button that opens a URL or Visualforce page or executes JavaScript.</li> <li>• <code>ProductivityAction</code>—A pre-defined Salesforce action, attached to a limited set of objects.</li> <li>• <code>QuickAction</code>—A global or object-specific action.</li> <li>• <code>StandardButton</code>—A pre-defined Salesforce button, such as <b>New</b>, <b>Edit</b>, and <b>Delete</b>.</li> </ul>		
<code>apiNames</code>	<code>String[]</code>	The API names of one or more actions to be retrieved. Use this parameter only when passing <code>retrievalMode=All</code> .	Optional	49.0
<code>formFactor</code>	<code>String</code>	The layout display size. One of these values: <ul style="list-style-type: none"> <li>• <code>Large</code>—(Default) Use this value to get a layout for desktop display size.</li> <li>• <code>Medium</code>—Use this value to get a layout for tablet display size.</li> <li>• <code>Small</code>—Use this value to get a layout for phone display size.</li> </ul>	Optional	41.0
<code>retrievalMode</code>	<code>String</code>	When the action context is <code>Record</code> , this parameter indicates which actions to retrieve from the record page. One of these values: <ul style="list-style-type: none"> <li>• <code>All</code>—Retrieves all actions specified in the <code>apiNames</code> parameter.</li> <li>• <code>PageLayout</code>—(Default) Retrieves actions from the page layout.</li> </ul>	Optional	49.0
<code>sections</code>	<code>String[]</code>	The section of the user interface that the actions reside in. One or more of these values: <ul style="list-style-type: none"> <li>• <code>ActivityComposer</code></li> <li>• <code>CollaborateComposer</code></li> <li>• <code>Page</code></li> <li>• <code>SingleActionLinks</code></li> </ul>	Optional	41.0

**Response Body**[Action](#)

## Get Lookup Field Actions

Get the actions on lookup fields.

**Resource**

```
/ui-api/actions/lookup/${objectApiNames}
```

`objectApiNames`—A lookup field name, or a comma-delimited list of lookup field names.

**Available Version**

41.0

**HTTP Method**

GET

**Example**

As an example, let's say we have a lookup field on a New Account dialog box. To get information about the actions on this lookup field, make this request:

```
GET /services/data/v63.0/ui-api/actions/lookup/Account
```

The request returns a list of actions on the lookup field and the URLs of the request and subrequests.

```
{
  "actions" : {
    "Account" : {
      "actions" : [ {
        "actionListContext" : "Lookup",
        "actionTarget" : null,
        "actionTargetType" : "Invoke",
        "apiName" : "CreateFromLookup",
        "externalId" :
"00DR00000008n7M:Account::Lookup:Phone:StandardButton:CreateFromLookup",
        "iconUrl" :
"https://yourInstance.salesforce.com/img/icon/t4v35/action/new_120.png",
        "id" : "0JVR00000000040AA",
        "isMassAction" : "false",
        "label" : "New",
        "primaryColor" : "33BCE7",
        "relatedListRecordId" : null,
        "relatedSourceObject" : null,
        "section" : "Page",
        "sourceObject" : "Account",
        "subtype" : null,
        "targetObject" : "Account",
        "targetUrl" : null,
        "type" : "StandardButton"
      } ],
      "links" : [ ],
      "url" : "/services/data/v41.0/ui-api/actions/lookup/Account"
    }
  },
}
```

```

    "url" : "/services/data/v41.0/ui-api/actions/lookup/Account"
  }

```

### Request Parameters

Parameter Name	Type	Description	Required or Optional	Available Version
actionTypes	String[]	<p>The action type. One or more of these values:</p> <ul style="list-style-type: none"> <li>• <b>CustomButton</b>—A button that opens a URL or Visualforce page or executes JavaScript.</li> <li>• <b>ProductivityAction</b>—A pre-defined Salesforce action, attached to a limited set of objects.</li> <li>• <b>QuickAction</b>—A global or object-specific action.</li> <li>• <b>StandardButton</b>—A pre-defined Salesforce button, such as <b>New</b>, <b>Edit</b>, and <b>Delete</b>.</li> </ul>	Optional	41.0
apiNames	String[]	The API names of one or more actions to be retrieved. Use this parameter only when passing <code>retrievalMode=All</code> .	Optional	49.0
formFactor	String	<p>The layout display size. One of these values:</p> <ul style="list-style-type: none"> <li>• <b>Large</b>—(Default) Use this value to get a layout for desktop display size.</li> <li>• <b>Medium</b>—Use this value to get a layout for tablet display size.</li> <li>• <b>Small</b>—Use this value to get a layout for phone display size.</li> </ul>	Optional	41.0
retrievalMode	String	<p>When the action context is <b>Record</b>, this parameter indicates which actions to retrieve from the record page. One of these values:</p> <ul style="list-style-type: none"> <li>• <b>All</b>—Retrieves all actions specified in the <code>apiNames</code> parameter.</li> <li>• <b>PageLayout</b>—(Default) Retrieves actions from the page layout.</li> </ul>	Optional	49.0



Parameter Name	Type	Description	Required or Optional	Available Version
sections	String[]	The section of the user interface that the actions reside in. One or more of these values: <ul style="list-style-type: none"><li>• <code>ActivityComposer</code></li><li>• <code>CollaborateComposer</code></li><li>• <code>Page</code></li><li>• <code>SingleActionLinks</code></li></ul>	Optional	41.0

**Response Body**[Action](#)

## SEE ALSO:

[Get Lookup Field Suggestions](#)[Get Lookup Field Suggestions for a Specified Object](#)

## Get MRU List View Actions

Get the header actions on the most recently used (MRU) list view for objects.

**Resource**

```
/ui-api/actions/mru-list/${objectApiNames}
```

`objectApiNames`—An object name, or a comma-delimited list of object names.

**Available Version**

41.0

**HTTP Method**

GET

**Example**

As an example, let's say we have a most recently used Accounts list view. To get information about the header actions on this list view, make this request:

```
GET /services/data/v63.0/ui-api/actions/mru-list/Account
```

The request returns a list of header actions on the list view and the URLs of the request and subrequests.

**Request Parameters**

Parameter Name	Type	Description	Required or Optional	Available Version
actionTypes	String[]	The action type. One or more of these values:	Optional	41.0

Parameter Name	Type	Description	Required or Optional	Available Version
		<ul style="list-style-type: none"> <li>• <b>CustomButton</b>—A button that opens a URL or Visualforce page or executes JavaScript.</li> <li>• <b>ProductivityAction</b>—A pre-defined Salesforce action, attached to a limited set of objects.</li> <li>• <b>QuickAction</b>—A global or object-specific action.</li> <li>• <b>StandardButton</b>—A pre-defined Salesforce button, such as <b>New</b>, <b>Edit</b>, and <b>Delete</b>.</li> </ul>		
<code>apiNames</code>	<code>String[]</code>	The API names of one or more actions to be retrieved. Use this parameter only when passing <code>retrievalMode=All</code> .	Optional	49.0
<code>formFactor</code>	<code>String</code>	<p>The layout display size. One of these values:</p> <ul style="list-style-type: none"> <li>• <b>Large</b>—(Default) Use this value to get a layout for desktop display size.</li> <li>• <b>Medium</b>—Use this value to get a layout for tablet display size.</li> <li>• <b>Small</b>—Use this value to get a layout for phone display size.</li> </ul>	Optional	41.0
<code>retrievalMode</code>	<code>String</code>	<p>When the action context is <code>Record</code>, this parameter indicates which actions to retrieve from the record page. One of these values:</p> <ul style="list-style-type: none"> <li>• <b>All</b>—Retrieves all actions specified in the <code>apiNames</code> parameter.</li> <li>• <b>PageLayout</b>—(Default) Retrieves actions from the page layout.</li> </ul>	Optional	49.0
<code>sections</code>	<code>String[]</code>	<p>The section of the user interface that the actions reside in. One or more of these values:</p> <ul style="list-style-type: none"> <li>• <b>ActivityComposer</b></li> <li>• <b>CollaborateComposer</b></li> <li>• <b>Page</b></li> <li>• <b>SingleActionLinks</b></li> </ul>	Optional	41.0

**Response Body**[Action](#)

## Get Photo Actions

Get the photo actions for pages. Currently, only group and user pages support photo actions.

**Resource**

```
/ui-api/actions/photo/${recordIds}
```

`recordIds`—A single record ID, or a comma-delimited list of record IDs.

**Available Version**

41.0

**HTTP Method**

GET

**Example**

As an example, let's say we have a Group tab with a record ID of `0F9R00000000182KAA`. To get information about the photo actions on the tab, make this request:

```
GET /services/data/v63.0/ui-api/actions/photo/0F9R00000000182KAA
```

The request returns a list of photo actions on the tab and the URLs of the request and subrequests.

```
{
  "actions" : {
    "0F9R00000000182KAA" : {
      "actions" : [ {
        "actionListContext" : "Photo",
        "actionTarget" : null,
        "actionTargetType" : "Invoke",
        "apiName" : "ViewPhotoAction",
        "externalId" :
"00DR00000008n7M:0F9R00000000182KAA::Photo:Phone:StandardButton:ViewPhotoAction",
        "iconUrl" :
"https://yourInstance.salesforce.com/img/icon/t4v35/action/email_120.png",
        "id" : "0JVR000000000350AA",
        "isMassAction" : "false",
        "label" : "View Photo",
        "primaryColor" : "95AEC5",
        "relatedListRecordId" : null,
        "relatedSourceObject" : null,
        "section" : "Page",
        "sourceObject" : "0F9R00000000182KAA",
        "subtype" : null,
        "targetObject" : null,
        "targetUrl" : null,
        "type" : "StandardButton"
      }
    ]
  },
  ... Additional actions removed for brevity ...
},
```

```

    "links" : [ ],
    "url" : "/services/data/v41.0/ui-api/actions/photo/0F9R00000000182KAA"
  },
  "url" : "/services/data/v41.0/ui-api/actions/photo/0F9R00000000182KAA"
}

```

### Request Parameters

Parameter Name	Type	Description	Required or Optional	Available Version
actionTypes	String[]	<p>The action type. One or more of these values:</p> <ul style="list-style-type: none"> <li>• <b>CustomButton</b>—A button that opens a URL or Visualforce page or executes JavaScript.</li> <li>• <b>ProductivityAction</b>—A pre-defined Salesforce action, attached to a limited set of objects.</li> <li>• <b>QuickAction</b>—A global or object-specific action.</li> <li>• <b>StandardButton</b>—A pre-defined Salesforce button, such as <b>New</b>, <b>Edit</b>, and <b>Delete</b>.</li> </ul>	Optional	41.0
apiNames	String[]	The API names of one or more actions to be retrieved. Use this parameter only when passing <code>retrievalMode=All</code> .	Optional	49.0
formFactor	String	<p>The layout display size. One of these values:</p> <ul style="list-style-type: none"> <li>• <b>Large</b>—(Default) Use this value to get a layout for desktop display size.</li> <li>• <b>Medium</b>—Use this value to get a layout for tablet display size.</li> <li>• <b>Small</b>—Use this value to get a layout for phone display size.</li> </ul>	Optional	41.0
retrievalMode	String	<p>When the action context is <b>Record</b>, this parameter indicates which actions to retrieve from the record page. One of these values:</p> <ul style="list-style-type: none"> <li>• <b>All</b>—Retrieves all actions specified in the <code>apiNames</code> parameter.</li> <li>• <b>PageLayout</b>—(Default) Retrieves actions from the page layout.</li> </ul>	Optional	49.0

Parameter Name	Type	Description	Required or Optional	Available Version
sections	String[]	The section of the user interface that the actions reside in. One or more of these values: <ul style="list-style-type: none"> <li>• <code>ActivityComposer</code></li> <li>• <code>CollaborateComposer</code></li> <li>• <code>Page</code></li> <li>• <code>SingleActionLinks</code></li> </ul>	Optional	41.0

**Response Body**[Action](#)

## Get a Quick Action Layout

Get information about the record layout used by a Create a Record or Update a Record quick action.

**Resource**

```
/ui-api/actions/layout/${actionApiName}
```

`actionApiName`—The API name of a quick action.

**Available Version**

58.0

**HTTP Method**

GET

**Example**

This example returns information about the record layout used by the Create Case quick action on the Account object.

```
GET /services/data/v63.0/ui-api/actions/layout/Account.CreateCase
```

**Request parameters**

Parameter Name	Type	Description	Required or Optional	Available Version
<code>objectApiName</code>	String	API name of the object.	Optional	60.0
<code>recordTypeId</code>	String	ID of the record type.	Optional	60.0

**Response Body**[Quick Action Layout](#)

## Perform Quick Actions

Perform a quick action that creates or updates a record.

Resource

```
/ui-api/actions/perform-quick-action/${actionApiName}
```

actionApiName—The API name of a quick action.

Available Version

57.0

HTTP Method

POST

Example

This example uses a request body to create a Contact for an Account.

```
POST /services/data/v63.0/ui-api/actions/perform-quick-action/Account.CreateContact

{
  "apiName": "Contact",
  "contextId": "001R0000003zKtEYAU",
  "fields": {
    "LastName": "Rogers"
    "Title": "VP, Facilities"
  }
}
```

Request Parameters

Parameter Name	Type	Description	Required or Optional	Available Version
performQuickActionInput	Perform Action Input	The data for the quick action.	Required	57.0

Response Body

[Quick Action Execution](#)

# Update a Record with a Quick Action

Perform an Update a Record quick action. To perform a quick action that creates or updates a record, you can also use the POST method.

Resource

```
/ui-api/actions/perform-quick-action/${actionApiName}
```

actionApiName—The API name of a quick action.

Available Version

58.0

HTTP Method

PATCH

Example

This example updates fields on an Account.

```
PATCH /services/data/v63.0/ui-api/actions/perform-quick-action/Account.UpdateAccount

{
  "apiName": "Account",
  "contextId": "001RO000003zKsYYAU",
  "fields": {
    "Type": "Prospect",
    "Phone": "(785) 241-6200"
  }
}
```

Request Parameters

Parameter Name	Type	Description	Required or Optional	Available Version
performQuickActionInput	Perform Action Input	The data for the quick action.	Required	58.0

Response Body

Quick Action Execution

SEE ALSO:

[Perform Quick Actions](#)

# Favorites

Use these resources to create and update a single favorite or a collection of favorites, and to get favorites usage information. These resources make it easy to build UI for favorites.

[Create a Favorite](#)

Create a favorite.

[Get a Favorite](#)

Get a favorite.

[Get Favorites](#)

Get all of a user's favorites.

[Update a Favorite](#)

Update a favorite.

[Update a Batch of Favorites](#)

Update all favorites at once. The sort order is updated to the given relative ordering. Any favorites missing from the request body are deleted.

[Delete a Favorite](#)

Delete a favorite.

[Update Usage of a Favorite](#)

Update the usage of an individual favorite. Increments the `accessCount` and sets the `lastAccessDate` to the current system time.

## Create a Favorite

Create a favorite.

**Resource**

```
/ui-api/favorites
```

**Available Version**

41.0

**HTTP Method**

POST

**Example**

```
POST /ui-api/favorites/
```

```
{
  name: "Most Important Accounts",
  sortOrder: 1
  target: "00BR0000000tTTwMAM",
  targetType: "ListView"
}
```

**Request Parameters**

Name	Type	Description	Required or Optional	Available Version
name	String	The name of the favorite.	Optional	41.0
sortOrder	Integer	The sort order of the favorite, from 1 to N.	Optional	41.0
target	String	The record, API name, or content being favorited.	Required	41.0
targetType	String	The type of favorite. One of these values: <ul style="list-style-type: none"><li>• <code>ListView</code>—A favorited list view.</li><li>• <code>ObjectHome</code>—A favorited object home.</li><li>• <code>Record</code>—A favorited record.</li><li>• <code>Tab</code>—A favorited tab.</li></ul>	Required	41.0

**Request Body**

[Favorite Input](#)

**Response Body**

[Favorite](#)



## Get a Favorite

Get a favorite.

### Resource

```
/ui-api/favorites/${favoriteId}
```

`favoriteId`—The ID of a favorite.

### Available Version

41.0

### HTTP Method

GET

### Response Body

[FavoriteRepresentation](#) on page 190

## Get Favorites

Get all of a user's favorites.

### Resource

```
/ui-api/favorites
```

### Available Version

41.0

### HTTP Method

GET

### Response Body

[Favorite Collection](#)

## Update a Favorite

Update a favorite.

### Resource

```
/ui-api/favorites/${favoriteId}
```

`favoriteId`—The ID of a favorite.

### Available Version

41.0

### HTTP Method

PATCH

### Example

This example uses a request body to update a favorite.

```
{
  name: "Red Accounts",
  sortOrder: 1
}
```

**Request Parameters**

Parameter Name	Type	Description	Required or Optional	Available Version
name	String	The name of the favorite.	You must specify either name or sortOrder. You may specify both.	41.0
sortOrder	Integer	The sort order of the favorite, from 1 to N.	You must specify either name or sortOrder. You may specify both.	41.0

**Request Body**[Favorite Input](#)**Response Body**[Favorite](#)

## Update a Batch of Favorites

Update all favorites at once. The sort order is updated to the given relative ordering. Any favorites missing from the request body are deleted.

**Resource**`/ui-api/favorites/batch`**Available Version**

41.0

**HTTP Method**

PUT

**Request Body****JSON example**

```
{
  favorites: [
    {
      id: "0MVR00000004DhnOAE",
      name: "Q4 Perf"
    }, {
      id: "0MVR00000004DhsOAE"
    }, {
      id: "0MVR00000004DiGOAU"
    }, {
      id: "0MVR000000001e2OAA",
      name: "Office Group"
    }, {
      id: "0MVR00000004GGLOAM"
    }
  ]
}
```

```
} } ]  
}
```

**Properties**

Name	Type	Description	Required or Optional	Available Version
favorites	<a href="#">Favorite Batch Input[]</a>	The list of favorites to keep and update.	Required	41.0

**Response Body**[Favorite Collection](#)

## Delete a Favorite

Delete a favorite.

**Resource**

```
/ui-api/favorites/${favoriteId}
```

`favoriteId`—The ID of a favorite.

**Available Version**

41.0

**HTTP Method**

DELETE

**Response Body**

Deleting a record returns a 200 HTTP status code.

## Update Usage of a Favorite

Update the usage of an individual favorite. Increments the `accessCount` and sets the `lastAccessDate` to the current system time.

**Resource**

```
/ui-api/favorites/${favoriteId}/usage
```

`favoriteId`—The ID of a favorite.

**Available Version**

41.0

**HTTP Method**

PATCH

**Response Body**[Favorite](#)

# Lists

---

Use these resources to get data and metadata about list views and related lists displayed in the Salesforce UI.

## [Get List View Metadata](#)

Get list view metadata.

## [Get a Batch of List View Metadata](#)

Get metadata for a batch of list views.

## [Update List View Metadata](#)

Update list view metadata.

## [Delete List View Metadata](#)

Delete list view metadata.

## [Get List Views for an Object](#)

Get list views associated with an object.

## [Create a List View for an Object](#)

Create a list view associated with an object.

## [Get Metadata for a List View Object](#)

Get metadata for a list view object.

## [Get List View Records with URL Parameters](#)

Get record data for a list view using URL parameters.

## [Get List View Records with a Request Body](#)

Get record data for a list view using a request body.

## [Get List View Preferences](#)

Get list view preferences.

## [Update List View Preferences](#)

Update list view preferences.

## [Get Related Lists for an Object](#)

Returns the related lists in an object's default layout.

## [Get Related List Records with URL Parameters](#)

Returns record data for up to 1,999 records in a related list via URL parameters.

## [Get Related List Records with a Request Body](#)

Returns record data for up to 1,999 records in a related list. This resource uses the POST method to let you enter request parameters in the request body instead of the URL.

## [Get Related List Metadata](#)

Returns metadata for a related list in a page layout.

## [Get Related List Record Count](#)

Returns the record count for a related list.

## [Get a Batch of Related List Metadata](#)

Returns metadata for a batch of related lists in a page layout.

[Get a Batch of Related List Records with URL Parameters](#)

Returns record data for a batch of related lists via URL parameters.

[Get a Batch of Related List Records with a Request Body](#)

Returns record data for a batch of related lists. This resource uses the POST method to let you enter request parameters in the request body instead of the URL.

[Get a Batch of Related List Record Counts](#)

Returns the record count for a batch of related lists.

[Update Related List Metadata](#)

Update metadata for a related list in a page layout.

[Get Related List User Preferences](#)

Returns user preferences for a related list.

[Get a Batch of Related List User Preferences](#)

Returns a batch of user preferences for a related list.

[Update Related List User Preferences](#)

Updates user preferences for a related list.

## Get List View Metadata

Get list view metadata.

### Resource

```
/ui-api/list-info/${listViewId}
```

```
/ui-api/list-info/${objectApiName}/${listViewApiName}
```

- `listViewId`—The ID of a list view, such as `00BR000000Wc0rMAC`.
- `objectApiName`—A [supported](#) object, such as `Account`.
- `listViewApiName`—The API name of a list view, such as `AllAccounts`, `__Recent`, or `__SearchResult`.

### Available Version

42.0

### HTTP Method

GET

### Example

As an example, let's say we have a list view named All Accounts with a list view ID of `00BR000000Wc0rMAC`. To get information about the metadata for this list view, make this request:

```
GET /services/data/v63.0/ui-api/list-info/00BR000000Wc0rMAC
```

You can also use the object API name and list view API name of the list view to make the same request:

```
GET /services/data/v63.0/ui-api/list-info/Account/AllAccounts
```

To get the most recently used (MRU) list view metadata for accounts, use the special `__Recent` list view API name.

```
GET /services/data/v63.0/ui-api/list-info/Account/__Recent
```

To get the search layout list view metadata for accounts, use the special `__SearchResult` list view API name.

```
GET /services/data/v63.0/ui-api/list-info/Account/__SearchResult
```

**Response Body**  
[List Info](#)

## Get a Batch of List View Metadata

Get metadata for a batch of list views.

**Resource**

```
/ui-api/list-info/batch?ids=<id>
```

**Available Version**  
55.0

**HTTP Methods**  
GET

**Example**  
This example gets metadata for a batch of list views by ID:

```
GET /services/data/v63.0/ui-api/list-info/batch?ids=00Bxx0000029Y00EAU,00Bxx0000029Y0NEAU
```

This example gets metadata for a batch of list views by name:

```
GET /services/data/v63.0/ui-api/list-info/batch?names=Account.AllAccounts,Accounts,Account.NewLastWeek
```

**Request Parameters**

Parameter Name	Type	Description	Required or Optional	Available Version
ids	ID	A comma-delimited list of list view IDs. A list view ID starts with <code>00B</code> , like <code>00Bxx0000029Y0NEAU</code>	Either <code>ids</code> or <code>names</code> is required.	55.0
names	String	A comma-delimited list of list view names. A list view name starts with an entity name, a dot, and then the name of the list view, like <code>Account.AllAccounts</code> .	Either <code>ids</code> or <code>names</code> is required.	55.0

**Response Body**  
[Simplified Batch Results](#)

## Update List View Metadata

Update list view metadata.

**Resource**

```
/ui-api/list-info/${objectApiName}/${listViewApiName}
```

- `objectApiName`—A [supported](#) object, such as `Account`.
- `listViewApiName`—The API name of a list view, such as `AllAccounts`.

Available Version

61.0

HTTP Method

PATCH

Example

This example uses a request body to update the metadata for a list view. The object API name is `Account` and the list view API name is `AllAccounts`.

```
PATCH /services/data/v63.0/ui-api/list-info/Account/AllAccounts

{
  "filteredByInfo": [
    {
      "fieldApiName": "Name",
      "operandLabels": [ "This", "That"],
      "operator": "Equals"
    },
    {
      "fieldApiName": "Phone",
      "operandLabels": [ "919"],
      "operator": "StartsWith"
    },
    {
      "fieldApiName": "AnnualRevenue",
      "operandLabels": [ "1000000"],
      "operator": "GreaterThan"
    }
  ],
  "filterLogicString" : "(1 OR 2) AND 3",
  "label": "Accounts opened this year",
  "scope": {
    "apiName": "entity",
    "entityId": "00Gxx000000sjI8",
    "relatedEntityId": "701xx000003HZ7X"
  },
  "visibility": "Public"
}
```

Request parameters

Parameter Name	Type	Description	Required or Optional	Available Version
<code>listInfoInput</code>	<a href="#">List Info Input</a>	The list info to update.	Required	61.0

Response Body

[List Info](#)

# Delete List View Metadata

Delete list view metadata.

## Resource

`/ui-api/list-info/${objectApiName}/${listViewApiName}`

- `objectApiName`—A [supported](#) object, such as `Account`.
- `listViewApiName`—The API name of a list view, such as `AllAccounts`.

## Available Version

61.0

## HTTP Method

DELETE

## Example

This example deletes the metadata for a list view. The object API name is `Account` and the list view API name is `AllAccounts`.

```
DELETE /services/data/v63.0/ui-api/list-info/Account/AllAccounts
```

## Response

Deleting list view metadata returns a 204 HTTP status code.

# Get List Views for an Object

Get list views associated with an object.

## Resource

`/ui-api/list-info/${objectApiName}`

- `objectApiName`—A [supported](#) object, such as `Account`.

## Available version

61.0

## HTTP methods

GET

## Example

This example gets all the list views associated with accounts.

```
GET /services/data/v63.0/ui-api/list-info/Account
```

This example gets the most recently used list views associated with accounts using the `recentListsOnly` request parameter.

```
GET /services/data/v63.0/ui-api/list-info/Account?recentListsOnly=true
```

## Request parameters for GET

Parameter Name	Type	Description	Required or Optional	Available Version
pageSize	Integer	Number of list records viewed at one time. The default value is 20. Value can be 1–2000.	Optional	61.0



Parameter Name	Type	Description	Required or Optional	Available Version
pageToken	String	Token that represents the page offset. To indicate where the page starts, use this value with the <code>pageSize</code> parameter. The maximum offset is 2000 and the default is 0.	Optional	61.0
q	String	Search term to filter the results. Wildcards are supported.	Optional	61.0
recentListsOnly	Boolean	Indicates whether to get recent lists only ( <code>true</code> ) or not ( <code>false</code> ). Default is <code>false</code> .	Optional	61.0

**Response body for GET**[List Info Summary Collection](#)

## Create a List View for an Object

Create a list view associated with an object.

**Resource**

```
/ui-api/list-info/${objectApiName}
```

**Available version**

61.0

**HTTP methods**

POST

**Example**

This example uses a request body to create the metadata for an account list view.

```
POST /services/data/v63.0/ui-api/list-info/Account
```

```
{
  "listViewApiName": "MyAccountListView",
  "filteredByInfo": [
    {
      "fieldApiName": "Name",
      "operandLabels": [ "This", "That"],
      "operator": "Equals"
    },
    {
      "fieldApiName": "Phone",
      "operandLabels": [ "919"],
      "operator": "StartsWith"
    },
    {
      "fieldApiName": "AnnualRevenue",
      "operandLabels": [ "1000000"],

```

```
{
  "operator": "GreaterThan"
},
"filterLogicString" : "(1 OR 2) AND 3",
"label": "Accounts opened this year",
"scope": {
  "apiName": "entity",
  "entityId": "00Gxx000000sjI8",
  "relatedEntityId": "701xx000003HZ7X"
},
"visibility": "Public"
}
```

#### Request parameters for POST

Parameter Name	Type	Description	Required or Optional	Available Version
listInfoInput	<a href="#">List Info Post Input</a>	Info to create a list.	Required	61.0

#### Response body for POST

[List Info](#)

## Get Metadata for a List View Object

Get metadata for a list view object.

#### Resource

```
/ui-api/list-object-info/${objectApiName}
```

- objectApiName—A [supported](#) object, such as Account.

#### Available version

61.0

#### HTTP methods

GET

#### Example

Get metadata for a list object, such as account.

```
GET /services/data/v63.0/ui-api/list-object-info/Account
```

#### Response body for GET

[List Object Info](#)

## Get List View Records with URL Parameters

Get record data for a list view using URL parameters.

**Resource**

```
/ui-api/list-records/${listViewId}
```

```
/ui-api/list-records/${objectApiName}/${listViewApiName}
```

- `listViewId`—The ID of a list view, such as 00BR000000Wc0rMAC.
- `objectApiName`—A [supported](#) object, such as Account.
- `listViewApiName`—The API name of a list view, such as AllAccounts, `__Recent`, or `__SearchResult`.

**Available Version**

42.0

**HTTP Method**

GET

**Example**

As an example, let's say we have a list view named All Accounts with a list view ID of 00BR000000Wc0rMAC. To get information about all the records on this list view, make this request.

```
GET /services/data/v63.0/ui-api/list-records/00BR000000Wc0rMAC
```

You can also use the object API name and list view API name of the list view to make the same request.

```
GET /services/data/v63.0/ui-api/list-records/Account/AllAccounts
```

To get record data for the most recently used (MRU) list view for accounts, use the special `__Recent` list view API name.

```
GET /services/data/v63.0/ui-api/list-records/Account/__Recent
```

**Request Parameters**

Parameter Name	Type	Description	Required or Optional	Available Version
<code>fields</code>	String[]	Additional fields queried for the records returned. These fields don't create visible columns. If the field isn't available to the user, an error occurs.	Optional	42.0
<code>optionalFields</code>	String[]	Additional fields queried for the records returned. These fields don't create visible columns. If the field isn't available to the user, no error occurs and the field isn't included in the records.	Optional	42.0
<code>pageSize</code>	Integer	The number of list records viewed at one time. The default value is 50. Value can be 1–2000.	Optional	42.0
<code>pageToken</code>	String	A token that represents the page offset. To indicate where the page starts, use this value with the <code>pageSize</code> parameter. The maximum offset is 2000 and the default is 0.	Optional	42.0

Parameter Name	Type	Description	Required or Optional	Available Version
<code>searchTerm</code>	String	Search term to filter the results. Wildcards are supported.	Optional	61.0
<code>sortBy</code>	String[]	The API names of the fields the list view is sorted by. If the name is preceded with <code>-</code> , the sort order is descending. For example, <code>Name</code> sorts by name in ascending order. <code>-CreatedDate</code> sorts by created date in descending order.  In API version 63.0 and later, you can sort by up to five fields.	Optional	42.0
<code>where</code>	String	The filter applied to returned records, in GraphQL syntax. For example, <code>{ and: [ { StageName: { eq: \"Prospecting\" } }, { Account: { Name: { eq: \"Dickenson plc\" } } } ] }</code> filters an Opportunity related list to show only opportunities in the Prospecting stage that are linked to the “Dickenson plc” account.	Optional	61.0

**Response Body**[List Record Collection](#)

## Get List View Records with a Request Body

Get record data for a list view using a request body.

**Resource**

```
/ui-api/list-records/${objectApiName}/${listViewApiName}
```

- `objectApiName`—A [supported](#) object, such as Account.
- `listViewApiName`—The API name of a list view, such as AllAccounts.

**Available version**

61.0

**HTTP methods**

POST

**Example**

This example uses a request body to query a list view named All Accounts.

```
POST /services/data/v63.0/ui-api/list-records/Account/AllAccounts
```

```
{
  "fields": ["Name", "Type", "AnnualRevenue", "CreatedDate"],
  "pageSize" : 10,
  "sortBy": ["CreatedDate"],
  "searchTerm" : "United",
  "where": "{AnnualRevenue: { gt: 1000000}}"
```

This example uses the special `__Recent` list view API name to get the record data for the most recently used (MRU) list view for accounts.

```
POST /services/data/v63.0/ui-api/list-records/Account/__Recent
```

**Request parameters for POST**

Parameter Name	Type	Description	Required or Optional	Available Version
<code>listRecordsQuery</code>	<a href="#">List Records Input</a>	Record data to query for a list view.	Required	61.0

**Response body for POST**

[List Record Collection](#)

## Get List View Preferences

Get list view preferences.

**Resource**

```
/ui-api/list-preferences/${objectApiName}/${listViewApiName}
```

- `objectApiName`—A [supported](#) object, such as Account.
- `listViewApiName`—The API name of a list view, such as AllAccounts.

**Available version**

61.0

**HTTP methods**

GET

**Example**

This example gets list preferences for the All Accounts list view.

```
GET /services/data/v63.0/ui-api/list-preferences/Account/AllAccounts
```

**Response body for GET**

[List Preferences](#)

# Update List View Preferences

Update list view preferences.

Resource

```
/ui-api/list-preferences/${objectApiName}/${listViewApiName}
```

- `objectApiName`—A supported object, such as Account.
- `listViewApiName`—The API name of a list view, such as AllAccounts.

Available version

61.0

HTTP methods

PATCH

Example

This example updates list preferences for the All Accounts list view.

```
PATCH /services/data/v63.0/ui-api/list-preferences/Account/AllAccounts

{
  "columnWidths" : {
    "Name" : 200
  },
  "columnWrap" : {
    "Name" : false
  },
  "orderBy" : [{
    "fieldApiName": "Name",
    "isAscending" : true
  }]
}
```

Request parameters for PATCH

Parameter Name	Type	Description	Required or Optional	Available Version
<code>listPreferencesInput</code>	List Preferences Input	List preferences to update.	Required	61.0

Response body for PATCH

List Preferences

# Get Related Lists for an Object

Returns the related lists in an object’s default layout.

Resource

```
/ui-api/related-list-info/${parentObjectApiName}
```

- `parentObjectApiName`—A supported object, such as Account.

**Available Version**

50.0

**HTTP Method**

GET

**Example**

To get information about related lists for the Account object, make this request:

```
GET /services/data/v63.0/ui-api/related-list-info/Account
```

**Request Parameters**

Parameter Name	Type	Description	Required or Optional	Available Version
recordTypeId	Id	The ID of the record type (RecordType object) for the record. If not provided, the default record type is used.	Optional	50.0

**Response Body**[Related List Summary Collection](#)

## Get Related List Records with URL Parameters

Returns record data for up to 1,999 records in a related list via URL parameters.

**Resources**

```
/ui-api/related-list-records/${parentRecordId}/${relatedListId}
```

- **parentRecordId**—The ID of the record you want to get related lists for.
- **relatedListId**—The API name of a supported related list for that object, such as Contracts. In API version 62.0 and later, **relatedListId** supports the API name of a child relationship.

**Available Version**

50.0

**HTTP Method**

GET

**Example**


To get metadata for the Contracts related list for the account record 001RM000003UNu6YAG, make this request.


```
/services/data/v63.0/ui-api/related-list-records/001RM000003UNu6YAG/Contracts
```

To get metadata for the Contracts related list for the account record 001RM000003UNu6YAG, and also retrieve the **ContractNumber** field, make this request.

```
/services/data/v63.0/ui-api/related-list-records/001RM000003UNu6YAG/Contracts?fields=Contract.ContractNumber
```

**Request Parameters**

 **Note:** To get record data for a related list without complex URL parameters, you can use the POST method and enter request parameters in the request body. See [Get a Related List Records with a Request Body](#).

Parameter Name	Type	Description	Required or Optional	Available Version
fields	String[]	Fields queried for the records returned. These fields are included in the response body and don't create visible columns. If the field isn't available to the user, an error occurs.	Optional	50.0
optionalFields	String[]	Additional fields queried for the records returned. These fields are included in the response body and don't create visible columns. If the field isn't available to the user, no error occurs and the field isn't included in the records.	Optional	50.0
pageSize	Integer	The number of list records viewed at one time. The default value is 50. Value can be 1–1999.	Optional	50.0
pageToken	String	The token for additional pages of records beyond the first page. To fetch another page, use the value returned by <code>nextPageToken</code> from the previous page.	Optional	50.0
sortBy	String[]	The API names of the fields that the related list is sorted by. If the name is preceded with <code>-</code> , the sort order is descending. For example, <code>Name</code> sorts by name in ascending order. <code>-CreatedDate</code> sorts by created date in descending order.  In API version 63.0 and later, you can sort by up to five fields. If a field is invalid or isn't accessible to the context user, this parameter is ignored, but no error occurs.	Optional	50.0
where	String	 <b>Note:</b> The <code>where</code> parameter isn't supported for GET requests.	Optional	55.0

**Response Body**[Related List Record Collection](#)

## Get Related List Records with a Request Body

Returns record data for up to 1,999 records in a related list. This resource uses the POST method to let you enter request parameters in the request body instead of the URL.



**Resources**

```
/ui-api/related-list-records/${parentRecordId}/${relatedListId}
```

- `parentRecordId`—The ID of the record you want to get related lists for.
- `relatedListId`—The API name of a supported related list for that object, such as `Contacts`. In API version 62.0 and later, `relatedListId` supports the API name of a child relationship.

**Available Version**

55.0

**HTTP Method**

POST

**Example**

To get record data for the `Contacts` related list for the account record `001xx000003GYOpAAO`, use this request.

```
POST /ui-api/related-list-records/001xx000003GYOpAAO/Contacts
```

```
{
  "fields": ["Name", "Id", "Birthdate"],
  "optionalFields": ["Email"],
  "sortBy": ["CreatedDate"],
  "pageSize": 10,
  "where": "{ Account: { AnnualRevenue: { gt: 10000000 } } }"
}
```

**Request Parameters**

Parameter Name	Type	Description	Required or Optional	Available Version
<code>listRecordsQuery</code>	<a href="#">Related List Records Input</a>	The record data for the related list.	Required	55.0

**Response Body**

[Related List Record Collection](#)

## Get Related List Metadata

Returns metadata for a related list in a page layout.

**Resource**

```
/ui-api/related-list-info/${parentObjectApiName}/${relatedListId}
```

- `parentObjectApiName`—A [supported](#) object, such as `Account`.
- `relatedListId`—The ID of a supported related list for that object, such as `Contracts`.

**Available Version**

50.0

**HTTP Method**

GET

### Example

To get metadata for the Contracts related list in the Account object, make this request.

```
GET /services/data/v63.0/ui-api/related-list-info/Account/Contracts
```

### Request Parameters

Parameter Name	Type	Description	Required or Optional	Available Version
fields	String[]	Fields in the related list to query. If a field is specified and the user doesn't have access to it or it doesn't exist, an error occurs.	Optional	57.0
optionalFields	String[]	Additional fields in the related list to query. If a field is specified and the user doesn't have access to it, no error occurs.	Optional	57.0
recordTypeId	Id	The ID of the record type (RecordType object) for the record. If unspecified, the default record type for the context user is used. If there is no default record type for the context user, the Salesforce default record type is used.	Optional	50.0
restrictColumnsToLayout	Boolean	Indicates whether to retrieve metadata for only the list columns in the page layout ( <code>true</code> ) or all columns ( <code>false</code> ). The default value is <code>true</code> . To further filter columns, also use <code>fields</code> and <code>optionalFields</code> .	Optional	57.0

### Response Body

[Related List Info](#)

## Get Related List Record Count

Returns the record count for a related list.

### Resource

```
/ui-api/related-list-count/{parentRecordId}/{relatedListId}
```

- `parentRecordId`—The ID of the record you want to get related lists for.
- `relatedListId`—The ID of a supported related list for that object.

### Available Version

50.0

### HTTP Method

GET

**Example**

To get the number of records in the Contracts related list for the account 001RM000003UNu6YAG, make this request.

```
/services/data/v63.0/ui-api/related-list-count/001RM000003UNu6YAG/Contracts
```

**Request Parameters**

Parameter Name	Type	Description	Required or Optional	Available Version
maxCount	Integer	The maximum number of records to return. The default value is 20.	Optional	50.0

**Response Body**

[Related List Record Count](#)

## Get a Batch of Related List Metadata

Returns metadata for a batch of related lists in a page layout.

**Resource**

```
/ui-api/related-list-info/batch/${parentObjectName}/${relatedListNames}
```

- `parentObjectName`—A [supported](#) object, such as Account.
- `relatedListNames`—Comma-separated IDs of supported related lists for that object.

**Available Version**

50.0

**HTTP Method**

GET

**Example**

To get information about the Contracts and Work Orders related lists for the Account object, make this request.

```
GET /services/data/v63.0/ui-api/related-list-info/batch/Account/Contracts,WorkOrders
```

**Request Parameters**

Parameter Name	Type	Description	Required or Optional	Available Version
recordTypeId	Id	The ID of the record type (RecordType object) for the record. If not provided, the default record type is used.	Optional	50.0

**Response Body**

[Simplified Batch Results](#)

## Get a Batch of Related List Records with URL Parameters

Returns record data for a batch of related lists via URL parameters.

### Resources

```
/ui-api/related-list-records/batch/${parentRecordId}/${relatedListIds}
```

- `parentRecordId`—The ID of the record you want to get related lists for.
- `relatedListIds`—Comma-separated IDs of supported related lists for the specified record.

### Available Version

50.0

### HTTP Method

GET

### Example

To get metadata for the Contracts related list for the account record 001RM000003UNu6YAG, make this request:


```
/services/data/v63.0/ui-api/related-list-records/batch/001RM000003UNu6YAG/Contracts,WorkOrders
```

### Request Parameters



**Note:** To get record data for a batch of related lists without using complex URL parameters, you can use the POST method and enter request parameters in the request body. See [Get a Batch of Related List Records with a Request Body](#).

Parameter Name	Type	Description	Required or Optional	Available Version
<code>fields</code>	String[]	Fields queried for the records returned. These fields are included in the response body and don't create visible columns. If the field isn't available to the user, an error occurs.	Optional	50.0
<code>optionalFields</code>	String[]	Additional fields queried for the records returned. These fields are included in the response body and don't create visible columns. If the field isn't available to the user, no error occurs and the field isn't included in the records.	Optional	50.0
<code>pageSize</code>	Integer	The number of records from all lists in the request viewed at one time. The default value is 50. Value can be 1–1999.	Optional	50.0
<code>sortBy</code>	String[]	The API names of the fields the related list is sorted by. If the name is preceded with <code>-</code> , the sort order is descending. For example, <code>Name</code> sorts by name in ascending order. <code>-CreatedDate</code> sorts by created date in descending order.  In API version 63.0 and later, you can sort by up to five fields. If a field is invalid or	Optional	50.0

Parameter Name	Type	Description	Required or Optional	Available Version
		isn't accessible to the context user, this parameter is ignored, but no error occurs.		
where	String	 <b>Note:</b> The where parameter isn't supported for GET requests.	Optional	55.0

**Response Body**[Simplified Batch Representation](#)

## Get a Batch of Related List Records with a Request Body

Returns record data for a batch of related lists. This resource uses the POST method to let you enter request parameters in the request body instead of the URL.

**Resources**

```
/ui-api/related-list-records/batch/${parentRecordId}
```

- `parentRecordId`—The ID of the record you want to get a batch of related lists for.

**Available Version**

55.0

**HTTP Method**

POST

**Example**

To get record data for the Contacts and Opportunities related lists for the account record 001xx000003GYOpAAO, use the following request.

```
POST /ui-api/related-list-records/batch/001xx000003GYOpAAO
```

```
{
  "relatedListParameters":
  [
    {
      "relatedListId": "Contacts",
      "fields": ["Name", "Id", "Birthdate"],
      "optionalFields": ["Email"],
      "sortBy": ["CreatedDate"],
      "pageSize": 10,
      "where": "{ Account: { AnnualRevenue: { gt: 10000000 } } }"
    },
    {
      "relatedListId": "Opportunities",
      "fields": ["Name", "Id"],
      "optionalFields": ["Email"],
      "sortBy": ["CreatedDate"],
      "pageSize": 10,

```

```
{
  "where": "{ Account: { AnnualRevenue: { gt: 10000000 } } }"
}
```

**Request Parameters**

Parameter Name	Type	Description	Required or Optional	Available Version
listRecordsQuery	<a href="#">Related List Records Batch Input</a>	The record data for a batch of related lists.	Required	55.0

**Response Body**[Simplified Batch Results](#)

## Get a Batch of Related List Record Counts

Returns the record count for a batch of related lists.

**Resource**

```
/ui-api/related-list-count/batch/${parentRecordId}/${relatedListIds}
```

- `parentRecordId`—The ID of the record you want to get related lists for.
- `relatedListIds`—Comma-separated IDs of supported related lists for that object.

**Available Version**

50.0

**HTTP Method**

GET

**Example**

To get the number of records in the Contracts related list for the account 001RM000003UNu6YAG, make this request.

```
/services/data/v63.0/ui-api/related-list-count/batch/001RM000003UNu6YAG/Contracts,WorkOrders
```

**Request Parameters**

Parameter Name	Type	Description	Required or Optional	Available Version
maxCount	Integer	The maximum number of records to return. The default value is 20.	Optional	50.0

**Response Body**[Simplified Batch Results](#)

## Update Related List Metadata

Update metadata for a related list in a page layout.

Resource

```
/ui-api/related-list-info/${parentObjectApiName}/${relatedListId}
```

- parentObjectApiName—A supported object, such as Account.
- relatedListId—The ID of a supported related list for that object, such as Contracts.

Available Version

50.0

HTTP Method

PATCH

Example

This example uses a request body to update the metadata for the Contracts related list for the Account object:

```
PATCH /services/data/v63.0/ui-api/related-list-info/Account/Contracts

{
  "orderByInfo" : [{
    "fieldApiName": "Name",
    "isAscending" : true
  }],
  "userPreferences" : {
    "columnWidths" : {
      "Name" : -1
    },
    "columnWrap" : {
      "Name" : false
    }
  }
}
```

Request Body

Parameter Name	Type	Description	Required or Optional	Available Version
recordTypeId	Id	The ID of the record type (RecordType object) for the record. If not provided, the default record type is used.	Optional	50.0
relatedList InfoInput	Related List Input	The updated related list metadata.	Required	50.0

Response Body

Related List Info

# Get Related List User Preferences

Returns user preferences for a related list.

**Resource**

```
/ui-api/related-list-preferences/${preferencesId}
```

- `preferencesId`—The ID of user preferences for a related list, for example, `Account.RelatedContactList`.

**Available Version**

57.0

**HTTP Method**

GET

**Example**

To get information about user preferences for a Contact related list on an Account, make this request.

```
GET /services/data/v63.0/ui-api/related-list-preferences/Account.RelatedContactList
```

**Response Body**[Related List User Preferences](#)

## Get a Batch of Related List User Preferences

Returns a batch of user preferences for a related list.

**Resource**

```
/ui-api/related-list-preferences/batch/${preferencesIds}
```

- `preferencesIds`—A comma-delimited set of related list user preference IDs, such as `Account.RelatedContactList`.

**Available Version**

57.0

**HTTP Method**

GET

**Example**

To get user preferences for the Contact and Opportunity related lists on an Account, make this request.

```
GET /services/data/v63.0/ui-api/related-list-preferences/batch/Account.RelatedContactList,Account.RelatedOpportunityList
```

**Response Body**[Simplified Batch Results](#)

## Update Related List User Preferences

Updates user preferences for a related list.

**Resource**

```
/ui-api/related-list-preferences/${preferencesId}
```

- `preferencesId`—The ID of user preferences for a related list, for example, `Account.RelatedContactList`.

**Available Version**

57.0



HTTP Method

PATCH

Example

To update user preferences for a Contact related list on an Account, use this request with a request body.

```
PATCH /services/data/v63.0/ui-api/related-list-preferences/Account.RelatedContactList

{
  "columnWidths" : {
    "Name" : 200
  },
  "columnWrap" : {
    "Name" : false
  },
  "orderBy" : [{
    "fieldApiName": "Name",
    "isAscending" : true
  }]
}
```

Request Parameters

Parameter Name	Type	Description	Required or Optional	Available Version
relatedListUser PreferencesInput	<a href="#">Related List User Preferences Input</a>	The related list user preferences to update.	Required	57.0

Response Body

[Related List User Preferences](#)

# Apps

Use these resources to get data and metadata for apps displayed in the Salesforce UI.

[Get Apps](#)

Get metadata for all the apps a user has access to. Metadata for the selected app includes tabs on the app’s navigation bar. Metadata for other apps doesn’t include tabs on the navigation bar.

[Get an App](#)

Get the metadata for an app.

[Update Last Selected App](#)

Returns metadata for an app, and saves an app as the last selected for a user.

[Get Last Selected App](#)

Retrieves the app the current user last selected or the app the user sees by default.

[Get Personalized Navigation Items](#)

Get a user’s personalized navigation items (tabs).

[Get All Navigation Items](#)

Gets all navigation items (tabs) that the user has access to.

[Update Personalized Navigation Items](#)

Updates the order of a user's personalized navigation items (tabs) and adds a navigation item to the list in the order specified.

## Get Apps

Get metadata for all the apps a user has access to. Metadata for the selected app includes tabs on the app's navigation bar. Metadata for other apps doesn't include tabs on the navigation bar.

### Resource

```
/ui-api/apps
```

### Available Version

43.0

### HTTP Method

GET

### Example

As an example, let's say that the user has access to three apps: Service, Marketing, and Bolt Solutions. To get metadata for all the apps, make this request:

```
GET /services/data/v63.0/ui-api/apps?formFactor=Large
```

The request returns metadata for the apps and their associated navigation tabs.

### Request Parameters

Parameter Name	Type	Description	Required or Optional	Available Version
formFactor	String	The form factor for each app that the user has access to. <ul style="list-style-type: none"><li>• <code>Large</code>—App supports the desktop display size.</li><li>• <code>Medium</code>—App supports the tablet display size.</li><li>• <code>Small</code>—App supports the phone display size.</li></ul>	Required	43.0
userCustomizations	Boolean	If <code>true</code> , gets custom and standard navigation tabs. If <code>false</code> , gets only standard navigation tabs.	Optional	43.0

**Response Body**  
[Apps](#)

SEE ALSO:  
[App](#)  
[Apps](#)  
[Manage Apps](#)

## Get an App

Get the metadata for an app.

**Resource**

```
/ui-api/apps/${appId}
```

**Available Version**  
43.0

**HTTP Method**  
GET

**Example**

As an example, let’s say that the user has an app with an ID of 06mRM000000AFIrYAO. To get metadata for this app, make this request:

```
GET /services/data/v63.0/ui-api/apps/06mRM000000AFIrYAO?formFactor=Large
```

The request returns metadata for the app and its associated navigation tabs.

**Request Parameters**

Parameter Name	Type	Description	Required or Optional	Available Version
formFactor	String	The form factor for each app that the user has access to. <ul style="list-style-type: none"><li>Large—App supports the desktop display size.</li><li>Medium—App supports the tablet display size.</li><li>Small—App supports the phone display size.</li></ul>	Required	43.0
userCustomizations	Boolean	If true, gets custom and standard navigation tabs. If false, gets only standard navigation tabs.	Optional	43.0

**Response Body**  
[App](#)

## Update Last Selected App

Returns metadata for an app, and saves an app as the last selected for a user.

### Resource

```
/ui-api/apps/${appId}
```

### Available Version

43.0

### HTTP Method

PATCH

### Example

As an example, let's say that the user has an app with an ID of 06mRM000000AFIrYAO. To get metadata for this app, make this request:

```
PATCH /services/data/v63.0/ui-api/apps/06mRM000000AFIrYAO?formFactor=Large
```

The PATCH request doesn't require a request body. The request returns metadata for the app and its associated navigation tabs. It also updates the last selected app to be this app.

### Request parameters for PATCH

Parameter Name	Type	Description	Required or Optional	Available Version
formFactor	String	The form factor for each app that the user has access to. <ul style="list-style-type: none"><li>• <b>Large</b>—App supports the desktop display size.</li><li>• <b>Medium</b>—App supports the tablet display size.</li><li>• <b>Small</b>—App supports the phone display size.</li></ul>	Required	43.0

### Response body for PATCH

[App](#)

## Get Last Selected App

Retrieves the app the current user last selected or the app the user sees by default.

### Resource

```
/ui-api/apps/selected
```

### Available Version

43.0

### HTTP Method

GET

### Example

To get metadata for the last selected app, make this request:

```
GET /services/data/v63.0/ui-api/apps/selected?formFactor=Large
```

The request returns metadata for the app and its associated navigation items.

### Request Parameters

Parameter Name	Type	Description	Required or Optional	Available Version
formFactor	String	The form factor for each app that the user has access to. <ul style="list-style-type: none"><li>• <b>Large</b>—App supports the desktop display size.</li><li>• <b>Medium</b>—App supports the tablet display size.</li><li>• <b>Small</b>—App supports the phone display size.</li></ul>	Required	43.0
userCustomizations	Boolean	If <b>true</b> , gets custom and standard navigation tabs. If <b>false</b> , gets only standard navigation tabs.	Optional	43.0

### Response Body

[App](#)

## Get Personalized Navigation Items

Get a user's personalized navigation items (tabs).

### Resource

```
/ui-api/apps/${appId}/user-nav-items
```

### Available Version

43.0

### HTTP Method

GET

### Example

To get a user's personalized navigation tabs for an app, make this request using the app ID:

```
GET /services/data/v63.0/ui-api/apps/06mRM000000AFIrYAO/user-nav-items
```

The request returns metadata for the personalized navigation tabs associated with this app.

```
{
  "navItems" : [
    {
      "availableInClassic" : true,
```

```

    "availableInLightning" : true,
    "color" : "50E3C2",
    "content" : "https://yourInstance.salesforce.com/0WO/o",
    "custom" : false,
    "developerName" : "standard-WorkOrder",
    "iconUrl" :
"https://yourInstance.salesforce.com/img/icon/t4v35/standard/work_order_120.png",
    "id" : "0QkR000000004CvtKAE",
    "itemType" : "Entity",
    "label" : "Work Orders",
    "objectApiName" : "WorkOrder",
    "pageReference" : {
      "attributes" : {
        "objectApiName" : "WorkOrder",
        "actionName" : "home"
      },
      "state" : { },
      "type" : "standard__objectPage"
    },
    "standardType" : null
  }, {
    "availableInClassic" : true,
    "availableInLightning" : true,
    "color" : "83B6FF",
    "content" :
"https://yourInstance.salesforce.com/_ui/core/chatter/groups/GroupListPage",
    "custom" : false,
    "developerName" : "standard-CollaborationGroup",
    "iconUrl" :
"https://yourInstance.salesforce.com/img/icon/t4v35/standard/groups_120.png",
    "id" : "0QkR000000002R3KAI",
    "itemType" : "Standard",
    "label" : "Groups",
    "objectApiName" : "CollaborationGroup",
    "pageReference" : {
      "attributes" : {
        "objectApiName" : "CollaborationGroup",
        "actionName" : "home"
      },
      "state" : { },
      "type" : "standard__objectPage"
    },
    "standardType" : "Groups"
  }, {
    "availableInClassic" : true,
    "availableInLightning" : true,
    "color" : "2ECBBE",
    "content" : "https://yourInstance.salesforce.com/000/o",
    "custom" : false,
    "developerName" : "standard-report",
    "iconUrl" :
"https://yourInstance.salesforce.com/img/icon/t4v35/standard/report_120.png",
    "id" : "0QkR000000007UxKAI",
    "itemType" : "Standard",

```

```
    "label" : "Reports",
    "objectApiName" : "Report",
    "pageReference" : {
      "attributes" : {
        "objectApiName" : "Report",
        "actionName" : "home"
      },
      "state" : { },
      "type" : "standard__objectPage"
    },
    "standardType" : "Reports"
  } ]
}
```

Request Parameters

Parameter Name	Type	Description	Required or Optional	Available Version
formFactor	String	The form factor for each app that the user has access to. <ul style="list-style-type: none"><li>• Large—App supports the desktop display size.</li><li>• Medium—App supports the tablet display size.</li><li>• Small—App supports the phone display size.</li></ul>	Optional	43.0

Response Body

[Navigation Items](#)

# Get All Navigation Items

Gets all navigation items (tabs) that the user has access to.

Resource

```
/ui-api/nav-items
```

Available Version

45.0

HTTP Method

GET

Example

To get all navigation tabs for an app, make this request:

```
GET /services/data/v63.0/ui-api/nav-items?page=3&pageSize=2
```

The request returns metadata for all navigation tabs associated with this app.

```
{
  "currentPageUrl": "/services/data/v63.0/ui-api/nav-items?page=3&pageSize=2"
  "navItems": [{
    "availableInClassic": true,
    "availableInLightning": true,
    "color": "EF7EAD",
    "content": "home__desktopDefault",
    "custom": false,
    "developerName": "standard-home",
    "iconUrl":
"https://yourInstance.salesforce.com/img/icon/t4v35/standard/home_120.png",
    "id": null,
    "itemType": "Standard",
    "label": "Home",
    "objectApiName": "Home",
    "pageReference": {
      "attributes": {
        "pageName": "home"
      },
      "state": {},
      "type": "standard__namedPage"
    },
    "standardType": "Home"
  }, {
    "availableInClassic": false,
    "availableInLightning": true,
    "color": "489DD0",
    "content": null,
    "custom": false,
    "developerName": "standard-Feed",
    "iconUrl":
"https://yourInstance.salesforce.com/img/icon/t4v35/standard/feed_120.png",
    "id": null,
    "itemType": "Standard",
    "label": "Chatter",
    "objectApiName": "Feed",
    "pageReference": {
      "attributes": {
        "pageName": "chatter"
      },
      "state": {},
      "type": "standard__namedPage"
    },
    "standardType": "Feed"
  }],
  "nextPageUrl": "/services/data/v63.0/ui-api/nav-items?page=4&pageSize=2"
}
```



**Request Parameters**

Parameter Name	Type	Description	Required or Optional	Available Version
formFactor	String	The response includes navigation items that support this form factor. One of these values: <ul style="list-style-type: none"><li>• <code>Large</code>—Desktop display size.</li><li>• <code>Medium</code>—Tablet display size.</li><li>• <code>Small</code>—Phone display size.</li></ul>	Optional	45.0
navItemNames	String[]	A comma delimited list of <a href="#">TabDefinition</a> name values to include in the response.	Optional	49.0
page	Int	The page offset from which to begin returning nav items. The default value is 0, which returns nav items from the first page. For example, for <code>page=2</code> and <code>pageSize=10</code> , the first nav item returned is the 21st nav item in the list.	Optional	45.0
pageSize	Int	The maximum number of nav items to return on a page. The default value is 25.	Optional	45.0

**Response Body**[Navigation Items](#)

## Update Personalized Navigation Items

Updates the order of a user's personalized navigation items (tabs) and adds a navigation item to the list in the order specified.

**Resource**

```
/ui-api/apps/{appId}/user-nav-items
```

**Available Version**

47.0

**HTTP Method**

PUT

**Example**

To update the order that navigation items display in an app and add an item to the list, make this request using the app's ID.

```
PUT /services/data/v63.0/ui-api/apps/06mRM000000U6pOYAS/user-nav-items
```

The request body contains the list of navigation items in the order they should appear. To add a navigation item, include a `pageReference` describing the item.

```
{
  "navItems": [{
```

```

    "id": "0QkRM000000581N0AQ"
  }, {
    "id": "0QkRM000000581R0AQ",
    "label": "My Top Account"
  }, {
    "pageReference": {
      "type": "standard__objectPage",
      "attributes": {
        "objectApiName": "Dashboard",
        "actionName": "home"
      },
      "state": {}
    }
  }
}]
}

```

The request returns metadata for the navigation items associated with this app.

```

{
  "currentPageUrl":
"/services/data/v63.0/ui-api/apps/06mRM000000U6pOYAS/user-nav-items?formFactor=large",
  "navItems": [{
    "availableInClassic": true,
    "availableInLightning": true,
    "color": "2ECBBE",
    "content": "https://yourinstance.salesforce.com/000/o",
    "custom": false,
    "developerName": "standard-report",
    "iconUrl":
"https://yourinstance.salesforce.com/img/icon/t4v35/standard/report_120.png",
    "id": "0QkRM000000581N0AQ",
    "itemType": "Entity",
    "label": "Cars",
    "objectApiName": "Car__c",
    "objectLabel": "Car",
    "objectLabelPlural": "Cars",
    "pageReference": {
      "attributes": {
        "objectApiName": "Car__c",
        "actionName": "home"
      },
      "state": {},
      "type": "standard__objectPage"
    },
    "standardType": null
  }, {
    "availableInClassic": false,
    "availableInLightning": true,
    "color": "7F8DE1",
    "content": "001RM000004QlpqYAC",
    "custom": true,
    "developerName": null,
    "iconUrl":
"https://yourinstance.salesforce.com/img/icon/t4v35/standard/account_120.png",
    "id": "0QkRM000000581R0AQ",

```

```

    "itemType": "Record",
    "label": "My Top Account",
    "objectApiName": "Account",
    "objectLabel": "Account",
    "objectLabelPlural": "Accounts",
    "pageReference": {
      "attributes": {
        "recordId": "001RM000004QlpqYAC",
        "objectApiName": "Account",
        "actionName": "view"
      },
      "state": {},
      "type": "standard__recordPage"
    },
    "standardType": null
  }, {
    "availableInClassic": true,
    "availableInLightning": true,
    "color": "EF6E64",
    "content": "https://yourinstance.salesforce.com/01Z/o",
    "custom": false,
    "developerName": "standard-Dashboard",
    "iconUrl":
    "https://yourinstance.salesforce.com/img/icon/t4v35/standard/dashboard_120.png",
    "id": "0QkRM00000058110AA",
    "itemType": "Standard",
    "label": "Dashboards",
    "objectApiName": "Dashboard",
    "objectLabel": "Dashboard",
    "objectLabelPlural": "Dashboards",
    "pageReference": {
      "attributes": {
        "objectApiName": "Dashboard",
        "actionName": "home"
      },
      "state": {},
      "type": "standard__objectPage"
    },
    "standardType": "Dashboards"
  }],
  "nextPageUrl": null
}

```

### Request Body

Name	Type	Description	Required or Optional	Available Version
navItems	<a href="#">Navigation Item Collection Input</a> on page 169	A list of navigation items (tabs) in the updated order they should appear. The updated order persists across desktop and mobile environments.	Required	47.0

**Response Body**[Navigation Items](#)

## Get Active Theme

---

Get a Salesforce org's active theme. A theme uses colors, images, and banners to change the overall appearance of Salesforce. Administrators can define themes and switch themes to provide a different look. The User Interface API response matches the Admin's selection.

**Resources**

```
/ui-api/themes/active
```

**Available Version**

42.0

**HTTP Methods**

GET

**Response Body**[Theme](#)

## CHAPTER 4 User Interface API Request Bodies

The successful execution of a request to a resource can return a response body in JSON format.

A request to a resource always returns an [HTTP response code](#), whether the request was successful or not.

### [Action Input](#)

Get the actions on related lists on a record detail page.

### [Action Related List Single Batch Input](#)

Get the actions on a batch of related lists for a record.

### [Action Related Lists Batch Input](#)

Get the actions on a batch of related lists for a record.

### [Batch Record Input](#)

A description of multiple operations for a request to create, update, or delete a batch of records.

### [Batch Operation Input](#)

Represents the operation type and record data to create, update, and delete in a batch.

### [Favorite Batch Collection Input](#)

A collection of all the favorites in a batch. Pass this request body to update a batch of favorites.

### [Favorite Batch Input](#)

Represents a single favorite when updating favorites in batch.

### [Favorite Input](#)

A favorite to create or update.

### [List Filter By Info Input](#)

List filter by info to update or create.

### [List Info Input](#)

Info to update a list.

### [List Info Post Input](#)

Info to create a list.

### [List Order By Input](#)

Information describing how to order a related list. This request body supports sorting related lists only by one field. Use this request body to update a related list.

### [List Preferences Input](#)

List preferences to update.

### [List Records Input](#)

Record data to query for a list view.

[List Scope Input](#)

List scope to update or create.

[List User Preference Input](#)

A related list user preferences to update.

[Lookup Post Input](#)

Get lookup field suggestions.

[Navigation Item Collection Input](#)

A collection of all the navigation items (tabs) for an app. Pass this request body to get or update a user's personalized navigation items.

[Navigation Item Input](#)

Represents the list of navigation items in the order that you want them to appear in the app.

[Page Reference Input](#)

To add a navigation item, include a `pageReference`. A `pageReference` is a JSON object that describes the navigation item's page type, its attributes, and the state of the page.

[Perform Action Input](#)

Perform a quick action that creates or updates a record.

[Record Input](#)

A description of a record to use in a request to create or update a record.

[Related List Input](#)

A related list to update.

[Related List Records Input](#)

Get record data for up to 1,999 records in a related list.

[Related List Records Batch Input](#)

Get record data for a batch of related lists.

[Related List User Preferences Input](#)

User preferences to update for a related list.

## Action Input

---

Get the actions on related lists on a record detail page.

### JSON example

To get information about related list actions on a record detail page, use this request with a request body.

```
POST /services/data/v63.0/ui-api/actions/record/001R0000003IDlwIAG/related-list
```

```
{
  "apiNames": ["New"],
  "retrievalMode": "All"
}
```

## Properties

Parameter Name	Type	Description	Required or Optional	Available Version
<code>actionTypes</code>	<code>String[]</code>	<p>The action type. One or more of these values:</p> <ul style="list-style-type: none"> <li>• <code>CustomButton</code>—A button that opens a URL or Visualforce page or executes JavaScript.</li> <li>• <code>ProductivityAction</code>—A pre-defined Salesforce action, attached to a limited set of objects.</li> <li>• <code>QuickAction</code>—A global or object-specific action.</li> <li>• <code>StandardButton</code>—A pre-defined Salesforce button, such as <b>New</b>, <b>Edit</b>, and <b>Delete</b>.</li> </ul>	Optional	57.0
<code>apiNames</code>	<code>String[]</code>	The API names of one or more actions to be retrieved. Use this parameter only when passing <code>retrievalMode=All</code> .	Optional	57.0
<code>formFactor</code>	<code>String</code>	<p>The layout display size. One of these values:</p> <ul style="list-style-type: none"> <li>• <code>Large</code>—(Default) Use this value to get a layout for desktop display size.</li> <li>• <code>Medium</code>—Use this value to get a layout for tablet display size.</li> <li>• <code>Small</code>—Use this value to get a layout for phone display size.</li> </ul>	Optional	57.0
<code>retrievalMode</code>	<code>String</code>	<p>When the action context is <code>Record</code>, this parameter indicates which actions to retrieve from the record page. One of these values:</p> <ul style="list-style-type: none"> <li>• <code>All</code>—Retrieves all actions specified in the <code>apiNames</code> parameter.</li> <li>• <code>PageLayout</code>—(Default) Retrieves actions from the page layout.</li> </ul>	Optional	57.0

Parameter Name	Type	Description	Required or Optional	Available Version
sections	String[]	The section of the user interface that the actions reside in. One or more of these values: <ul style="list-style-type: none"><li>• ActivityComposer</li><li>• CollaborateComposer</li><li>• Page</li><li>• SingleActionLinks</li></ul>	Optional	57.0

SEE ALSO:

[Get Related List Actions with a Request Body](#)

## Action Related List Single Batch Input

Get the actions on a batch of related lists for a record.

### JSON example

To get information about the actions for the Contacts and Opportunities related lists on an Account record page, use this request with parameters in a request body.

```
POST /services/data/v63.0/ui-api/actions/record/001R0000003IDlwIAG/related-list/batch
```

```
{
  "relatedListsActionParameters":
  [
    {
      "relatedListId": "Contacts",
      "apiNames": [ "New" ],
      "retrievalMode": "All"
    },
    {
      "relatedListId": "Opportunities",
      "apiNames": [ "New" ],
      "retrievalMode": "All"
    }
  ]
}
```



## Properties

Parameter Name	Type	Description	Required or Optional	Available Version
<code>actionTypes</code>	<code>String[]</code>	<p>The action type. One or more of these values:</p> <ul style="list-style-type: none"> <li>• <code>CustomButton</code>—A button that opens a URL or Visualforce page or executes JavaScript.</li> <li>• <code>ProductivityAction</code>—A pre-defined Salesforce action, attached to a limited set of objects.</li> <li>• <code>QuickAction</code>—A global or object-specific action.</li> <li>• <code>StandardButton</code>—A pre-defined Salesforce button, such as <b>New</b>, <b>Edit</b>, and <b>Delete</b>.</li> </ul>	Optional	57.0
<code>apiNames</code>	<code>String[]</code>	The API names of one or more actions to be retrieved. Use this parameter only when passing <code>retrievalMode=All</code> .	Optional	57.0
<code>formFactor</code>	<code>String</code>	<p>The layout display size. One of these values:</p> <ul style="list-style-type: none"> <li>• <code>Large</code>—(Default) Use this value to get a layout for desktop display size.</li> <li>• <code>Medium</code>—Use this value to get a layout for tablet display size.</li> <li>• <code>Small</code>—Use this value to get a layout for phone display size.</li> </ul>	Optional	57.0
<code>relatedListId</code>	<code>String</code>	The ID of the related list.	Optional	57.0
<code>retrievalMode</code>	<code>String</code>	<p>When the action context is <code>Record</code>, this parameter indicates which actions to retrieve from the record page. One of these values:</p> <ul style="list-style-type: none"> <li>• <code>All</code>—Retrieves all actions specified in the <code>apiNames</code> parameter.</li> <li>• <code>PageLayout</code>—(Default) Retrieves actions from the page layout.</li> </ul>	Optional	57.0

Parameter Name	Type	Description	Required or Optional	Available Version
sections	String[]	The section of the user interface that the actions reside in. One or more of these values: <ul style="list-style-type: none"><li>• ActivityComposer</li><li>• CollaborateComposer</li><li>• Page</li><li>• SingleActionLinks</li></ul>	Optional	57.0

SEE ALSO:

[Get a Batch of Related List Actions with a Request Body](#)

## Action Related Lists Batch Input

Get the actions on a batch of related lists for a record.

### JSON example

To get information about the actions for the Contacts and Opportunities related lists on an Account record page, use this request with parameters in a request body.

```
POST /services/data/v63.0/ui-api/actions/record/001R0000003IDlwIAG/related-list/batch
```

```
{
  "relatedListsActionParameters":
  [
    {
      "relatedListId": "Contacts",
      "apiNames": [ "New" ],
      "retrievalMode": "All"
    },
    {
      "relatedListId": "Opportunities",
      "apiNames": [ "New" ],
      "retrievalMode": "All"
    }
  ]
}
```

**Properties**

Parameter Name	Type	Description	Required or Optional	Available Version
<del>relatedListActionParameters</del>	Action Related List Single Batch Input	Parameters for each related list in the batch request.	Required	57.0

SEE ALSO:

[Get a Batch of Related List Actions with a Request Body](#)

## Batch Record Input

A description of multiple operations for a request to create, update, or delete a batch of records.

**Example**

```
POST /ui-api/records/batch
```

```
{
  "allOrNone": false,
  "operations": [
    {
      "type": "CREATE",
      "records": [
        {
          "apiName": "Account",
          "fields": {
            "Name": "ACCOUNT 1"
          }
        },
        {
          "apiName": "Contact",
          "fields": {
            "LastName": "Smith"
          }
        }
      ]
    },
    {
      "type": "Update",
      "records": [
        {
          "fields": {
            "Id": "001xx000003Gaf9AAC",
            "NumberOfEmployees": 1000
          }
        }
      ]
    },
    {
      "type": "Delete",
```

```
    "records": [
      {
        "fields": {
          "Id": "001xx000003GanDAAS"
        }
      }
    ]
  }
}
```

### Properties

Name	Type	Description	Required or Optional	Available Version
allOrNone	Boolean	Specifies whether to stop processing the request and rollback any changes when the request encounters an error. The default is <code>true</code> .	Optional	59.0
operations	<a href="#">Batch Operation Input</a> []	A description of records and operation types.	Required	59.0

## Batch Operation Input

Represents the operation type and record data to create, update, and delete in a batch.

### JSON example

```
"operations": [
  {
    "type": "CREATE",
    "records": [
      {
        "apiName": "Account",
        "fields": {
          "Name": "Global Media"
        }
      },
      {
        "apiName": "Contact",
        "fields": {
          "LastName": "Smith"
        }
      }
    ]
  },
  {
    "type": "UPDATE",
    "records": [
      {
        "fields": {
```

```
      "Id": "001xx000003Gaf9AAC",
      "NumberOfEmployees": 1000
    }
  ],
},
{
  "type": "DELETE",
  "records": [
    {
      "fields": {
        "Id": "001xx000003GanDAAS"
      }
    }
  ]
}
]
```

Properties

Name	Type	Description	Required or Optional	Available Version
type	String	The type of record operation. Valid values include: <ul style="list-style-type: none"><li>CREATE—<a href="#">Create a record or multiple records</a> on page 55.</li><li>UPDATE—<a href="#">Update a record or multiple records</a> on page 65.</li><li>DELETE—<a href="#">Delete a record or multiple records</a> on page 66.</li></ul>	Required	59.0
records	<a href="#">Record Input</a> []	A description of a record or multiple records to create, update, and delete.	Required	59.0

## Favorite Batch Collection Input

A collection of all the favorites in a batch. Pass this request body to update a batch of favorites.

JSON example

```
{
  favorites: [
    {
      id: "0MVR00000004DhnOAE",
      name: "Q4 Perf"
    }, {
      id: "0MVR00000004DhsOAE"
    }, {
      id: "0MVR00000004DiGOAU"
    }, {
```

```
{
  id: "0MVR000000001e2OAA",
  name: "Office Group"
}, {
  id: "0MVR000000004GG1OAM"
}]}
```

**Properties**

Name	Type	Description	Required or Optional	Available Version
favorites	<a href="#">Favorite Batch Input[]</a>	The list of favorites to keep and update.	Required	41.0

SEE ALSO:

[Update a Batch of Favorites](#)

## Favorite Batch Input

Represents a single favorite when updating favorites in batch.

**JSON example**

```
{
  favorites: [
    {
      id: "0MVR000000004DhnOAE",
      name: "Q4 Perf"
    }, {
      id: "0MVR000000004DhsOAE"
    }, {
      id: "0MVR000000004DiGOAU"
    }, {
      id: "0MVR000000001e2OAA",
      name: "Office Group"
    }, {
      id: "0MVR000000004GG1OAM"
    }
  ]
}
```

**Properties**

Name	Type	Description	Required or Optional	Available Version
id	String	The ID of the favorite.	Required	41.0

Name	Type	Description	Required or Optional	Available Version
name	String	The name of the favorite.	Required	41.0

SEE ALSO:

[Update a Batch of Favorites](#)

## Favorite Input

A favorite to create or update.

### JSON example

```
{
  name: "Most Important Accounts",
  sortOrder: 1
  target: "00BR0000000tTTwMAM",
  targetType: "ListView"
}
```

### Properties

Name	Type	Description	Required or Optional	Available Version
name	String	The name of the favorite.	You must specify either name or sortOrder. You may specify both.	41.0
sortOrder	Integer	The sort order of the favorite, from 1 to N.	You must specify either name or sortOrder. You may specify both.	41.0
target	String	The record, API name, or content being favorited.	Required in a POST request. Do not specify in a PATCH request.	41.0

Name	Type	Description	Required or Optional	Available Version
targetType	String	The type of favorite. One of these values: <ul style="list-style-type: none"><li>• <code>ListView</code>—A favorited list view.</li><li>• <code>ObjectHome</code>—A favorited object home.</li><li>• <code>Record</code>—A favorited record.</li><li>• <code>Tab</code>—A favorited tab.</li></ul>	Required in a POST request. Do not specify in a PATCH request.	41.0

SEE ALSO:

[Create a Favorite](#)

[Update a Favorite](#)

## List Filter By Info Input

List filter by info to update or create.

### JSON example

```
{
  "fieldApiName": "Name",
  "operandLabels": [ "This", "That"],
  "operator": "Equals"
}
```

### Properties

Name	Type	Description	Required or Optional	Available Version
fieldApiName	String	API name for the field used to filter the list.	Optional	61.0
operandLabels	String[]	Values (or label if one exists) used to filter the list.	Optional	61.0



Name	Type	Description	Required or Optional	Available Version
operator	String	Filter operator. Values are: <ul style="list-style-type: none"> <li>Contains</li> <li>Equals</li> <li>Excludes</li> <li>GreaterOrEqual</li> <li>GreaterThan</li> <li>Includes</li> <li>LessOrEqual</li> <li>LessThan</li> <li>NotContain</li> <li>NotEqual</li> <li>StartsWith</li> <li>Within</li> </ul>	Optional	61.0

SEE ALSO:

[List Info Post Input](#)

[List Info Input](#)

## List Info Input

Info to update a list.

### Example

This example uses a request body to update the metadata for a list view. The object API name is `Account` and the list view API name is `AllAccounts`.

```
PATCH /services/data/v63.0/ui-api/list-info/Account/AllAccounts
```

```
{
  "filteredByInfo": [
    {
      "fieldApiName": "Name",
      "operandLabels": [ "This", "That"],
      "operator": "Equals"
    },
    {
      "fieldApiName": "Phone",
      "operandLabels": [ "919"],
      "operator": "StartsWith"
    },
    {
      "fieldApiName": "AnnualRevenue",
      "operandLabels": [ "1000000"],

```

```

    "operator": "GreaterThan"
  }
],
"filterLogicString" : "(1 OR 2) AND 3",
"label": "Accounts opened this year",
"scope": {
  "apiName": "entity",
  "entityId": "00Gxx000000sjI8",
  "relatedEntityId": "701xx000003HZ7X"
},
"visibility": "Public"
}

```

### Properties

Name	Type	Description	Required or Optional	Available Version
displayColumns	String[]	Display columns (field API names) for the list.	Optional	61.0
filterLogicString	String	Filter logic string, such as (1 OR 2) and 3. Indexes start with 1.	Optional	61.0
filteredByInfo	<a href="#">List Filter By Info Input[]</a>	Filtering information for the list.	Optional	61.0
label	String	List's display label, for example, All Accounts.	Optional	61.0
listShares	String[]	Objects the list is shared with, if visibility is shared.	Optional	61.0
scope	<a href="#">List Scope Input</a>	Scope information for the list.	Optional	61.0
visibility	String	List's visibility. One of these values: <ul style="list-style-type: none"> <li>• Private</li> <li>• Public</li> <li>• Shared</li> </ul>	Optional	61.0

SEE ALSO:

[Update List View Metadata](#)

## List Info Post Input

Info to create a list.

**Example**

This example uses a request body to create the metadata for an account list view.

```
POST /services/data/v63.0/ui-api/list-info/Account
```

```
{
  "listViewApiName": "MyAccountListView",
  "filteredByInfo": [
    {
      "fieldApiName": "Name",
      "operandLabels": [ "This", "That"],
      "operator": "Equals"
    },
    {
      "fieldApiName": "Phone",
      "operandLabels": [ "919"],
      "operator": "StartsWith"
    },
    {
      "fieldApiName": "AnnualRevenue",
      "operandLabels": [ "1000000"],
      "operator": "GreaterThan"
    }
  ],
  "filterLogicString" : "(1 OR 2) AND 3",
  "label": "Accounts opened this year",
  "scope": {
    "apiName": "entity",
    "entityId": "00Gxx000000sjI8",
    "relatedEntityId": "701xx000003HZ7X"
  },
  "visibility": "Public"
}
```

**Properties**

Name	Type	Description	Required or Optional	Available Version
displayColumns	String[]	Display columns (field API names) for the list.	Optional	61.0
filterLogicString	String	Filter logic string, such as (1 OR 2) and 3. Indexes start with 1.	Optional	61.0
filteredByInfo	<a href="#">List Filter By Info Input[]</a>	Filtering information for the list.	Optional	61.0
label	String	List's display label, for example, All Accounts.	Optional	61.0
listShares	String[]	Objects the list is shared with, if visibility is shared.	Optional	61.0

Name	Type	Description	Required or Optional	Available Version
listViewApiName	String	API name for the list. This property is optional but strongly recommended. If unspecified, a default API name is generated.	Optional	61.0
scope	<a href="#">List Scope Input</a>	Scope information for the list.	Optional	61.0
visibility	String	List's visibility. One of these values: <ul style="list-style-type: none"><li>• Private</li><li>• Public</li><li>• Shared</li></ul>	Optional	61.0

SEE ALSO:

[Create a List View for an Object](#)

## List Order By Input

Information describing how to order a related list. This request body supports sorting related lists only by one field. Use this request body to update a related list.

### Example

This example uses a request body to update the metadata for the Contracts related list for the Account object:

```
PATCH /services/data/v63.0/ui-api/related-list-info/Account/Contracts
```

```
{
  "orderByInfo" : [{
    "fieldApiName": "Name",
    "isAscending" : true
  }],
  "userPreferences" : {
    "columnWidths" : {
      "Name" : -1
    },
    "columnWrap" : {
      "Name" : false
    }
  }
}
```

### Properties

Name	Type	Description	Required or Optional	Available Version
fieldApiName	String	The API name for the field.	Optional	50.0

Name	Type	Description	Required or Optional	Available Version
isAscending	Boolean	Indicates whether the list column is ascending or descending.	Optional	50.0

## SEE ALSO:

[Related List Input](#)[Related List User Preferences Input](#)[List Preferences Input](#)[Lookup Post Input](#)

## List Preferences Input

List preferences to update.

**Example**

This example updates list preferences for the All Accounts list view.

```
PATCH /services/data/v63.0/ui-api/list-preferences/Account/AllAccounts
```

```
{
  "columnWidths" : {
    "Name" : 200
  },
  "columnWrap" : {
    "Name" : false
  },
  "orderedBy" : [{
    "fieldApiName": "Name",
    "isAscending" : true
  }]
}
```

**Properties**

Name	Type	Description	Required or Optional	Available Version
columnWidths	Map<String, Integer>	Column width preferences to update. If you pass a null value, preferences reset to the default.	Optional	61.0
columnWrap	Map<String, Boolean>	Column wrap preferences to update. If you pass a null value, preferences reset to the default.	Optional	61.0

Name	Type	Description	Required or Optional	Available Version
orderBy	<a href="#">List Order By Input</a> []	Ordering preferences to update. If you pass a null value, preferences reset to the default.  In API version 63.0 and later, you can sort by up to five columns. In earlier versions, results are sorted by the first column.	Optional	61.0

SEE ALSO:

[Update List View Preferences](#)

## List Records Input

Record data to query for a list view.

### Example

This example uses a request body to query a list view named All Accounts.

```
POST /services/data/v63.0/ui-api/list-records/Account/AllAccounts
```

```
{
  "fields": ["Name", "Type", "AnnualRevenue", "CreatedDate"],
  "pageSize" : 10,
  "sortBy": ["CreatedDate"],
  "searchTerm" : "United",
  "where": "{AnnualRevenue: { gt: 1000000}}"
```

This example uses the special `__Recent` list view API name to get the record data for the most recently used (MRU) list view for accounts.

```
POST /services/data/v63.0/ui-api/list-records/Account/__Recent
```

### Properties

Name	Type	Description	Required or Optional	Available Version
fields	String[]	Additional fields queried for the records returned. These fields don't create visible columns. If the field isn't available to the user, an error occurs.	Optional	61.0
optionalFields	String[]	Additional fields queried for the records returned. These fields don't create visible columns. If the field isn't available to the user, no error occurs and the field isn't included in the records.	Optional	61.0

Name	Type	Description	Required or Optional	Available Version
pageSize	Integer	The number of list records viewed at one time. The default value is 50. Value can be 1–2000.	Optional	61.0
pageToken	String	A token that represents the page offset. To indicate where the page starts, use this value with the <code>pageSize</code> parameter. The maximum offset is 2000 and the default is 0.	Optional	61.0
searchTerm	String	Search term to filter the results. Wildcards are supported.	Optional	61.0
sortBy	String[]	The API names of the fields the list view is sorted by. If the name is preceded with <code>-</code> , the sort order is descending. For example, <code>Name</code> sorts by name in ascending order. <code>-CreatedDate</code> sorts by created date in descending order.  In API version 63.0 and later, you can sort by up to five fields.	Optional	61.0
where	String	The filter applied to returned records, in GraphQL syntax. For example, <code>{ and: [ { StageName: { eq: \"Prospecting\" } }, { Account: { Name: { eq: \"Dickenson plc\" } } } ] }</code> filters an Opportunity related list to show only opportunities in the Prospecting stage that are linked to the “Dickenson plc” account.	Optional	61.0

SEE ALSO:

[Get List View Records with a Request Body](#)

## List Scope Input

List scope to update or create.

### JSON example

```
{
  "apiName": "entity",
  "entityId": "00Gxx000000sjI8",
  "relatedEntityId": "701xx000003HZ7X"
}
```

**Properties**

Name	Type	Description	Required or Optional	Available Version
apiName	String	API name of the list's scope.	Optional	61.0
entityId	String	ID of the scope's entity.	Optional	61.0
relatedEntityId	String	ID of the related entity for the scope.	Optional	61.0

SEE ALSO:

[List Info Post Input](#)[List Info Input](#)

## List User Preference Input

A related list user preferences to update.

**Example**

This example uses a request body to update the metadata for the Contracts related list for the Account object:

```
PATCH /services/data/v63.0/ui-api/related-list-info/Account/Contracts
```

```
{
  "orderByInfo" : [{
    "fieldApiName": "Name",
    "isAscending" : true
  }],
  "userPreferences" : {
    "columnWidths" : {
      "Name" : -1
    },
    "columnWrap" : {
      "Name" : false
    }
  }
}
```

**Properties**

Name	Type	Description	Required or Optional	Available Version
columnWidths	Map<String, Integer>	Column width preferences. -1 indicates default width.	Optional	50.0



Name	Type	Description	Required or Optional	Available Version
columnWrap	Map<String, Boolean>	Indicates whether the column text wraps.	Optional	50.0

SEE ALSO:

[Related List Input](#)

## Lookup Post Input

Get lookup field suggestions.

### Example: Search Dependent Lookups for Suggestions using the request body

Some lookup fields have lookup filters that restrict their valid values by referencing fields on the source object. These fields are called dependent lookups. For example, you can filter the `Case Contact` field to show only contacts that are associated with the account selected in the `Case Account Name` field.

In the Salesforce UI, this lookup filter is `Contact Name: Account Name ID EQUALS Case: Account Name ID`. In the User Interface API, lookup filter information appears in the `filteredLookupInfo` property of the [Object Info](#) response body, which is returned from several resources, including `/ui-api/record-ui/{recordIds}`. If the `filteredLookupInfo` property is non-null, the field it describes is a dependent lookup.

In this example, the `Case` object's `ContactId` field has a `filteredLookupInfo` property containing a `controllingFields` property. The controlling field is `AccountId`. To restrict the lookup search, you must pass all controlling fields and their values to the lookups resource in the `sourceRecord` request body property.

```
"objectInfos" : {
  ...
  "Case" : {
    "apiName" : "Case",
    ...
    "fields" : {
      ...
      "ContactId" : {
        "apiName" : "ContactId",
        ...properties removed for space...
        "filteredLookupInfo" : {
          "controllingFields" : [ "AccountId" ],
          "dependent" : true,
          "optionalFilter" : false
        },
        ...
        "sortable" : true,
        "unique" : false,
        "updateable" : true
      },
      ...
    }
  },
  ...
}
```

To get the value for AccountId, look in the [Record](#) response body, which is returned from several resources, including [/ui-api/record-ui/{recordIds}](#). For example, to retrieve the value of the AccountId field present on the Case 500R0000000bKpBIAU:

```
GET /ui-api/records/500R0000000bKpBIAU?fields=Case.AccountId

{
  "apiName": "Case",
  "id": "500Z7000000bhdFIAQ",
  "fields": {
    "AccountId": {
      "displayValue": null,
      "value": "001R00000003IGOMIAW"
    }
  },
  ...Some properties removed for space...
}
```

To filter the suggestions for a dependent lookup, specify the names and values of the controlling fields in the `sourceRecord` request body property. (This example has one controlling field).

Request body:

```
POST /ui-api/lookups/case/ContactId
{
  "sourceRecord": {
    "fields": {
      "Id": "500Z7000000bhdFIAQ",
      "AccountId": "001R00000003IGOMIAW"
    }
  },
  "orderBy": [
    {
      "fieldApiName": "Name",
      "isAscending": true
    }
  ]
}
```

Properties

Name	Type	Description	Required or Optional	Available Version
orderBy	<a href="#">List Order By Input</a> <input type="checkbox"/>	Information describing how to order the results.	Optional	63.0

Name	Type	Description	Required or Optional	Available Version
sourceRecord	<a href="#">Record Input</a>	<p>The source record in which the lookup relationship field is being edited.</p> <p>The presence of the source record "Id" is required within the "fields" property. Accepted values are "null" when creating a new record and a valid record ID when updating an existing record.</p> <p>Some lookup fields have lookup filters that restrict the values they can accept by referencing fields on the source object. These fields are called dependent lookup fields or controlling fields. You must pass all controlling fields and their values to the lookups resource within the "fields" property.</p> <p>To know whether a field is a lookup controlling field, check the Object Info response body for a non-null filteredLookupInfo property. Get the field values from the Record response body. Both responses are returned from the /ui-api/record-ui/{recordId} resource.</p> <p>Properties "allowSaveOnDuplicate" and "apiName" are not used.</p>	Required	60.0

SEE ALSO:

[Get Lookup Field Suggestions With POST](#)

## Navigation Item Collection Input

A collection of all the navigation items (tabs) for an app. Pass this request body to get or update a user's personalized navigation items.

### JSON Example

```
{
  "navItems": [{
    "id": "0QkRM000000581N0AQ"
  }, {
    "id": "0QkRM000000581R0AQ",
    "label": "My Top Account"
  }, {
    "pageReference": {
      "type": "standard__objectPage",
      "attributes": {
        "objectApiName": "Dashboard",

```

```
      "actionName": "home"
    },
    "state": {}
  }
}]
}
```

Properties

Name	Type	Description	Required or Optional	Available Version
navItems	<a href="#">Navigation Item Input</a> on page 170	The list of navigation items in the order that you want them to appear in the app.	Required	47.0

SEE ALSO:  
[Update Personalized Navigation Items](#)

# Navigation Item Input

Represents the list of navigation items in the order that you want them to appear in the app.

Example

```
PUT /services/data/v63.0/ui-api/apps/06mRM000000U6pOYAS/user-nav-items

{
  "navItems": [{
    "id": "0QkRM000000581N0AQ"
  }, {
    "id": "0QkRM000000581R0AQ",
    "label": "My Top Account"
  }, {
    "pageReference": {
      "type": "standard__objectPage",
      "attributes": {
        "objectApiName": "Dashboard",
        "actionName": "home"
      },
      "state": {}
    }
  }]
}
```

Properties

Name	Type	Description	Required or Optional	Available Version
id	String	The ID of the navigation item to include.	Required	47.0

Name	Type	Description	Required or Optional	Available Version
label	String	The updated label for the navigation item in list views and records only.	Optional	47.0
pageReference	<a href="#">Page Reference Input</a> on page 171	The page reference of the navigation item to add to the list. You can add one page reference per request.	Optional	47.0

SEE ALSO:

[Get Personalized Navigation Items](#)

[Update Personalized Navigation Items](#)

## Page Reference Input

To add a navigation item, include a `pageReference`. A `pageReference` is a JSON object that describes the navigation item's page type, its attributes, and the state of the page.

### Example

```
PUT /services/data/v63.0/ui-api/apps/06mRM000000U6pOYAS/user-nav-items
```

The request body contains the list of navigation items in the order they should appear. To add a navigation item, include a `pageReference` describing the item.

```
{
  "navItems": [{
    "id": "0QkRM000000581N0AQ"
  }, {
    "id": "0QkRM000000581R0AQ",
    "label": "My Top Account"
  }, {
    "pageReference": {
      "type": "standard__objectPage",
      "attributes": {
        "objectApiName": "Dashboard",
        "actionName": "home"
      },
      "state": {}
    }
  }
}]
}
```

### Properties

Name	Type	Description	Required or Optional	Available Version
type	String	The page reference type generates a unique URL format and defines attributes	Required	47.0

Name	Type	Description	Required or Optional	Available Version
		that apply to all pages of that type. See <a href="#">PageReference Types</a> .		
attributes	Map<String, Object>	Map of values for each attribute specified by the page definition, for example, <code>objectAPIName</code> or <code>actionName</code> .	Required	47.0
state	Map<String, Object>	Map of conditional values that customize content on the page, such as <code>filterName</code> .	Optional	47.0

SEE ALSO:

[Navigation Item Input](#)

## Perform Action Input

Perform a quick action that creates or updates a record.

### JSON example

This example uses a request body to create a Contact for an Account.

```
POST /services/data/v63.0/ui-api/actions/perform-quick-action/Account.CreateContact
```

```
{
  "apiName": "Contact",
  "contextId": "001R0000003zKtEYAU",
  "fields": {
    "LastName": "Rogers"
    "Title": "VP, Facilities"
  }
}
```

### Properties

Name	Type	Description	Required or Optional	Available Version
allowSaveOnDuplicate	Boolean	Specifies whether to save a duplicate record ( <code>true</code> ), or not ( <code>false</code> ). The default value is <code>false</code> .	Optional	57.0
apiName	String	To API name of the object to create or update.	Required	57.0
contextId	String	The ID of the related record for the quick action.	Required for performing object-specific quick actions	57.0

Name	Type	Description	Required or Optional	Available Version
			Optional for performing global quick actions	
fields	Map<String, Object>	Map of field names to field values.	Required	57.0

SEE ALSO:

[Perform Quick Actions](#)

[Update a Record with a Quick Action](#)

## Record Input

A description of a record to use in a request to create or update a record.

### Example

```
POST /ui-api/records
```

```
{
  "apiName": "Account",
  "fields": {
    "Name": "Universal Containers"
  }
}
```

To provide an address, provide the individual fields as separate inputs. The compound field is only available in the response.

```
{
  "apiName": "Account",
  "fields" : {
    "Name": "Local Boxes",
    "BillingState": "WA",
    "BillingStreet" : "123 Main Street",
    "BillingCountry" : "USA"
  }
}
```

### Properties

Name	Type	Description	Required or Optional	Available Version
allowSaveOnDuplicate	Boolean	Specifies whether to save a duplicate record ( <code>true</code> ), or not ( <code>false</code> ). The default value is <code>false</code> .	Optional	43.0

Name	Type	Description	Required or Optional	Available Version
apiName	String	To create a record, specify the API name of an Object from which to create the record. To update a record, use <code>null</code> or don't pass this property.	Required to create a record.	41.0



Name	Type	Description	Required or Optional	Available Version
fields	Map<String, Object>	<p>Map of field names to field values.</p> <p>Format data types according to these rules:</p> <ul style="list-style-type: none"> <li>• <b>Address</b>—JSON String. Addresses are compound fields and must be broken up into their constituent fields. See the previous example.</li> <li>• <b>Boolean</b>—JSON Boolean, <code>true</code> or <code>false</code></li> <li>• <b>Currency</b>—JSON Number (for example, <code>67.54</code>)</li> <li>• <b>Date</b>—JSON string (for example, <code>2020-04-20</code>)</li> <li>• <b>DateTime</b>—JSON string in ISO 8601 format (for example, <code>2012-02-18T06:40:41.000Z</code>)</li> <li>• <b>Double</b>—JSON Number</li> <li>• <b>Email</b>—JSON String (for example, <code>joe@smith.com</code>)</li> <li>• <b>EncryptedString</b>—JSON String</li> <li>• <b>Int</b>—JSON Number</li> <li>• <b>Location</b>—JSON String. Location fields are compound fields and must be broken up into their constituent fields.</li> <li>• <b>MultiPicklist</b>—JSON String (for example, <code>Dog;Cat;Fish</code>).</li> <li>• <b>Percent</b>—JSON Number</li> <li>• <b>Phone</b>—JSON String</li> <li>• <b>Picklist</b>—JSON String</li> <li>• <b>Reference</b>—JSON String</li> <li>• <b>String</b>—JSON String</li> <li>• <b>TextArea</b>—JSON String</li> <li>• <b>Time</b>—JSON String in format <code>HH:MM:SS</code></li> <li>• <b>Url</b>—JSON String</li> </ul> <p>To specify the main record type, either don't specify the <code>RecordTypeId</code> field, or set it to <code>null</code>.</p>	Required	41.0

SEE ALSO:

- [Create or Clone a Record](#)
- [Update a Record](#)
- [Check for Duplicate Records](#)
- [Lookup Post Input](#)

# Related List Input

A related list to update.

Example

This example uses a request body to update the metadata for the Contracts related list for the Account object:

```
PATCH /services/data/v63.0/ui-api/related-list-info/Account/Contracts

{
  "orderByInfo" : [{
    "fieldApiName": "Name",
    "isAscending" : true
  }],
  "userPreferences" : {
    "columnWidths" : {
      "Name" : -1
    },
    "columnWrap" : {
      "Name" : false
    }
  }
}
```

Properties

Name	Type	Description	Required or Optional	Available Version
orderByInfo	<a href="#">List Order By Input</a> []	A related list's ordering information. In API version 63.0 and later, you can sort by up to five fields.	Optional	50.0
userPreferences	<a href="#">List User Preference Input</a>	A related list's user preferences.	Optional	50.0

SEE ALSO:

- [Update Related List Metadata](#)
- [List Order By Input](#)
- [List User Preference Input](#)

## Related List Records Input

Get record data for up to 1,999 records in a related list.

### JSON example

To get record data for the Contacts related list for the account record 001xx000003GYOpAAO, use the following request.

```
POST /ui-api/related-list-records/001xx000003GYOpAAO/Contacts

{
  "fields": ["Name", "Id", "Birthdate"],
  "optionalFields": ["Email"],
  "sortBy": ["CreatedDate"],
  "pageSize": 10,
  "where": "{ Account: { AnnualRevenue: { gt: 10000000 } } }"
```

### Properties

Parameter Name	Type	Description	Required or Optional	Available Version
fields	String[]	Fields queried for the records returned. These fields are included in the response body and don't create visible columns. If the field isn't available to the user, an error occurs.	Optional	55.0
optionalFields	String[]	Additional fields queried for the records returned. These fields are included in the response body and don't create visible columns. If the field isn't available to the user, no error occurs and the field isn't included in the records.	Optional	55.0
pageSize	Integer	The number of list records viewed at one time. The default value is 50. Value can be 1–1999.	Optional	55.0
pageToken	String	The token for additional pages of records beyond the first page. To fetch another page, use the value returned by nextPageToken from the previous page.	Optional	55.0
sortBy	String[]	The API names of the fields that the related list is sorted by. If the name is preceded by –, the sort order is descending. For example, Name sorts by name in ascending order. –CreatedDate sorts by created date in descending order.  In API version 63.0 and later, you can sort by up to five fields. If a field is invalid or	Optional	55.0

Parameter Name	Type	Description	Required or Optional	Available Version
		isn't accessible to the context user, this parameter is ignored, but no error occurs.		
where	String	The filter applied to returned records, in GraphQL syntax. For example, { and: [ { StageName: { eq: \"Prospecting\" } }, { Account: { Name: { eq: \"Dickenson plc\" } } } ] } filters an Opportunity related list to show only opportunities in the Prospecting stage that are linked to the “Dickenson plc” account.	Optional	55.0

SEE ALSO:

[Get Related List Records with a Request Body](#)

## Related List Records Batch Input

Get record data for a batch of related lists.

### JSON example

To get record data for the Contacts and Opportunities related lists for the account record 001xx000003GYOpAAO, use the following request.

```
POST /ui-api/related-list-records/batch/001xx000003GYOpAAO
```

```
{
  "relatedListParameters":
  [
    {
      "relatedListId": "Contacts",
      "fields": ["Name", "Id", "Birthdate"],
      "optionalFields": ["Email"],
      "sortBy": ["CreatedDate"],
      "pageSize": 10,
      "where": "{ Account: { AnnualRevenue: { gt: 10000000 } } }"
    },
    {
      "relatedListId": "Opportunities",
      "fields": ["Name", "Id"],
      "optionalFields": ["Email"],
      "sortBy": ["CreatedDate"],
      "pageSize": 10,
      "where": "{ Account: { AnnualRevenue: { gt: 10000000 } } }"
    }
  ]
}
```

```

    ]
  }

```

**Properties**

Parameter Name	Type	Description	Required or Optional	Available Version
<code>relatedListId</code>	String	The ID of the related list that you want to get records for.	Required	55.0
<code>fields</code>	String[]	Fields queried for the records returned. These fields are included in the response body and don't create visible columns. If the field isn't available to the user, an error occurs.	Optional	55.0
<code>optionalFields</code>	String[]	Additional fields queried for the records returned. These fields are included in the response body and don't create visible columns. If the field isn't available to the user, no error occurs and the field isn't included in the records.	Optional	55.0
<code>pageSize</code>	Integer	The number of records from all lists in the request viewed at one time. The default value is 50. Value can be 1–1999.	Optional	55.0
<code>sortBy</code>	String[]	<p>The API names of the fields that the related list is sorted by. If the name is preceded with <code>-</code>, the sort order is descending. For example, <code>Name</code> sorts by name in ascending order. <code>-CreatedDate</code> sorts by created date in descending order.</p> <p>In API version 63.0 and later, you can sort by up to five fields. If a field is invalid or isn't accessible to the context user, this parameter is ignored, but no error occurs.</p>	Optional	55.0

Parameter Name	Type	Description	Required or Optional	Available Version
where	String	The filter applied to returned records, in GraphQL syntax. For example, { and: [ { StageName: { eq: \"Prospecting\" } }, { Account: { Name: { eq: \"Dickenson plc\" } } } ] } filters an Opportunity related list to show only opportunities in the Prospecting stage that are linked to the \"Dickenson plc\" account.	Optional	55.0

SEE ALSO:

[Get a Batch of Related List Records with a Request Body](#)

## Related List User Preferences Input

User preferences to update for a related list.

### JSON example

To update user preferences for a Contact related list on an Account, use this request with a request body.

```
PATCH /services/data/v63.0/ui-api/related-list-preferences/Account.RelatedContactList
```

```
{
  "columnWidths" : {
    "Name" : 200
  },
  "columnWrap" : {
    "Name" : false
  },
  "orderBy" : [{
    "fieldApiName": "Name",
    "isAscending" : true
  }]
}
```

### Properties

Property Name	Type	Description	Filter Group and Version	Available Version
columnWidths	Map<String, Integer>	Column width preferences for the related list. -1 indicates default width.	Small, 55.0	55.0
columnWrap	Map<String, Boolean>	Indicates whether the column text wraps.	Small, 55.0	55.0

Property Name	Type	Description	Filter Group and Version	Available Version
orderBy	<a href="#">List Order By Input</a> []	Ordering information for the related list. In API version 63.0 and later, you can sort by up to five fields.	Small, 55.0	55.0

## SEE ALSO:

[Update Related List User Preferences](#)

## CHAPTER 5 User Interface API Response Bodies

A request to a resource returns a response body. Some response bodies also contain nested response bodies.

A request to a resource always returns an [HTTP response code](#), whether the request was successful or not.

### [User Interface API Top-Level Response Bodies](#)

These response bodies are returned from requests to User Interface API resources. They may contain nested response bodies

### [User Interface API Nested Response Bodies](#)

These response bodies are nested in top-level response bodies.

## User Interface API Top-Level Response Bodies

---

These response bodies are returned from requests to User Interface API resources. They may contain nested response bodies

A request to a resource always returns an [HTTP response code](#), whether the request was successful or not.

### [Action](#)

The actions for a single record or a collection of records.

### [App](#)

The metadata for a single app.

### [Apps](#)

A list of apps that the current user has access to.

### [Batch Results](#)

The results from a request to a batch resource. Results include information for each subrequest in the batch.

### [Content Document Composite](#)

The file and its relationship to a record.

### [Content Document Link](#)

The polymorphic relationship between a record and a Content Document.

### [Duplicates](#)

The results of a check for duplicate records.

### [Duplicates Configuration](#)

Contains information about duplicate management configuration for an object. Learn whether duplicate management is configured, which fields are used to determine whether duplicate records exist, and which duplicate rules are active.

### [Favorite](#)

A single favorite.



[Favorite Collection](#)

A list of favorites.

[List Info](#)

Metadata that describes a list.

[List Info Summary Collection](#)

List info summary collection.

[List Object Info](#)

List object info.

[List Preferences](#)

List preferences.

[List Record Collection](#)

A collection of list view records.

[Lookup Values](#)

Records in a lookup relationship, organized by object type.

[Navigation Items](#)

An ordered list of navigation items (tabs) for the current user.

[Object Info](#)

The metadata for an object.

[Object Info Directory](#)

A directory of objects that are supported by User Interface API and available to the context user.

[Picklist Values](#)

The picklist values for a field, scoped to a record type. If a picklist is dependent, this response includes the values of its immediate controlling field and how they map to the picklist.

[Picklist Values Collection](#)

A collection of picklist values for all the picklists of a specified record type.

[Quick Action Execution](#)

The results that are returned when a quick action executes.

[Quick Action Layout](#)

The record layout used by the quick action.

[Record](#)

The field data, API name, child relationship data, and record type information for a record.

[Record Collection](#)

A paginated collection of Record response bodies.

[Record Defaults](#)

The default information and data needed to create or clone a record. Use these values in a request to `POST /ui-api/records`.

[Record Defaults Template Clone](#)

A record template containing the default information and data needed to clone a record. Use these values in a request to `POST /ui-api/records`.

[Record Defaults Template Create](#)

A record template containing the default information and data needed to create a record. Use these values in a request to `POST /ui-api/records`.

[Record Layout](#)

The layout information for a record.

[Record UI](#)

The layout information, field information, and data for a record.

[Related List Info](#)

Metadata that describes a related list.

[Related List Info Summary Collection](#)

A collection of related lists for a given object.

[Related List Record Collection](#)

A collection of related list records.

[Related List Record Count](#)

The number of records in a given related list.

[Related List User Preferences](#)

User preferences for a related list.

[Simplified Batch Results](#)

The simplified results from a request to a batch resource. Results include information for each subrequest in the batch.

[Theme](#)

A set of images and banners that make up a theme. Banners display across the top of a page and have a higher aspect ratio than images.

SEE ALSO:

[User Interface API Nested Response Bodies](#)

# Action

The actions for a single record or a collection of records.

Property Name	Type	Description	Filter Group and Version	Available Version
actions	Map<String, <a href="#">Object Action</a> >	A map of record IDs to the actions for each record.	Small, 41.0	41.0
url	String	The URL of the current request.	Big, 41.0	41.0


SEE ALSO:

[Get Related List Actions with a Request Body](#)

# App

The metadata for a single app.

Property Name	Type	Description	Filter Group and Version	Available Version
appId	String	The unique ID of the app.	Small, 43.0	43.0
description	String	A description of the app.	Small, 43.0	43.0
developerName	String	The API name of the app.	Small, 43.0	43.0
formFactors	String[]	<p>The form factor of the app. One or more of these values:</p> <ul style="list-style-type: none"> <li>• <b>Large</b>—App supports the desktop display size.</li> <li>• <b>Medium</b>—App supports the tablet display size.</li> <li>• <b>Small</b>—App supports the phone display size.</li> </ul>	Medium, 43.0	43.0
headerColor	String	The primary color for the app as selected by an admin. For example, #0070D2.	Small, 43.0	43.0
iconUrl	String	The URL for the app's icon.	Small, 43.0	43.0
isNavAutoTempTabsDisabled	Boolean	If <code>true</code> , the navigation automatically creates temporary tabs settings.	Small, 43.0	43.0
isNavPersonalizationDisabled	Boolean	If <code>true</code> , navigation personalization is disabled.	Small, 43.0	43.0
isNavTabPersistenceDisabled	Boolean	If <code>true</code> , workspace tabs are cleared for each new console session.	Small, 54.0	54.0
isOmniPinnedViewEnabled	Boolean	If <code>true</code> , the Omni-Channel sidebar is enabled.	Small, 60.0	60.0
label	String	The label of the app.	Small, 43.0	43.0
logoUrl	String	The logo URL of the app as selected by the admin.	Medium, 43.0	43.0
mobileStartUrl	String	The mobile launch URL for the app. This field is used with connected apps and Experience Builder sites. For sites only, this location is a fully qualified domain name. For other apps, it's a relative URL.	Medium, 43.0	43.0

Property Name	Type	Description	Filter Group and Version	Available Version
navItems	<a href="#">Navigation Item</a> []	The metadata for the navigation tabs of the app.   <b>Note:</b> Only <code>navItems</code> with supported <code>formFactors</code> values are returned.	Big, 43.0	43.0
selected	Boolean	If <code>true</code> , this app is the default app for the user.	Big, 43.0	43.0
startUrl	String	The launch URL of the app.	Medium, 43.0	43.0
type	String	The type of the app. One of these values: <ul style="list-style-type: none"><li>• <code>Classic</code></li><li>• <code>Community</code></li><li>• <code>Connected</code></li><li>• <code>Lightning</code></li></ul>	Small, 47.0	47.0
uiType	String	The UI type for the app. One of these values: <ul style="list-style-type: none"><li>• <code>Salesforce Classic</code></li><li>• <code>Lightning Experience</code></li></ul> <p>This property was deprecated in API version 47.0. In API version 47.0 and later, use <code>type</code> instead.</p>	Small, 43.0–46.0	43.0–46.0
userNavItems	<a href="#">Navigation Item</a> []	The user's navigation tabs for the app.	Big, 43.0	43.0

## SEE ALSO:

[Apps](#)[Get an App](#)[Get Last Selected App](#)[Manage Apps](#)

## Apps

A list of apps that the current user has access to.

Property Name	Type	Description	Filter Group and Version	Available Version
apps	<a href="#">App[]</a>	Metadata for an app.	Small, 43.0	43.0

SEE ALSO:

[Get Apps](#)

[App](#)

[Manage Apps](#)

## Batch Results

The results from a request to a batch resource. Results include information for each subrequest in the batch.

Property	Type	Description	Filter Group and Version	Available Version
hasErrors	Boolean	<code>true</code> if at least one of the results in the result set is an HTTP status code in the 400 or 500 range; <code>false</code> otherwise	Small, 41.0	41.0
results	<a href="#">Batch Result Item[]</a>	Collection of batch result items	Small, 41.0	41.0

SEE ALSO:

[Get a Batch of Records](#)

## Content Document Composite

The file and its relationship to a record.

Property Name	Type	Description	Filter Group and Version	Available Version
contentDocument	<a href="#">Record</a>	The record associated with the content document.	Small, 56.0	56.0
contentVersion	<a href="#">Record</a>	The record associated with the content document. Creating a new content version also creates a content document.	Small, 56.0	56.0
contentDocumentLinks	<a href="#">Content Document Link</a> on page 188[]	The relationship between a record and a content document.	Small, 56.0	56.0

SEE ALSO:

[Upload a File](#)

[Upload a New File Version](#)

## Content Document Link

The polymorphic relationship between a record and a Content Document.

Property Name	Type	Description	Filter Group and Version	Available Version
contentDocumentId	String	The document ID.	Small, 56.0	56.0
id	String	ID of the content document link.	Small, 56.0	56.0
linkedEntityId	String	ID of the linked object. Can include users, groups or records, and Salesforce CRM Content libraries.	Small, 56.0	56.0
shareType	String	<p>The permission granted to the user of the shared file in a library. This is determined by the permission the user already has in the library.</p> <ul style="list-style-type: none"> <li>• <b>V</b>—Viewer permission. The user can explicitly view but not edit the shared file.</li> <li>• <b>C</b>—Collaborator permission. The user can explicitly view and edit the shared file.</li> <li>• <b>I</b>—Inferred permission. The user's permission is determined by the related record. For shares with a library, this is defined by the permissions the user has in that library.</li> </ul>	Small, 56.0	56.0
systemModstamp	String	The date and time when a user or an automated process (such as a trigger) last modified this record. Date and time information is in ISO 8601 format.	Small, 56.0	56.0
visibility	String	<p>Specifies whether this file is available to all users, internal users, or shared users. Valid values are:</p> <ul style="list-style-type: none"> <li>• <b>AllUsers</b></li> <li>• <b>InternalUsers</b></li> <li>• <b>SharedUsers</b></li> </ul> <p><b>SharedUsers</b> is used only for files shared with users, and is available only when an org has private org-wide sharing on by default.</p> <p>Visibility can be updated on links to files posted on standard and custom object</p>	Small, 56.0	56.0

Property Name	Type	Description	Filter Group and Version	Available Version
		records, but not to users, groups, or content libraries.		
weakEtag	64-bit integer (base 10)	Compare this value between responses to determine whether a document changed.  If the value is larger, the document is newer. If the value is smaller, the document is older. If the value is the same, the documents are the same.	Small, 56.0	56.0

## Duplicates

The results of a check for duplicate records.

Property Name	Type	Description	Filter Group and Version	Available Version
allowSave	Boolean	Indicates whether this duplicate record can be saved ( <code>true</code> ) or not ( <code>false</code> ).	Small, 50.0	50.0
duplicateError	Boolean	Indicates whether duplicate records exist ( <code>true</code> ) or not ( <code>false</code> ).	Small, 50.0	50.0
duplicateRules	String[]	A list of the duplicate rules that were used to determine whether duplicate records exist.	Small, 50.0	50.0
matches	<a href="#">Match</a> on page 239[]	The IDs of the duplicate records.	Small, 50.0	50.0

## Duplicates Configuration

Contains information about duplicate management configuration for an object. Learn whether duplicate management is configured, which fields are used to determine whether duplicate records exist, and which duplicate rules are active.

Property Name	Type	Description	Filter Group and Version	Available Version
apiName	String	The API name of the object.	Small, 50.0	50.0
dedupeEnabled	Boolean	Indicates whether any duplicate rules are active for the object ( <code>true</code> ) or not ( <code>false</code> ).	Small, 50.0	50.0
dedupeFields	String[]	The fields used to determine whether a record is a duplicate. Lists all fields that are used in all matching rules that are currently active.	Small, 50.0	50.0

Property Name	Type	Description	Filter Group and Version	Available Version
<code>duplicateRules</code>	<a href="#">Duplicate Rule</a> on page 221[]	The duplicate rules that are active for the object.	Small, 50.0	50.0
<code>predupeEnabled</code>	Boolean	Indicates whether matching rules are active for the object ( <code>true</code> ) or not ( <code>false</code> ).	Small, 50.0	50.0

SEE ALSO:

[Get Duplicate Management Configuration for a Specified Object](#)

## Favorite

A single favorite.

Property Name	Type	Description	Filter Group and Version	Available Version
<code>accessCount</code>	Integer	The number of times this favorite has been used.	Big, 41.0	41.0
<code>iconColor</code>	String	The color of the icon for this favorite, usually the related object's color.	Big, 41.0	41.0
<code>iconUrl</code>	String	The URL of the icon for the favorite, usually the related object's icon.	Big, 41.0	41.0
<code>id</code>	String	The ID of the favorite.	Small, 41.0	41.0
<code>lastAccessDate</code>	String	The last time this favorite was used. The value is in <a href="#">ISO 8061</a> date and time format.	Big, 41.0	41.0
<code>name</code>	String	The name of the favorite.	Small, 41.0	41.0
<code>objectType</code>	String	The developer name of the entity associated with this favorite, if any.	Medium, 41.0	41.0
<code>sortOrder</code>	Integer	The sort order of the favorite, from 1 to N.	Small, 41.0	41.0
<code>subtitle</code>	String	The subtitle of the favorite, usually the object's label. Provides additional information about the type of record or content being favorited.	Medium, 41.0	41.0
<code>target</code>	String	The record, API name, or content being favorited.	Small, 41.0	41.0



Property Name	Type	Description	Filter Group and Version	Available Version
targetType	String	The type of record or content being favorited. One of these values: <ul style="list-style-type: none"><li>• <code>ListView</code>—A favorited list view.</li><li>• <code>ObjectHome</code>—A favorited object home.</li><li>• <code>Record</code>—A favorited record.</li><li>• <code>Tab</code>—A favorited tab.</li></ul>	Small, 41.0	41.0

SEE ALSO:

[Create a Favorite](#)

[Get Favorites](#)

[Update a Favorite](#)

[Update Usage of a Favorite](#)

## Favorite Collection

A list of favorites.

Property Name	Type	Description	Filter Group and Version	Available Version
favorites	<a href="#">Favorite</a> []	A list of favorites.	Small, 41.0	41.0

SEE ALSO:

[Update a Batch of Favorites](#)

## List Info

Metadata that describes a list.

Property Name	Type	Description	Filter Group and Version	Available Version
cloneable	Boolean	Indicates whether the list can be cloned.	Small, 42.0	42.0
createable	Boolean	Indicates whether a list for the object can be created.	Small, 42.0	42.0
deletable	Boolean	Indicates whether the list can be deleted.	Small, 42.0	42.0
displayColumns	<a href="#">List Column</a> []	All display columns for the list.	Small, 42.0	42.0
filterLogicString	String	The filter logic string, such as (1 OR 2) and 3. Indexes start with 1.	Small, 42.0	42.0

Property Name	Type	Description	Filter Group and Version	Available Version
<code>filteredByInfo</code>	<a href="#">List Filter by Info[]</a>	Filtering information for the list.	Small, 42.0	42.0
<code>hasMassActions</code>	Boolean	Indicates whether the list has mass actions.	Small, 62.0	62.0
<code>id</code>	<a href="#">List Reference</a>	Identity information for the list.	Small, 42.0	42.0 only
<code>inlineEditDetails</code>	<a href="#">List Inline Edit Details</a>	Inline edit details for the list.	Small, 61.0	61.0
<code>label</code>	String	The list's display label. For example, All Accounts.	Small, 42.0	42.0
<code>listReference</code>	<a href="#">List Reference</a>	Object representing the list.	Small, 43.0	43.0
<code>listShares</code>	<a href="#">List Info Share Category</a>	Items that the list is shared with.	Small, 61.0	61.0
<code>listViewApiName</code>	String	The list's API name. For example, <code>AllAccounts</code> or <code>__Recent</code> , for the most recently used (MRU) list view for the object.	Small, 42.0	42.0 only
<code>objectApiNames</code>	String[]	API names of objects that are returned by the list.	Small, 61.0	61.0
<code>orderByInfo</code>	<a href="#">List Order By Info[]</a>	Ordering information for the list.	Small, 42.0	42.0
<code>scope</code>	<a href="#">List Scope</a>	Scope information for the list.	Small, 61.0	61.0
<code>searchable</code>	Boolean	Indicates whether the list can be searched.	Small, 61.0	61.0
<code>updateable</code>	Boolean	Indicates whether the list can be updated.	Small, 42.0	42.0
<code>userPreferences</code>	<a href="#">List User Preference</a>	User preferences for the list.	Small, 42.0	42.0
<code>visibility</code>	String	Visibility of the list. One of these values: <ul style="list-style-type: none"> <li>• <code>Private</code></li> <li>• <code>Public</code></li> <li>• <code>Shared</code></li> </ul>	Small, 42.0	42.0
<code>visibilityEditable</code>	Boolean	Indicates whether the visibility of the list can be edited.	Small, 42.0	42.0

## SEE ALSO:

[Get Most Recently Used List View Metadata \(Deprecated\)](#)[List UI](#)[Get List View Records and Metadata \(Deprecated\)](#)[Update List View Metadata](#)[Create a List View for an Object](#)[Get List View Metadata](#)

## List Info Summary Collection

List info summary collection.

Property Name	Type	Description	Filter Group and Version	Available Version
count	Integer	Total count of lists returned.	Small, 61.0	61.0
currentPageToken	String	Page token of the current page of lists.	Small, 61.0	61.0
currentPageUrl	String	URL of the current page of lists.	Small, 61.0	61.0
lists	<a href="#">List Info Summary</a> []	Collection of list summaries.	Small, 61.0	61.0
nextPageToken	String	Page token of the next page of lists.	Small, 61.0	61.0
nextPageUrl	String	URL of the next page of lists.	Small, 61.0	61.0
objectApiName	String	API name of the object in the URL.	Small, 61.0	61.0
pageSize	Integer	Page size specified in the query parameter or the default value.	Small, 61.0	61.0
previousPageToken	String	Page token of the previous page of lists.	Small, 61.0	61.0
previousPageUrl	String	URL of the previous page of lists.	Small, 61.0	61.0
queryString	String	Query string specified in the query parameter or null.	Small, 61.0	61.0
recentListsOnly	Boolean	Indicates whether recent lists only were returned ( <code>true</code> ) or not ( <code>false</code> ).	Small, 61.0	61.0

SEE ALSO:

[Get List Views for an Object](#)

## List Object Info

List object info.

Property Name	Type	Description	Filter Group and Version	Available Version
availableScopes	<a href="#">List Object Scope</a> []	Information about available scopes for the object.	Small, 61.0	61.0
columns	<a href="#">List Object Column</a> []	Information about available columns for the object.	Small, 61.0	61.0
createable	Boolean	Indicates whether a new list for the object can be created ( <code>true</code> ) or not ( <code>false</code> ).	Small, 61.0	61.0
objectApiName	String	Object API name.	Small, 61.0	61.0

Property Name	Type	Description	Filter Group and Version	Available Version
publicOrSharedCreatable	Boolean	Indicates whether the context user can create a new public or shared listview for the object ( <code>true</code> ) or not ( <code>false</code> ).	Small, 61.0	61.0
relatedEntityApiName	String	API name of the related object to which this list can be scoped, or null.	Small, 61.0	61.0

SEE ALSO:

[Get Metadata for a List View Object](#)

## List Preferences

List preferences.

Property Name	Type	Description	Filter Group and Version	Available Version
columnWidths	Map<String, Integer>	Column width preferences for the list.	Small, 61.0	61.0
columnWrap	Map<String, Boolean>	Column wrapping preferences for the list.	Small, 61.0	61.0
listReference	<a href="#">List Reference</a>	Reference information for the list.	Small, 61.0	61.0
orderBy	<a href="#">List Order By Info[]</a>	Ordering preference for the list.	Small, 61.0	61.0

SEE ALSO:

[Get List View Preferences](#)

[Update List View Preferences](#)

## List Record Collection

A collection of list view records.

Property Name	Type	Description	Filter Group and Version	Available Version
count	Integer	The total count of records returned.	Small, 43.0	43.0
currentPageToken	String	The token for the current page of records.	Small, 43.0	43.0
currentPageUrl	String	The URL of the current page of records.	Small, 43.0	43.0
fields	String[]	List of fields specified in the request. If a field isn't available to the user, an error occurs.	Small, 48.0	48.0

Property Name	Type	Description	Filter Group and Version	Available Version
listInfoETag	String	An <a href="#">ETag</a> that indicates whether the metadata has changed.	Small, 42.0	42.0
listReference	<a href="#">List Reference</a>	The list the records belong to.	Small, 48.0	48.0
nextPageToken	String	The token for the next page of records.	Small, 43.0	43.0
nextPageUrl	String	The URL of the next page of records.	Small, 43.0	43.0
optionalFields	String[]	Optional fields specified in the request. If a field isn't available to the user, no error occurs and the field isn't included in the response.	Small, 48.0	48.0
pageSize	Integer	The number of list records viewed at one time. The default value is 50.	Small, 48.0	48.0
previousPageToken	String	The token for the previous page of records.	Small, 43.0	43.0
previousPageUrl	String	The URL of the previous page of records.	Small, 43.0	43.0
records	<a href="#">Record</a> []	A collection of records.	Small, 43.0	43.0
searchTerm	String	Search term specified in the request.	Small, 61.0	61.0
sortBy	String	The API name of the field the list view is sorted by. If the name is preceded with –, the sort order is descending.	Small, 48.0	48.0
where	String	Where string specified in the request.	Small, 61.0	61.0

## SEE ALSO:

[Get Most Recently Used List View Records \(Deprecated\)](#)[Get List View Records with URL Parameters](#)[Get List View Records with a Request Body](#)[List UI](#)

## Lookup Values

Records in a lookup relationship, organized by object type.

Property Name	Type	Description	Filter Group and Version	Available Version
lookupResults	Map<String, <a href="#">Record Collection</a> >	A map of object API names to Record Collection response bodies containing the lookup results for that object type.	Small, 41.0	41.0

SEE ALSO:

[Get Lookup Field Suggestions](#)

[Get Lookup Field Suggestions With POST](#)

## Navigation Items

An ordered list of navigation items (tabs) for the current user.

Property Name	Type	Description	Filter Group and Version	Available Version
navItems	<a href="#">Navigation Items</a> []	Metadata for navigation tabs.	Small, 43.0	43.0
currentPageUrl	String	URL to the current page of navigation tabs.	Medium, 45.0	45.0
nextPageUrl	String	URL to the next page of navigation tabs.	Medium, 45.0	45.0

SEE ALSO:


[Get All Navigation Items](#)

[Get Personalized Navigation Items](#)

[Update Personalized Navigation Items](#)

## Object Info

The metadata for an object.

 **Important:** Where possible, we changed noninclusive terms to align with our company value of Equality. Because changing terms in our code can break current implementations, we maintained this metadata type's name.

Property Name	Type	Description	Filter Group and Version	Available Version
apiName	String	The object's API name.	Small, 41.0	41.0
associateEntityType	String	If the object is associated with a parent object, the type of association it has to its parent, such as <code>History</code> . Otherwise, its value is <code>null</code> .	Medium, 50.0	50.0
associateParentEntity	String	If the object is associated with a parent object, the parent object it's associated with. Otherwise, its value is <code>null</code> .	Medium, 50.0	50.0

Property Name	Type	Description	Filter Group and Version	Available Version
childRelationships	<a href="#">Child Relationship</a> []	The object's child relationships.	Medium, 41.0	41.0
compactLayoutable	Boolean	Indicates whether the object can have compact layouts.	Small, 60.0	60.0
createable	Boolean	Indicates whether the object can be created.	Small, 41.0	41.0
custom	Boolean	Indicates whether the object is custom.	Small, 41.0	41.0
defaultRecordTypeId	String	The ID for the default record type for this object, if any. If there isn't a default record type, this value is the master record type, which is 012000000000000AAA. If the record is a nested record (for example, in a request for an Account, the User object is a nested record), the value is null.	Medium, 41.0	41.0
deleteable	Boolean	Indicates whether the object can be deleted. Only available in API version 41.0. In API version 42.0, we spelled it correctly.	Small, 41.0	41.0–41.0
deletable	Boolean	Indicates whether the object can be deleted.	Small, 42.0	42.0
dependentFields	Map<String, Object>	<p>A map of the dependent fields tree structure. Each nested object is another Map&lt;String, Object&gt;. When the object is empty, it indicates a leaf of the tree, which is a field that doesn't control other fields. An object can have multiple independent trees, which means this property can have multiple root objects.</p> <p>Imagine an object with the picklists Continents__c, Countries__c, and Cities__c. Continents__c is the root. Cities__c is a leaf. Continents__c and Countries__c are controlling fields. Countries__c and Cities__c are dependent picklists.</p> <pre> "dependentFields" : {   "Continents__c" : {     "Countries__c" : {       "Cities__c" : { }     }   } } </pre>	Big, 42.0	42.0

Property Name	Type	Description	Filter Group and Version	Available Version
		<pre>} },</pre> <p>A field dependency causes the values in a picklist to be dynamically filtered based on the value selected by the user in another field. The field that drives filtering is called the "controlling field." Standard and custom checkboxes and picklists with at least one and less than 300 values can be controlling fields. The field that has its values filtered is called the "dependent field." Custom picklists and multi-select picklists can be dependent fields.</p>		
feedEnabled	Boolean	Indicates whether the object can have feeds.	Medium, 41.0	41.0
fields	Map<String, <a href="#">Field</a> >	A map of field API name to information about the field. This map only contains fields relevant to the requested layout and mode.	Medium, 41.0	41.0
keyPrefix	String	The key prefix for IDs of this object.	Medium, 41.0	41.0
label	String	The object's display label.	Small, 41.0	41.0
labelPlural	String	The plural form of the object's display label.	Medium, 41.0	41.0
layoutable	Boolean	Indicates whether the object can have a layout.	Small, 41.0	41.0
mruEnabled	Boolean	Indicates whether the object can appear in Most Recently Used lists.	Small, 41.0	41.0
nameFields	String[]	A collection of the API names of the fields used to identify the name field for standard and custom objects. Typically there is one name field per object, except where <code>FirstName</code> and <code>LastName</code> fields are used.	Medium, 41.0	41.0
queryable	Boolean	Indicates whether the context user can query the object.	Small, 41.0	41.0
recordTypeInfos	Map<String, <a href="#">Record Type Info</a> >	A map of record type IDs to information about the record type. All record types are visible whether the user has access to them.	Medium, 41.0	41.0



Property Name	Type	Description	Filter Group and Version	Available Version
searchable	Boolean	Indicates whether the object can be searched.	Small, 41.0	41.0
searchLayoutable	Boolean	Indicates whether the object can have search layouts.	Small, 60.0	60.0
themeInfo	<a href="#">Theme Info</a>	Theme information for the object.	Medium, 41.0	41.0
updateable	Boolean	Indicates whether the object can be updated.	Small, 41.0	41.0

## SEE ALSO:

[Get Record Data and Object Metadata](#)[Get Object Metadata](#)[Get Default Values to Clone a Record](#)[Get Default Values to Create a Record](#)[Record UI](#)[Record Defaults](#)

## Object Info Directory

A directory of objects that are supported by User Interface API and available to the context user.

Property Name	Type	Description	Filter Group and Version	Available Version
objects	Map<String, <a href="#">Object Info Directory Entry</a> >	A map of objects supported by User Interface API to their object info directory entries.	Small, 42.0	42.0

## SEE ALSO:

[Get a Directory of Supported Objects](#)

## Picklist Values

The picklist values for a field, scoped to a record type. If a picklist is dependent, this response includes the values of its immediate controlling field and how they map to the picklist.

Property Name	Type	Description	Filter Group and Version	Available Version
controllerValues	Map<String, Integer>	<p>If the picklist is dependent, this property is a map of its immediate controlling field's picklist values to their indexes.</p> <ul style="list-style-type: none"> <li>If the controlling field is a picklist, the String is the picklist value and the integer is the value's index.</li> <li>If the controlling field is a checkbox, the values in the map are "false": 0 and "true": 1.</li> </ul> <p>If the picklist is independent, the map is empty.</p>	Small, 41.0	41.0
defaultValue	<a href="#">Picklist Value</a>	The default value for the picklist, or null if there isn't one.	Small, 41.0	41.0
url	String	A User Interface API resource that represents this payload.	Small, 41.0	41.0
values	<a href="#">Picklist Value[]</a>	A list of values for this object, record type, field combination.	Small, 41.0	41.0

## SEE ALSO:

[Picklist Values Collection](#)[Get Values for a Picklist Field](#)[Get Values for All Picklist Fields of a Record Type](#)[Build UI for Picklists](#)

## Picklist Values Collection

A collection of picklist values for all the picklists of a specified record type.

Property Name	Type	Description	Filter Group and Version	Available Version
<code>picklistFieldValues</code>	Map<String, <a href="#">Picklist Values</a> >	A map of field names to Picklist Values response bodies. This map contains all the picklist values for all the picklists of a specified record type, including dependent picklists. If a field isn't a picklist, it isn't represented in the map.	Small, 42.0	42.0

SEE ALSO:

[Get Values for All Picklist Fields of a Record Type](#)

[Build UI for Picklists](#)

## Quick Action Execution

The results that are returned when a quick action executes.

Property Name	Type	Description	Filter Group and Version	Available Version
<code>contextId</code>	String	The ID of the related record for the quick action.	Small, 57.0	57.0
<code>feedItemId</code>	String	The ID of the feed item that the action created.	Small, 57.0	57.0
<code>id</code>	String	The ID of the record that the action created or updated.	Small, 57.0	57.0
<code>isCreated</code>	Boolean	Specifies whether the action created records ( <code>true</code> ), or not ( <code>false</code> ).	Small, 57.0	57.0
<code>isSuccess</code>	Boolean	Specifies whether the action executed successfully ( <code>true</code> ), or not ( <code>false</code> ).	Small, 57.0	57.0
<code>successMessage</code>	String	The action's success message.	Small, 57.0	57.0

SEE ALSO:

[Perform Quick Actions](#)

[Update a Record with a Quick Action](#)

## Quick Action Layout

The record layout used by the quick action.

Property Name	Type	Description	Filter Group and Version	Available Version
actionApiName	String	The name of the quick action.	Small, 58.0	58.0
layout	<a href="#">Record Layout</a>	Information about the layout used by the quick action.	Small, 58.0	58.0

SEE ALSO:

[Get a Quick Action Layout](#)

## Record

The field data, API name, child relationship data, and record type information for a record.

Property Name	Type	Description	Filter Group and Version	Available Version
apiName	String	The API name for this record.	Small, 41.0	41.0
childRelationships	Map<String, <a href="#">Record Collection</a> >	The child relationship data for this record.	Small, 41.0	41.0
fields	Map<String, <a href="#">Field Value</a> >	The field data for this record, matching the requested layout and mode.	Small, 41.0	41.0
id	String	The ID of this record.	Small, 41.0	41.0
lastModifiedById	String	The ID of the user who last updated this record.	Small, 44.0	44.0
lastModifiedDate	String	The date and time when a user last modified this record. Date and time information is in ISO 8601 format.	Small, 44.0	44.0
recordTypeId	String	The record type ID for this record.	Small, 48.0	48.0
recordTypeInfo	<a href="#">Record Type Info</a>	The record type info for this record, if any.  This property is returned for only two levels of nested records. Instead, use <code>recordTypeId</code> , which is returned for every record in a response.	Small, 41.0	41.0

Property Name	Type	Description	Filter Group and Version	Available Version
systemModstamp	String	The date and time when a user or an automated process (such as a trigger) last modified this record. Date and time information is in ISO 8601 format.	Small, 44.0	44.0

## SEE ALSO:

[Record UI](#)[List Record Collection](#)[Record Defaults](#)[Batch Result Item](#)[Create or Clone a Record](#)[Update a Record](#)[Get a Record](#)[Get Default Values to Clone a Record](#)[Get Default Values to Create a Record](#)

## Record Collection

A paginated collection of Record response bodies.

Property Name	Type	Description	Filter Group and Version	Available Version
count	Integer	The total count of records returned.	Small, 41.0	41.0
currentPageToken	String	Token identifying the current page.	Small, 44.0	44.0
currentPageUrl	String	User Interface API URL identifying the current page.	Small, 41.0	41.0
nextPageToken	String	Token identifying the next page, or <code>null</code> if there isn't a next page.	Small, 44.0	Small, 44.0
nextPageUrl	String	User Interface API URL identifying the next page.	Small, 41.0	Small, 41.0
previousPageToken	String	Token identifying the previous page, or <code>null</code> if there isn't a previous page.	Small, 44.0	44.0
previousPageUrl	String	User Interface API URL identifying the previous page.	Small, 41.0	41.0

Property Name	Type	Description	Filter Group and Version	Available Version
records	<a href="#">Record</a> []	A collection of records.	Small, 41.0	41.0

SEE ALSO:

[Record](#)

[Get Child Records](#)

[Lookup Values](#)

## Record Defaults

The default information and data needed to create or clone a record. Use these values in a request to `POST /ui-api/records`.

Property Name	Type	Description	Filter Group and Version	Available Version
layout	<a href="#">Record Layout</a>	Record layout information.	Medium, 41.0	41.0
objectInfo	<a href="#">Object Info</a>	Object metadata.	Big, 41.0	41.0-41.0
objectInfos	<a href="#">Object Info</a> []	A collection of object metadata.	Big, 42.0	42.0
record	<a href="#">Record</a>	Pre-populated record data.	Small, 41.0	41.0

SEE ALSO:

[Get Default Values to Clone a Record](#)

[Get Default Values to Create a Record](#)

[Create or Clone a Record](#)

## Record Defaults Template Clone

A record template containing the default information and data needed to clone a record. Use these values in a request to `POST /ui-api/records`.

Property Name	Type	Description	Filter Group and Version	Available Version
objectInfos	<a href="#">Object Info</a> []	A collection of object metadata.	Big, 49.0	49.0
record	<a href="#">Record Template Clone</a>	Pre-populated record data.	Small, 49.0	49.0

SEE ALSO:

[Get Default Values to Clone a Record—Lightweight](#)

## Record Defaults Template Create

A record template containing the default information and data needed to create a record. Use these values in a request to `POST /ui-api/records`.

Property Name	Type	Description	Filter Group and Version	Available Version
<code>objectInfos</code>	<a href="#">Object Info[]</a>	A collection of object metadata.	Big, 49.0	49.0
<code>record</code>	<a href="#">Record Template Create</a>	Pre-populated record data.	Small, 49.0	49.0

SEE ALSO:

[Get Default Values to Create a Record—Lightweight](#)

## Record Layout

The layout information for a record.

Property Name	Type	Description	Filter Group and Version	Available Version
<code>id</code>	String	The layout ID.	Small, 41.0	41.0
<code>layoutType</code>	String	<p>The layout type for the record. One of these values:</p> <ul style="list-style-type: none"> <li><code>Compact</code>—Use this value to get a layout that contains a record's key fields.</li> <li><code>Full</code>—(Default) Use this value to get a full layout.</li> </ul>	Small, 41.0	41.0
<code>mode</code>	String	<p>The access mode for the record. This value determines which fields to get from a layout. Layouts have different fields for create, edit, and view modes. For example, formula fields are rendered in view mode, but not in create mode because they're calculated at run time, like formulas in a spreadsheet. One of these values:</p> <ul style="list-style-type: none"> <li><code>Create</code>—Use this mode if you intend to build UI that lets a user create a record. This mode is used by the <code>/ui-api/record-defaults/create/{apiName}</code> resource.</li> <li><code>Edit</code>—Use this mode if you intend to build UI that lets a user edit a record. This mode is used by the</li> </ul>	Small, 41.0	41.0

Property Name	Type	Description	Filter Group and Version	Available Version
		<code>/ui-api/record-defaults/clone/{recordId}</code> resource. <ul style="list-style-type: none"> <li>• <b>view</b>—(Default) Use this mode to build UI that displays a record.</li> </ul>		
<code>objectApiName</code>	String	The API name of the object that the layout is associated with.	Small, 49.0	49.0
<code>recordTypeId</code>	String	The record type ID for this record.	Small, 49.0	49.0
<code>saveOptions</code>	<a href="#">Record Layout Save Option</a> on page 255[]	The save options for the layout.	Small, 51.0	51.0
<code>sections</code>	<a href="#">Record Layout Section</a> []	A collection of layout sections.	Small, 41.0	41.0

## SEE ALSO:

[Record UI](#)[Record Defaults](#)[Quick Action Layout](#)[Get Record Layout Metadata](#)[Get Default Values to Clone a Record](#)[Get Default Values to Create a Record](#)

## Record UI

The layout information, field information, and data for a record.

Property Name	Type	Description	Filter Group and Version	Available Version
<code>layoutUserStates</code>	Map<String, <a href="#">Record Layout Section User State</a> >	A map of layout IDs to user state information.	Medium, 41.0	41.0
<code>layouts</code>	Map<String, Map<String, Map<String, Map<String, <a href="#">Record Layout</a> >>>>	A map of object API names to layout information for each object.	Medium, 41.0	41.0
<code>objectInfos</code>	Map<String, <a href="#">Object Info</a> >	A map of object API names to each object's metadata.	Big, 41.0	41.0



Property Name	Type	Description	Filter Group and Version	Available Version
records	Map<String, <a href="#">Record</a> >	A map of record IDs to each record's data.	Small, 41.0	41.0

SEE ALSO:

[Get Record Data and Object Metadata](#)

## Related List Info

Metadata that describes a related list.

Property Name	Type	Description	Filter Group and Version	Available Version
cloneable	Boolean	Indicates whether the related list can be cloned.	Small, 50.0	50.0
createable	Boolean	Indicates whether a new related list for this related list's object can be created.	Small, 50.0	50.0
deletable	Boolean	Indicates whether the related list can be deleted.	Small, 50.0	50.0
displayColumns	<a href="#">Related List Column</a> []	All display columns for this related list.	Small, 50.0	50.0
fieldApiName	String	The API name of the field in the child object that links to the parent object.	Small, 51.0	51.0
fields	String[]	Related list fields queried. If a field is specified and the user doesn't have access to it or it doesn't exist, an error occurs.	Small, 57.0	57.0
filterable	Boolean	Indicates whether users can apply quick filters to the related list.	Small, 58.0	58.0
filterLogicString	String	The filter logic string, such as (1 OR 2) and 3. Related lists don't support saved filters, so the value is always empty.	Small, 50.0	50.0
filteredByInfo	<a href="#">List Filter by Info</a> []	Filtering information for the related list. Related lists don't support saved filters, so the value is always empty.	Small, 50.0	50.0
label	String	The related list display label. For example, <code>Contracts</code> .	Small, 50.0	50.0
listReference	<a href="#">Related List Reference</a>	A reference to the related list.	Small, 50.0	50.0

Property Name	Type	Description	Filter Group and Version	Available Version
objectApiNames	String[]	The API names for the objects returned in the related list. The objects returned depend on the parent object's layout.	Small, 51.0	51.0
orderByInfo	<a href="#">List Order By Info</a>	Ordering information for the related list.	Small, 50.0	50.0
optionalFields	String[]	Additional related list fields queried. If a field is specified and the user doesn't have access to it, no error occurs.	Small, 57.0	57.0
<del>restrictColumnsLayout</del>	Boolean	Indicates whether metadata was retrieved for only the list columns in the page layout ( <code>true</code> ) or all columns ( <code>false</code> ).	Small, 57.0	57.0
updateable	Boolean	Indicates whether the related list can be updated.	Small, 50.0	50.0
userPreferences	<a href="#">List User Preference</a>	User preferences for the related list.	Small, 50.0	50.0
visibility	String	The related list's visibility. Related lists are always <code>Public</code> .	Small, 50.0	50.0
<del>visibilityEditable</del>	Boolean	Indicates whether the visibility of the related list can be edited. The value is always <code>false</code> .	Small, 50.0	50.0

SEE ALSO:

[Get Related List Metadata](#)[Update Related List Metadata](#)

## Related List Info Summary Collection

A collection of related lists for a given object.

Property Name	Type	Description	Filter Group and Version	Available Version
<del>parentObjectApiName</del>	String	The API name of the parent object.	Small, 50.0	50.0
<del>parentRecordTypeId</del>	ID	The record type ID of the parent.	Small, 50.0	50.0
relatedLists	<a href="#">Related List Summary</a>	Related list information.	Small, 50.0	50.0

SEE ALSO:

[Get Related Lists for an Object](#)

## Related List Record Collection

A collection of related list records.

Property Name	Type	Description	Filter Group and Version	Available Version
count	Integer	The total count of records returned.	Small, 50.0	50.0
currentPageToken	String	The token for the current page of records.	Small, 50.0	50.0
currentPageUrl	String	The URL of the current page of records.	Small, 50.0	50.0
fields	String[]	The list of fields requested when these records were fetched. If a field isn't available to the user, an error occurs.	Small, 50.0	50.0
listInfoETag	String	An <a href="#">ETag</a> that indicates whether the metadata has changed.	Small, 50.0	50.0
listReference	<a href="#">Related List Reference</a>	The reference to the related list that contains the records.	Small, 50.0	50.0
nextPageToken	String	The token for the next page of records.	Small, 50.0	50.0
nextPageUrl	String	The URL of the next page of records.	Small, 50.0	50.0
optionalFields	String[]	The list of optional fields requested when these records were fetched. If a field isn't available to the user, no error occurs and the field isn't included in the response.	Small, 50.0	50.0
pageSize	Integer	The number of list records viewed at one time. The default value is 50.	Small, 50.0	50.0
previousPageToken	String	The token for the previous page of records.	Small, 50.0	50.0
previousPageUrl	String	The URL of the previous page of records.	Small, 50.0	50.0
records	<a href="#">Record</a> []	A collection of records.	Small, 50.0	50.0
sortBy	String	The API name of the field the list view is sorted by. If the name is preceded with <code>-</code> , the sort order is descending.	Small, 50.0	50.0

Property Name	Type	Description	Filter Group and Version	Available Version
where	String	The filter applied to returned records, in GraphQL syntax. For example, { and: [ { StageName: { eq: \"Prospecting\" } }, { Account: { Name: { eq: \"Dickenson plc\" } } } ] } filters an Opportunity related list to show only opportunities in the Prospecting stage that are linked to the “Dickenson plc” account.	Small, 55.0	55.0

SEE ALSO:

[Get Related List Records with URL Parameters](#)[Get Related List Records with a Request Body](#)

## Related List Record Count

The number of records in a given related list.

Property Name	Type	Description	Filter Group and Version	Available Version
count	Integer	The number of records in the related list.	Small, 50.0	50.0
hasMore	Boolean	Indicates whether there are more records than the provided count.	Small, 50.0	50.0
listReference	<a href="#">Related List Reference</a>	The related list referenced.	Small, 50.0	50.0

SEE ALSO:

[Get Related List Record Count](#)

## Related List User Preferences

User preferences for a related list.

Property Name	Type	Description	Filter Group and Version	Available Version
columnWidths	Map<String, Integer>	Column width preferences for the related list. -1 indicates default width.	Small, 55.0	55.0
columnWrap	Map<String, Boolean>	Indicates whether the column text wraps.	Small, 55.0	55.0

Property Name	Type	Description	Filter Group and Version	Available Version
orderBy	<a href="#">List Order By Info</a> []	Ordering information for the related list.	Small, 55.0	55.0
preferencesId	String	The related list ID for the user preferences.	Small, 55.0	55.0

SEE ALSO:

[Get Related List User Preferences](#)

[Update Related List User Preferences](#)

## Simplified Batch Results

The simplified results from a request to a batch resource. Results include information for each subrequest in the batch.

Property	Type	Description	Filter Group and Version	Available Version
results	<a href="#">Batch Result Item</a> []	Collection of batch result items	Small, 50.0	50.0

SEE ALSO:

[Get a Batch of Related List Record Counts](#)

[Get a Batch of Related List Metadata](#)

[Get a Batch of Related List Records with URL Parameters](#)

[Get a Batch of Related List Records with a Request Body](#)

[Get a Batch of List View Metadata](#)

[Get a Batch of Related List User Preferences](#)

[Get a Batch of Related List Actions with URL Parameters](#)

[Get a Batch of Related List Actions with a Request Body](#)

## Theme

A set of images and banners that make up a theme. Banners display across the top of a page and have a higher aspect ratio than images.

Property	Type	Description	Filter Group and Version	Available Version
brandColor	String	The brand color of the theme.	Small, 42.0	42.0
brandImage	<a href="#">Theme Image</a>	The brand image of the theme.	Small, 42.0	42.0
defaultGroupBanner	<a href="#">Theme Banner</a>	The default banner for groups. The group banner displays on a group's home page.	Small, 42.0	42.0
defaultGroupImage	<a href="#">Theme Image</a>	The default image for groups. The group image displays beside a group name.	Small, 42.0	42.0

Property	Type	Description	Filter Group and Version	Available Version
defaultPageBanner	<a href="#">Theme Banner</a>	The default banner for pages other than group and user pages.	Small, 42.0	42.0
defaultUserBanner	<a href="#">Theme Banner</a>	The default user banner of the theme. The user banner displays on a user's home page.	Small, 42.0	42.0
defaultUserImage	<a href="#">Theme Image</a>	The default user image of the theme. The user image displays beside a username.	Small, 42.0	42.0
density	String	<p>The display density in the user interface. One of these values:</p> <ul style="list-style-type: none"> <li><b>ViewOne</b>—User interface elements have a lower density on the page, which means they have more white space between them. In Lightning Experience, this setting is called <b>Comfy</b>.</li> <li><b>ViewTwo</b>—User interface elements have a higher density on the page, which means they have the least amount of white space between them. In Lightning Experience, this setting is called <b>Compact</b>.</li> </ul>	Small, 44.0	44.0
headerColor	String	The header color of the theme.	Small, 42.0	42.0
linkColor	String	The link color of the theme.	Small, 42.0	42.0
pageColor	String	The page color of the theme.	Small, 42.0	42.0

SEE ALSO:

[Get Active Theme](#)

## User Interface API Nested Response Bodies

These response bodies are nested in top-level response bodies.

A request to a resource always returns an [HTTP status code](#), whether the request was successful or not.

### [Batch Result Item](#)

The results of one subrequest in a batch request.

### [Canvas Layout Component](#)

A canvas component on a record page layout.

### [Case Status Picklist Value Attributes](#)

Additional picklist value attributes for case statuses.

### [Child Relationship](#)

The child relationship on a parent object. Relationships are connections between records. Use relationships to display data about related object records on a record's detail page.

[Custom Link Layout Component](#)

A custom link component on a record page layout.

[Duplicate Record Error](#)

Information about duplicate record errors. Duplicate rules are used to control whether and when you can save duplicate records within Salesforce. Duplicate rules tell Salesforce what action to take when you attempt to create a duplicate record.

[Duplicate Result Info](#)

The result of the check for duplicate records. If duplicate records exist, returns the records' IDs and the duplicate rule that was used to match the records.

[Duplicate Rule](#)

Describes a duplicate rule.

[Duplicate Rule Filter](#)

A duplicate rule filter.

[Duplicate Rule Filter Item](#)

A filter, or condition, for a duplicate rule. For example, a condition can specify that this rule applies only to movies that were produced in the United States.

[Error Message](#)

An error code and error message.

[Error with Output](#)

Contains extra information about errors. In rare cases, an error message isn't enough to describe the reason for a failure. For example, when a conflicting precondition exists, the error result can include the information about the cause of the conflict.

[Field](#)

A field's metadata.

[Field Layout Component](#)

A field in a record layout.

[Field Value](#)

The raw and displayable field values for a field in a record.

[Filtered Lookup Info](#)

Metadata for a lookup filter.

[Lead Status Picklist Value Attributes](#)

Additional picklist value attributes for lead statuses.

[List Column](#)

A column in a list.

[List Column Inline Edit Attributes](#)

List column inline edit attributes.

[List Filter by Info](#)

Information used to filter a list.

[List Info Share](#)

List info share.

[List Info Share Category](#)

List info share category.

[List Info Summary](#)

List info summary.

[List Inline Edit Details](#)

List inline edit details.

[List Object Column](#)

List object column.

[List Object Picklist Value](#)

List object picklist value.

[List Object Scope](#)

List object scope.

[List Object Scope Available Entity](#)

List object scope available entity, such as a group or queue.

[List Order By Info](#)

Ordering information for a list.

[List Reference](#)

The list view referenced by the collection or metadata.

[List Scope](#)

List scope.

[List Scope Entity](#)

List scope entity.

[List Scope Related Entity](#)

List scope related entity.

[List User Preference](#)

User preferences for the list view.

[Location Field](#)

A complex location value for a record field.

[Match](#)

A group of records that match the duplicate rules.

[Match Engine](#)

Enumeration describing the matching method used by the match rule. Matches can be fuzzy or exact.

[Match Result](#)

A duplicate rule match. Duplicate rules are used to control whether and when you can save duplicate records within Salesforce. Duplicate rules tell Salesforce what action to take when you attempt to create a duplicate record. Each duplicate rule requires at least one matching rule to identify which existing records are possible duplicates.

[Match Result Info](#)

Information about the results of a match.

[Match Rule](#)

A match rule defines how duplicate records are identified in duplicate rules and duplicate jobs. Learn about one of the match rules for the specified object, including the match rule's name and the fields that the match rule checks.

[Navigation Item](#)

The metadata for a single navigation item (tab).



[Object Action](#)

The actions for an object.

[Object Info Directory Entry](#)

An entry in the Object Info Directory, which is a directory of objects that User Interface API supports and that the context user can access.

[Opportunity Stage Picklist Value Attributes](#)

Additional picklist value attributes for opportunity stages.

[Page Reference](#)

A page reference.

[Picklist Value](#)

A single picklist value.

[Platform Action](#)

The metadata, layout information, and data for a platform action.

[Record Exceptions](#)

A collection of record exception errors.

[Record Exception Error](#)

Information about a record exception error.

[Record Layout Component](#)

A concrete record layout component.

[Record Layout Item](#)

An item in a record layout.

[Record Layout Row](#)

A row in a record layout.

[Record Layout Save Option](#)

The save option for a record layout. Save options define behavior that occurs when objects are created or modified using the given layout. For example, for Cases and Leads, a "UseDefaultAssignmentRule" save option is exposed to control whether assignment rules are applied when Cases or Leads are created or edited.

[Record Layout Section](#)

A section in a record layout.

[Record Layout Section User State](#)

The user state information for a record layout section.

[Record Layout User State](#)

The user state information for a record layout.

[Record Template Clone](#)

A record template containing the default information and data needed to clone a record. Use these values in a request to `POST /ui-api/records`.

[Record Template Create](#)

A record template containing the default information and data needed to create a record. Use these values in a request to `POST /ui-api/records`.

[Record Type Info](#)

Information about a record type.

[Reference To Info](#)

Information about a reference field's referenced types and the name field names of those types.

[Related List Column](#)

A column in a related list.

[Related List Info Summary](#)

A summary of a related list for an object.

[Related List Reference](#)

The related list referenced by the collection or metadata.

[Report Layout Component](#)

A report chart component on a record layout page.

[Theme Banner](#)

A theme banner image. Theme banners have a higher aspect ratio than theme images. The banner size may change slightly, so code accordingly.

[Theme Image](#)

A theme image at three sizes: small, medium, and large. Specific sizes may change slightly, so code accordingly.

[Theme Info](#)

Color and icon information for a theme.

[Visualforce Layout Component](#)

A Visualforce component on a record layout page.

[Work Step Status Picklist Value Attributes](#)


Additional picklist value attributes for work step statuses.

SEE ALSO:

[User Interface API Top-Level Response Bodies](#)

# Batch Result Item

The results of one subrequest in a batch request.

Property	Type	Description	Filter Group and Version	Available Version
result	One of these types: <ul style="list-style-type: none"><li><a href="#">Error Message</a></li></ul> <div> <b>Important:</b> If the result is an error, the type is a collection of error messages.</div>	A response body for a record or related list.	Small, 41.0	41.0

Property	Type	Description	Filter Group and Version	Available Version
	<ul style="list-style-type: none"> <li><a href="#">Record</a></li> <li><a href="#">Related List Info</a></li> <li><a href="#">Related List Record Count</a></li> </ul>			
statusCode	Integer	An HTTP status code indicating the status of this individual request in the batch.	Small, 41.0	41.0

SEE ALSO:

[Batch Results](#)

## Canvas Layout Component

A canvas component on a record page layout.

Property Name	Type	Description	Filter Group and Version	Available Version
apiName	String	The API name of the canvas app.	Small, 41.0	41.0
componentType	String	The value is <code>Canvas</code> .	Small, 41.0	41.0
displayLocation	String	<p>The location in the application where the canvas app is being called from. One of these values:</p> <ul style="list-style-type: none"> <li><code>Chatter</code>—The canvas app was called from the Chatter tab.</li> <li><code>ChatterFeed</code>—The canvas app was called from a Chatter canvas feed item.</li> <li><code>MobileNav</code>—The canvas app was called from the navigation menu in the Salesforce mobile app.</li> <li><code>OpenCTI</code>—The canvas app was called from an Open CTI component.</li> <li><code>PageLayout</code>—The canvas app was called from an element within a page layout. If the <code>displayLocation</code> is <code>PageLayout</code>, one of the <code>subLocation</code> values can be returned.</li> <li><code>Publisher</code>—The canvas app was called from a canvas custom quick action.</li> </ul>	Small, 41.0	41.0

Property Name	Type	Description	Filter Group and Version	Available Version
		<ul style="list-style-type: none"> <li><code>ServiceDesk</code>—The canvas app was called from a Salesforce Console component.</li> <li><code>Visualforce</code>—The canvas app was called from a Visualforce page.</li> <li><code>None</code>—The canvas app was called from the Canvas App Previewer.</li> </ul> <p>The <code>sublocation</code> in the application where the canvas app was called from when the canvas app is loaded in a mobile device. The possible values are:</p> <ul style="list-style-type: none"> <li><code>S1MobileCardFullview</code>—The canvas app was called from a mobile card.</li> <li><code>S1MobileCardPreview</code>—The canvas app was called from a mobile card preview.</li> <li><code>S1RecordHomePreview</code>—The canvas app was called from a record detail page preview.</li> <li><code>S1RecordHomeFullview</code>—The canvas app was called from a page layout.</li> </ul>		
<code>height</code>	String	The height of the component.	Small, 41.0	41.0
<code>referenceId</code>	String	The unique ID of the canvas app definition.	Small, 41.0	41.0
<code>showScroll</code>	Boolean	Indicates whether to show the scroll bar on the canvas component ( <code>true</code> ) or not ( <code>false</code> ).	Small, 41.0	41.0
<code>width</code>	String	The width of the component.	Small, 41.0	41.0

SEE ALSO:

[Record Layout Item](#)

## Case Status Picklist Value Attributes

Additional picklist value attributes for case statuses.

Property Name	Type	Description	Filter Group and Version	Available Version
<code>closed</code>	Boolean	If this status indicates the case has been closed, the value is <code>true</code> , otherwise <code>false</code> . For more info, see the documentation for the <code>CaseStatus</code> standard object.	Small, 48.0	48.0

SEE ALSO:

[Picklist Value](#)

## Child Relationship

The child relationship on a parent object. Relationships are connections between records. Use relationships to display data about related object records on a record's detail page.

Property Name	Type	Description	Filter Group and Version	Available Version
<code>childObjectApiName</code>	String	The API name of the child object.	Medium, 41.0	41.0
<code>fieldName</code>	String	<p>The field on the child object that contains the reference to the parent object.</p> <p>Instead of defining relationships through primary keys and foreign keys, the Salesforce database uses reference fields. A reference field stores the ID of the related parent record.</p>	Medium, 41.0	41.0
<code>junctionIdListNames</code>	String[]	The names of the <code>JunctionIdList</code> fields associated with an object. Each ID is a polymorphic key, which is an ID that can refer to more than one type of object.	Medium, 41.0	41.0
<code>junctionReferenceTo</code>	String[]	<p>A collection of object names that the polymorphic keys in the <code>junctionIdListNames</code> property can reference.</p> <p>You can query these object names.</p>	Medium, 41.0	41.0

Property Name	Type	Description	Filter Group and Version	Available Version
relationshipName	String	<p>The name of the relationship.</p> <p>A name for the child relationship that is unique to the parent. The name is the plural form of the child object name. For example, Account has child relationships to Assets, Cases, and Contacts, among other objects. Account has a relationshipName for each object: Assets, Cases, and Contacts.</p>	Medium, 41.0	41.0

SEE ALSO:

[Object Info](#)

## Custom Link Layout Component

A custom link component on a record page layout.

Property Name	Type	Description	Filter Group and Version	Available Version
apiName	String	If a field powers this component, this property contains the API name of the field.	Small, 41.0	41.0
behavior	String	<p>Indicates how a link behaves on open. One of these values:</p> <ul style="list-style-type: none"> <li>• <b>NewWindow</b>—Open a new window.</li> <li>• <b>NoSidebar</b>—No sidebar</li> <li>• <b>OnClickJavaScript</b>—When the link is clicked, run JavaScript.</li> <li>• <b>Replace</b>—Replace the current page.</li> <li>• <b>Sidebar</b>—Sidebar</li> </ul>	Small, 41.0	41.0
componentType	String	The component type. The value is CustomLink.	Small, 41.0	41.0
customLinkUrl	String	The custom link URL.	Small, 41.0	41.0
label	String	The custom link label.	Small, 41.0	41.0

SEE ALSO:

[Record Layout Item](#)

## Duplicate Record Error

Information about duplicate record errors. Duplicate rules are used to control whether and when you can save duplicate records within Salesforce. Duplicate rules tell Salesforce what action to take when you attempt to create a duplicate record.

Property Name	Type	Description	Filter Group and Version	Available Version
matchResults	<a href="#">Match Result</a> []	A collection of duplicate rule match results. Each duplicate rule requires at least one matching rule to identify which existing records are possible duplicates.	Small, 41.0	41.0

SEE ALSO:

[Record Exception Error](#)

## Duplicate Result Info

The result of the check for duplicate records. If duplicate records exist, returns the records' IDs and the duplicate rule that was used to match the records.

Property Name	Type	Description	Filter Group and Version	Available Version
allowSave	Boolean	Whether the duplicate record can be saved ( <code>true</code> ) or not ( <code>false</code> ).	Small, 50.0	50.0
matchResultInfo	<a href="#">Match Result Info</a> on page 240	Information about the match result.	Small, 50.0	50.0
rule	String	Name of the duplicate rule.	Small, 50.0	50.0

## Duplicate Rule

Describes a duplicate rule.

Property Name	Type	Description	Filter Group and Version	Available Version
actionOnInsert	String	Whether users can create a duplicate record. Possible values are: <ul style="list-style-type: none"><li>• <code>Allow</code>—duplicate records can be created</li><li>• <code>Block</code>—duplicate records can't be created</li></ul>	Small, 50.0	50.0

Property Name	Type	Description	Filter Group and Version	Available Version
actionOnUpdate	String	Whether users can create a duplicate record while editing an existing record. Possible values are: <ul style="list-style-type: none"> <li>Allow—users can create a duplicate record while editing an existing record</li> <li>Block—users can't create a duplicate record while editing an existing record</li> </ul>	Small, 50.0	50.0
active	Boolean	Indicates whether the duplicate rule is active ( <code>true</code> ) or not ( <code>false</code> ).	Small, 50.0	50.0
duplicateRuleFilters	<a href="#">Duplicate Rule Filter</a> on page 222[]	A list of filters that are used by the duplicate rule.	Small, 50.0	50.0
matchRules	<a href="#">Match Rule</a> on page 241[]	A list of the match rules that are used by the duplicate rule.	Small, 50.0	50.0
name	String	The name of the duplicate rule.	Small, 50.0	50.0
operationsOnInsert	String[]	Actions to take when a user creates a duplicate record. Possible values are: <ul style="list-style-type: none"> <li>Alert</li> <li>Report</li> </ul>	Small, 50.0	50.0
operationsOnUpdate	String[]	Actions to take when the edits to a record cause it to become a duplicate record. Possible values are: <ul style="list-style-type: none"> <li>Alert</li> <li>Report</li> </ul>	Small, 50.0	50.0

## Duplicate Rule Filter

A duplicate rule filter.

Property Name	Type	Description	Filter Group and Version	Available Version
booleanFilter	String	The filter's boolean logic.	Small, 50.0	50.0
filterItems	<a href="#">Duplicate Rule Filter Item</a> on page 223[]	A list of filter items.	Small, 50.0	50.0
ruleCriteria	String	The rule criteria.	Small, 50.0	50.0



## Duplicate Rule Filter Item

A filter, or condition, for a duplicate rule. For example, a condition can specify that this rule applies only to movies that were produced in the United States.

Property Name	Type	Description	Filter Group and Version	Available Version
field	String	The name of the field on which the condition is evaluated.	Small, 50.0	50.0
operation	String	The condition operator. For example, <code>equals</code> or <code>includes</code> .	Small, 50.0	50.0
sortOrder	Integer	Conditions are applied in the specified order. The order of the condition, starting with 1.	Small, 50.0	50.0
value	String	The value of <code>field</code> that matches the condition. For example, to specify that a rule applies only to movies produced in the United States, set the value to <code>United States</code> .	Small, 50.0	50.0

## Error Message

An error code and error message.

Property	Type	Description	Filter Group and Version	Available Version
errorCode	String	An error code with information about the error, for example, <code>INSUFFICIENT_PRIVILEGES</code>	Small, 41.0	41.0
message	String	Description of error	Small, 41.0	41.0

SEE ALSO:

[Batch Result Item](#)

## Error with Output

Contains extra information about errors. In rare cases, an error message isn't enough to describe the reason for a failure. For example, when a conflicting precondition exists, the error result can include the information about the cause of the conflict.


User Interface API enforces Salesforce validation rules. If a validation rule fails, the error is reported here.

Property	Type	Description	Filter Group and Version	Available Version
enhancedErrorType	String	Indicates the type of the <code>output</code> property. The value is either <code>null</code> or <code>RecordError</code> .	Small, 41.0	41.0

Property	Type	Description	Filter Group and Version	Available Version
message	String	Description of the error.	Small, 41.0	41.0
output	Any response body	<p>The response body returned by the requested resource. For example, if a successful request returns a <a href="#">Object Info</a> response body but an error triggers the Error with Output response body, the value of the <code>output</code> property is an Object Info response body.</p> <p>When an error occurs related to record create or update, this value is <a href="#">Record Exceptions</a>.</p>	Small, 41.0	41.0

## Field

A field's metadata.

 **Important:** Where possible, we changed noninclusive terms to align with our company value of Equality. Because changing the often-used term master-detail can break customer implementations, we maintained this reference.

Property Name	Type	Description	Filter Group and Version	Available Version
apiName	String	The API name for this field.	Small, 41.0	41.0
calculated	Boolean	Indicates whether the field is a custom formula field.	Small, 41.0	41.0
compound	Boolean	<p>Indicates whether the field is a top-level compound field.</p> <p>If the <code>dataType</code> is <code>Location</code>, this value is usually <code>false</code>.</p>	Small, 41.0	41.0
compoundComponentName	String	If this field is a component field of a compound field, the value is the normalized component name, otherwise the value is <code>null</code> . For example, if the field represents <code>"BillingStreet"</code> of an <code>Address</code> compound field, this property contains <code>"Street"</code> .	Small, 41.0	41.0
compoundFieldName	String	If this field is a component field of a compound field, this property contains the top-level compound field. Otherwise, the value of this property is <code>null</code> .	Small, 41.0	41.0

Property Name	Type	Description	Filter Group and Version	Available Version
controllerName	String	If this field is a dependent picklist, this property is the name of the field that controls the values of the picklist.	Small, 41.0	41.0
controllingFields	String[]	If this field is a dependent picklist, this property is a collection of fields that control the values in the picklist. When there's a hierarchy of controlling fields, the collection starts with the immediate parent and moves up the tree.		
createable	Boolean	Indicates whether the field can be created.	Small, 41.0	41.0
custom	Boolean	Indicates whether the field is custom.	Small, 41.0	41.0
dataType	String	Field type. One of these values: <ul style="list-style-type: none"> <li>• Address</li> <li>• Anytype</li> <li>• Base64</li> <li>• Boolean</li> <li>• ComboBox</li> <li>• ComplexValue—ComplexValue Type (CVT).</li> <li>• Currency</li> <li>• Date</li> <li>• DateTime</li> <li>• Double</li> <li>• Email</li> <li>• EncryptedString</li> <li>• Int</li> <li>• JunctionIdList</li> <li>• Location</li> <li>• Long</li> <li>• MultiPicklist—To populate the multi-select picklist, <a href="#">Get Values for a Picklist Field</a> or <a href="#">Get Values for All Picklist Fields of a Record Type</a>.</li> <li>• Percent</li> <li>• Phone</li> <li>• Picklist—To populate the picklist, <a href="#">Get Values for a Picklist Field</a></li> </ul>	Small, 41.0	41.0

Property Name	Type	Description	Filter Group and Version	Available Version
		<p>or <a href="#">Get Values for All Picklist Fields of a Record Type</a>.</p> <ul style="list-style-type: none"> <li>Reference</li> <li>String</li> <li>TextArea</li> <li>Time</li> <li>Url</li> </ul>		
externalId	String	External ID of the field.	Small, 60.0	60.0
extraTypeInfo	String	<p>More data type information. One of these values:</p> <ul style="list-style-type: none"> <li>ExternalLookup—External lookup</li> <li>ImageUrl—Image url</li> <li>IndirectLookup—Indirect lookup</li> <li>PersonName—Person name</li> <li>PlainTextArea—Plain text area</li> <li>RichTextArea—Rich text area</li> <li>SwitchablePersonName—Switchable person name</li> </ul>	Small, 41.0	41.0
filterable	Boolean	<p>Indicates whether the field is filterable. If <code>true</code>, then this field can be specified in the <code>WHERE</code> clause of a SOQL statement.</p>	Small, 41.0	41.0
filteredLookupInfo	<a href="#">Filtered Lookup Info</a>	If the field is a reference field type with a lookup filter, this value contains the lookup information.	Small, 41.0	41.0
highScaleNumber	Boolean	Indicates whether the field stores numbers to 8 decimal places regardless of what's specified in the field details.	Small, 41.0	41.0
htmlFormatted	Boolean	Indicates whether the field has been formatted for HTML and should be encoded for display in HTML. Also indicates whether a field is a custom formula field that has an IMAGE text function.	Small, 41.0	41.0
inlineHelpText	String	The text that displays in the field-level help hover text.	Medium, 41.0	41.0

Property Name	Type	Description	Filter Group and Version	Available Version
label	String	Text label that is displayed next to the field in the Salesforce user interface. This label may be localized.	Small, 41.0	41.0
length	Integer	For string fields, the maximum size of the field in number of Unicode characters (not bytes).	Small, 41.0	41.0
maskType	String	Mask type of the field.	Small, 60.0	60.0
nameField	Boolean	Indicates whether the field is a name field.	Small, 41.0	41.0
polymorphicForeignKey	Boolean	Indicates whether the field is a foreign key over a domain of multiple objects.	Small, 41.0	41.0
precision	Integer	For double fields, indicates the maximum number of digits that can be stored, on both sides of the decimal point.	Small, 41.0	41.0
reference	Boolean	Indicates whether the field is a foreign key to another record.  A reference field contains an Id value that points to a unique record (usually the parent record) on another object.	Small, 41.0	41.0
referenceTargetField	String	For indirect lookup relationships on external objects, this property is the target custom field of the referenced object.	Medium, 41.0	41.0
referenceToInfos	<a href="#">Reference to Info</a>	For fields that refer to other objects, this list includes information about the object types and name fields of the referenced objects.	Small, 41.0	41.0
relationshipName	String	The name of the relationship, if this relationship is a master-detail relationship field.	Small, 41.0	41.0
required	Boolean	Indicates whether the field is required when creating or editing a record.  To determine which fields are required in a layout, use the <a href="#">RecordLayoutItem.required</a> property.	Small, 41.0	41.0
scale	Integer	For double fields, indicates the number of digits to the right of the decimal point.	Small, 41.0	41.0

Property Name	Type	Description	Filter Group and Version	Available Version
searchPrefilterable	Boolean	Indicates whether a foreign key (relationship field) can be included in a SOSL WHERE clause.	Big, 41.0	41.0
sortable	Boolean	Indicates whether the field is sortable. If <code>true</code> , then this field can be specified in a SOQL ORDER BY clause.	Small, 41.0	41.0
unique	Boolean	Indicates whether a field's value must be unique.	Small, 41.0	41.0
updateable	Boolean	Indicates whether the field can be edited.	Small, 41.0	41.0

SEE ALSO:

[Object Info](#)

## Field Layout Component

A field in a record layout.

Property Name	Type	Description	Filter Group and Version	Available Version
apiName	String	The API name of the field.	Small, 41.0	41.0
componentType	String	The value is <code>Field</code> .	Small, 41.0	41.0
label	String	The label of the field.	Small, 41.0	41.0

SEE ALSO:

[Record Layout Item](#)

## Field Value

The raw and displayable field values for a field in a record.

Property Name	Type	Description	Filter Group and Version	Available Version
displayValue	String	<p>The displayable value for a field.</p> <p>This field is non-null in these cases.</p> <ul style="list-style-type: none"> <li>The <code>value</code> property can be localized to the context user's language.</li> </ul>	Small, 41.0	41.0

Property Name	Type	Description	Filter Group and Version	Available Version
		<ul style="list-style-type: none"> <li>The <code>value</code> property is a date or currency that can be formatted for display.</li> </ul> <p>If the <code>dataType</code> on page 224 of a field is <code>Date</code> or <code>DateTime</code>, it uses the short format in this <a href="#">table</a>.</p> <p>If the <code>dataType</code> of a field is <code>Currency</code>, it uses the format in this <a href="#">table</a>.</p> <ul style="list-style-type: none"> <li>The <code>value</code> property is a related record.</li> </ul>		
<code>value</code>	Object	<p>The value of a field in its raw data form.</p> <p>If the field is a related record, the raw value contains a nested <a href="#">Record</a> response body.</p> <p>If this value is <code>null</code>, the <code>displayValue</code> is also <code>null</code>.</p> <p>Date and time information is in ISO 8601 format.</p>	Small, 41.0	41.0

## SEE ALSO:

[Record](#)[Record Template Clone](#)[Record Template Create](#)

## Filtered Lookup Info

Metadata for a lookup filter.

Property Name	Type	Description	Filter Group and Version	Available Version
<code>controllingFields</code>	String[]	A collection of controlling fields when the lookup filter is dependent on the source object.	Small, 41.0	41.0
<code>dependent</code>	Boolean	Indicates whether the lookup filter is dependent on the source object.	Small, 41.0	41.0

Property Name	Type	Description	Filter Group and Version	Available Version
optionalFilter	Boolean	Indicates whether the lookup filter is optional.	Small, 41.0	41.0

SEE ALSO:

[Field](#)

## Lead Status Picklist Value Attributes

Additional picklist value attributes for lead statuses.

Property Name	Type	Description	Filter Group and Version	Available Version
converted	Boolean	If this status indicates the lead has been converted, the value is <code>true</code> , otherwise <code>false</code> . For more info, see the documentation for the <code>LeadStatus</code> standard object.	Small, 41.0	41.0
picklistAttribute	String	The value is <code>LeadStatus</code> . Indicates that these value attributes are associated with the status of a Lead.	Small, 41.0	41.0

SEE ALSO:

[Picklist Value](#)

## List Column

A column in a list.

Property Name	Type	Description	Filter Group and Version	Available Version
fieldApiName	String	The API name for the field.	Small, 42.0	42.0
inlineEditAttributes	Map<String, <a href="#">List Column Inline Edit Attributes</a> >	Map of record type ID to inline edit attributes for the column.	Small, 61.0	61.0
label	String	The label of the field.	Small, 42.0	42.0
lookupId	String	The ID of the field if the field is a reference. If the field isn't a reference, the value can be null.	Small, 58.0	58.0



Property Name	Type	Description	Filter Group and Version	Available Version
searchable	Boolean	Indicates whether the list column is searchable.	Small, 61.0	61.0
sortable	Boolean	Indicates whether the list column is sortable.	Small, 42.0	42.0

SEE ALSO:

[Get List View Records and Metadata \(Deprecated\)](#)

[List Info](#)

## List Column Inline Edit Attributes

List column inline edit attributes.

Property Name	Type	Description	Filter Group and Version	Available Version
editable	Boolean	Indicates whether the column can be edited inline.	Small, 61.0	61.0
required	Boolean	Indicates whether the column is required to be populated when inline editing.	Small, 61.0	61.0

SEE ALSO:

[List Column](#)

## List Filter by Info

Information used to filter a list.

Property Name	Type	Description	Filter Group and Version	Available Version
fieldApiName	String	The API name for the field used to filter the list.	Small, 42.0	42.0
label	String	The label for the field used to filter the list.	Small, 42.0	42.0
operandLabels	String[]	The values (or label if one exists) used to filter the list.	Small, 42.0	42.0

Property Name	Type	Description	Filter Group and Version	Available Version
operator	String	The filter operator. One of these values: <ul style="list-style-type: none"><li>• Contains</li><li>• Equals</li><li>• Excludes</li><li>• GreaterOrEqual</li><li>• GreaterThan</li><li>• Includes</li><li>• LessOrEqual</li><li>• LessThan</li><li>• NotContain</li><li>• NotEqual</li><li>• StartsWith</li><li>• Within</li></ul>	Small, 42.0	42.0

## SEE ALSO:

[Get List View Records and Metadata \(Deprecated\)](#)[List Info](#)[Related List Info](#)

## List Info Share

List info share.

Property Name	Type	Description	Filter Group and Version	Available Version
label	String	Label for the shared item.	Small, 61.0	61.0
shareApiName	String	API name for the shared item.	Small, 61.0	61.0

## SEE ALSO:

[List Info Share Category](#)

## List Info Share Category

List info share category.

Property Name	Type	Description	Filter Group and Version	Available Version
shareType	String	Share type for the category. Values are: <ul style="list-style-type: none"><li>ChannelProgramGroup</li><li>Regular</li><li>Role</li><li>RoleAndSubordinates</li><li>RoleAndSubordinatesInternal</li><li>Territory</li><li>TerritoryAndSubordinates</li></ul>	Small, 61.0	61.0
shares	<a href="#">List Info Share[]</a>	Shares in the category.	Small, 61.0	61.0

SEE ALSO:

[List Info](#)

## List Info Summary

List info summary.

Property Name	Type	Description	Filter Group and Version	Available Version
apiName	String	API name of the list.	Small, 61.0	61.0
id	String	ID of the list.	Small, 61.0	61.0
label	String	List's label.	Small, 61.0	61.0
url	String	List's UI URL.	Small, 61.0	61.0

SEE ALSO:

[List Info Summary Collection](#)

## List Inline Edit Details

List inline edit details.

Property Name	Type	Description	Filter Group and Version	Available Version
message	String	Message describing why inline edit is off.	Small, 61.0	61.0

Property Name	Type	Description	Filter Group and Version	Available Version
state	String	State of inline edit for the list. Values are: <ul style="list-style-type: none"><li>• Disabled</li><li>• Enabled</li><li>• Off</li></ul>	Small, 61.0	61.0

SEE ALSO:

[List Info](#)

## List Object Column

List object column.

Property Name	Type	Description	Filter Group and Version	Available Version
alias	String	Alias for the column.	Small, 61.0	61.0
dataType	String	Data type for the column. Values are: <ul style="list-style-type: none"><li>• Address</li><li>• Anytype</li><li>• Base64</li><li>• Boolean</li><li>• ComboBox</li><li>• ComplexValue</li><li>• Currency</li><li>• Date</li><li>• DateTime</li><li>• Double</li><li>• Email</li><li>• EncryptedString</li><li>• Int</li><li>• JunctionIdList</li><li>• Location</li><li>• Long</li><li>• MultiPicklist</li><li>• Percent</li><li>• Phone</li><li>• Picklist</li><li>• Reference</li></ul>	Small, 61.0	61.0

Property Name	Type	Description	Filter Group and Version	Available Version
		<ul style="list-style-type: none"> <li>String</li> <li>TextArea</li> <li>Time</li> <li>Url</li> </ul>		
defaultFilterOperator	String	Default filter operator for the column.	Small, 61.0	61.0
displayable	Boolean	Indicates whether the column is displayable ( <code>true</code> ) or not ( <code>false</code> ).	Small, 61.0	61.0
fieldApiName	String	Field API name for the column.	Small, 61.0	61.0
filterable	Boolean	Indicates whether the column is filterable ( <code>true</code> ) or not ( <code>false</code> ).	Small, 61.0	61.0
label	String	Label for the column.	Small, 61.0	61.0
picklistValues	<a href="#">List Object Picklist Value[]</a>	List of allowed picklist values for the column.	Small, 61.0	61.0
sortable	Boolean	Indicates whether the column is sortable ( <code>true</code> ) or not ( <code>false</code> ).	Small, 61.0	61.0
supportedFilterOperators	String[]	Supported filter operators for the column. Values are: <ul style="list-style-type: none"> <li>Contains</li> <li>Equals</li> <li>Excludes</li> <li>GreaterOrEqual</li> <li>GreaterThan</li> <li>Includes</li> <li>LessOrEqual</li> <li>LessThan</li> <li>NotContain</li> <li>NotEqual</li> <li>StartsWith</li> <li>Within</li> </ul>	Small, 61.0	61.0

SEE ALSO:

[List Object Info](#)

## List Object Picklist Value

List object picklist value.

Property Name	Type	Description	Filter Group and Version	Available Version
apiName	String	API name for the picklist value.	Small, 61.0	61.0
label	String	Label for the picklist value.	Small, 61.0	61.0

SEE ALSO:

[List Object Column](#)

## List Object Scope

List object scope.

Property Name	Type	Description	Filter Group and Version	Available Version
apiName	String	API name for the scope.	Small, 61.0	61.0
availableEntities	<a href="#">List Object Scope Available Entity</a> []	Available entities, such as groups or queues, for the scope.	Small, 61.0	61.0
label	String	Label for the scope.	Small, 61.0	61.0

SEE ALSO:

[List Object Info](#)

## List Object Scope Available Entity

List object scope available entity, such as a group or queue.

Property Name	Type	Description	Filter Group and Version	Available Version
id	String	ID for the available entity.	Small, 61.0	61.0
label	String	Label for the available entity.	Small, 61.0	61.0

SEE ALSO:

[List Object Scope](#)

## List Order By Info

Ordering information for a list.

Property Name	Type	Description	Filter Group and Version	Available Version
fieldApiName	String	The API name for the field.	Small, 42.0	42.0
isAscending	Boolean	Indicates whether the list column is ascending or descending.	Small, 42.0	42.0
label	String	The localized label of the field.	Small, 42.0	42.0

SEE ALSO:

[Get List View Records and Metadata \(Deprecated\)](#)

[List Info](#)

[Related List Info](#)

[Related List User Preferences](#)

[List Preferences](#)

## List Reference

The list view referenced by the collection or metadata.

Property Name	Type	Description	Filter Group and Version	Available Version
id	String	The list view ID.	Small, 42.0	42.0
listViewApiName	String	The list view's API name, for example, <code>AllAccounts</code>	Small, 43.0	43.0
objectApiName	String	A <a href="#">supported</a> object, such as <code>Account</code> .	Small, 42.0	42.0
type	String	The list view type.	Small, 42.0	42.0

SEE ALSO:

[List Record Collection](#)

[List Info](#)

[List Preferences](#)

## List Scope

List scope.

Property Name	Type	Description	Filter Group and Version	Available Version
apiName	String	API name for the scope.	Small, 61.0	61.0
entity	<a href="#">List Scope Entity</a>	Entity for the scope.	Small, 61.0	61.0

Property Name	Type	Description	Filter Group and Version	Available Version
label	String	Label for the scope.	Small, 61.0	61.0
relatedEntity	<a href="#">List Scope Related Entity</a>	Related entity for the scope.	Small, 61.0	61.0

SEE ALSO:

[List Info](#)

## List Scope Entity

List scope entity.

Property Name	Type	Description	Filter Group and Version	Available Version
id	String	ID of the scope entity.	Small, 61.0	61.0
label	String	Label for the scope entity.	Small, 61.0	61.0

SEE ALSO:

[List Scope](#)

## List Scope Related Entity

List scope related entity.

Property Name	Type	Description	Filter Group and Version	Available Version
id	String	ID of the scope entity.	Small, 61.0	61.0
label	String	Label for the scope entity.	Small, 61.0	61.0
type	String	Type of scope entity.	Small, 61.0	61.0

SEE ALSO:

[List Scope](#)

## List User Preference

User preferences for the list view.



Property Name	Type	Description	Filter Group and Version	Available Version
columnWidths	Map<String, Integer>	Column width preferences for the list view. Maps a column name to a width.	Small, 42.0	42.0
columnWrap	Map<String, Boolean>	Column wrapping preferences for the list view. Maps a column name to a boolean that indicates whether the column text wraps.	Small, 42.0	42.0

## SEE ALSO:

[Get List View Records and Metadata \(Deprecated\)](#)[List Info](#)[Related List Info](#)

## Location Field

A complex location value for a record field.

Property Name	Type	Description	Filter Group and Version	Available Version
latitude	Double	Gets the latitude of the location. This value maybe <code>null</code> if both latitude and longitude are <code>null</code> .	Small, 41.0	41.0
longitude	Double	Gets the longitude of the location. This value maybe <code>null</code> if both latitude and longitude are <code>null</code> .	Small, 41.0	41.0

## Match

A group of records that match the duplicate rules.

Property Name	Type	Description	Filter Group and Version	Available Version
duplicateResultInfos	Map<String, <a href="#">Duplicate Result Info</a> on page 221>	A map of the duplicate rules and the information about the duplicate match.	Small, 50.0	50.0
objectApiName	String	The object's API name.	Small, 50.0	50.0
recordIds	String[]	A list of IDs of the matching records.	Small, 50.0	50.0

## Match Engine

Enumeration describing the matching method used by the match rule. Matches can be fuzzy or exact.

Property Name	Type	Description	Filter Group and Version	Available Version
matchEngine	Enumeration	The type of matching used by the match rule. Possible values are: <ul style="list-style-type: none"><li>ExactMatchEngine—use exact matching rules to decide if the field values match.</li><li>FuzzyMatchEngine—use fuzzy matching rules to decide if the field values match.</li></ul>	Small, 50.0	50.0

## Match Result

A duplicate rule match. Duplicate rules are used to control whether and when you can save duplicate records within Salesforce. Duplicate rules tell Salesforce what action to take when you attempt to create a duplicate record. Each duplicate rule requires at least one matching rule to identify which existing records are possible duplicates.

Property Name	Type	Description	Filter Group and Version	Available Version
apiName	String	The API name of the object.	Small, 41.0	41.0
isAllowSave	Boolean	Indicates whether the rule allows a duplicate to be saved.	Big, 41.0	41.0
matchRecordIds	String[]	The IDs of the matching records.	Small, 41.0	41.0
matchRule	String	The developer name of the matching duplicate rule.	Big, 41.0	41.0
objectLabel	String	The object's label.	Small, 41.0	41.0
objectLabelPlural	String	The object's label in plural form.	Small, 41.0	41.0
themeInfo	<a href="#">Theme Info</a>	Information about the object's color and icon.	Small, 41.0	41.0

SEE ALSO:

[Duplicate Record Error](#)

## Match Result Info

Information about the results of a match.

Property Name	Type	Description	Filter Group and Version	Available Version
recordIds	String[]	A list of IDs of the matching records.	Small, 50.0	50.0
rule	String	The name of the match rule used to match the records.	Small, 50.0	50.0

## Match Rule

A match rule defines how duplicate records are identified in duplicate rules and duplicate jobs. Learn about one of the match rules for the specified object, including the match rule's name and the fields that the match rule checks.

Property Name	Type	Description	Filter Group and Version	Available Version
matchEngine	<a href="#">Match Engine</a>	The type of matching used by this match rule.	Small, 50.0	50.0
matchFields	String[]	Fields that the match rule uses when checking for matching records.	Small, 50.0	50.0
name	String	The name of the match rule.	Small, 50.0	50.0
objectApiName	String	The API name of the object to which the match rule belongs.	Small, 50.0	50.0

## Navigation Item

The metadata for a single navigation item (tab).

Property Name	Type	Description	Filter Group and Version	Available Version
availableInClassic	Boolean	If <code>true</code> , the tab is available for Salesforce Classic.	Medium, 43.0	43.0
availableInLightning	Boolean	If <code>true</code> , the tab is available for Lightning Experience.	Medium, 43.0	43.0
color	String	Color of the navigation tab.	Small, 43.0	43.0
content	String	Launch URL of the navigation tab.	Small, 43.0	43.0
custom	Boolean	If <code>true</code> , this navigation tab is a custom tab.	Small, 43.0	43.0
developerName	String	API name of the navigation tab.	Small, 43.0	43.0
iconUrl	String	URL of the icon of the navigation tab.	Medium, 43.0	43.0
id	String	ID of the navigation tab.	Small, 43.0	43.0

Property Name	Type	Description	Filter Group and Version	Available Version
itemType	String	<p>The navigation tab menu type. One of these values:</p> <ul style="list-style-type: none"> <li>• <code>CanvasConnectedApp</code>: The Canvas Collected App menu type. This value matches Describe App Menu value <code>CanvasConnectedApp</code>.</li> <li>• <code>ConnectedApp</code>: The Connected App menu type. This value matches Describe App Menu value <code>ConnectedApp</code>.</li> <li>• <code>Entity</code>: The Entity menu type as found from search-driven sections. This value is not sourced from the Describe App Menu.</li> <li>• <code>Standard</code>: The Standard special case menu type as found from search-driven sections. This value matches Describe App Menu values <code>Standard.*</code>. The rest of the type information is in <code>standardddType</code>.</li> <li>• <code>TabApexPage</code>: The Visualforce tab menu type. This value matches Describe App Menu value <code>Tab.apexPage</code>.</li> <li>• <code>TabAura</code>: The Aura tab menu type. This value matches Describe App Menu value <code>Tab.flexiPage</code>.</li> <li>• <code>TabSObject</code>: The SObject tab menu type. This value matches Describe App Menu value <code>Tab.sObject</code>.</li> <li>• <code>TabWeb</code>: The web tab menu type. This type is only available in Lightning Experience. This value is not sourced from the Describe App Menu.</li> <li>• <code>FullSite</code>: The Full Site tab menu type. This value is not sourced from the Describe App Menu.</li> <li>• <code>Help</code>: The Help menu type. This value is not sourced from the Describe App Menu.</li> <li>• <code>Logout</code>: The Logout menu type. This value is not sourced from the Describe App Menu.</li> </ul>	Small, 43.0	43.0

Property Name	Type	Description	Filter Group and Version	Available Version
		<ul style="list-style-type: none"> <li>• <code>UserProfile</code>: The User Profile menu type. This value is not sourced from the Describe App Menu.</li> <li>• <code>NotificationSettings</code>: The Notification Settings menu type. This value is not sourced from the Describe App Menu.</li> <li>• <code>Record</code>: The Record menu type. This value is not sourced from the Describe App Menu.</li> <li>• <code>ListView</code>: The ListView menu type. This value is not sourced from the Describe App Menu.</li> </ul>		
<code>label</code>	String	Localized label name of the navigation tab.	Small, 43.0	43.0
<code>objectApiName</code>	String	Corresponding object API name of the navigation tab.	Small, 43.0	43.0
<code>objectLabel</code>	String	The label of the corresponding object.	Small, 44.0	44.0
<code>objectLabelPlural</code>	String	The plural label of the corresponding object.	Small, 44.0	44.0
<code>pageReference</code>	<a href="#">Page Reference</a>	Corresponding page reference for the navigation tab.	Small, 43.0	43.0

Property Name	Type	Description	Filter Group and Version	Available Version
standardType	String	<p>The subtype of a Standard menu type for the app. One of these values:</p> <ul style="list-style-type: none"> <li>• Dashboards</li> <li>• Events</li> <li>• Feeds</li> <li>• Groups</li> <li>• Home</li> <li>• MyDay</li> <li>• PendingInterviews</li> <li>• People</li> <li>• ProcessInstanceWorkitem</li> <li>• Reports</li> <li>• Tasks</li> <li>• Topics</li> <li>• News</li> <li>• DistributedMarketing</li> <li>• Forecasting3</li> <li>• ForecastingLightning</li> <li>• Development: Lightning Development Experience</li> <li>• AppLauncher: Lightning Experience App Launcher</li> <li>• DataAssessmentLightning</li> <li>• DiscoveryForAccounts</li> <li>• WaveHome</li> <li>• WaveHomeLightning</li> <li>• WaveHomeLightningEacFree</li> <li>• B2bHome</li> <li>• B2bPardotCampaigns</li> <li>• B2bEmail</li> <li>• B2bMarketablePeople</li> <li>• B2bAutomation</li> <li>• B2bSocialSearch</li> <li>• B2bContent</li> <li>• B2bPardotSettings</li> <li>• OmniSupervisorLightning</li> <li>• ReactNative</li> <li>• LightningBoltHome</li> </ul>	Small, 43.0	43.0

Property Name	Type	Description	Filter Group and Version	Available Version
		<ul style="list-style-type: none"> <li>LightningInstrumentation</li> </ul>		

SEE ALSO:

[Navigation Items](#)

[App](#)

## Object Action

The actions for an object.

Property Name	Type	Description	Filter Group and Version	Available Version
actions	<a href="#">Platform Action</a> []	A list of actions associated with the object.	Small, 41.0	41.0
links	String[]	The subcontext URLs of the current request	Big, 41.0	41.0
url	String	The URL of the current request.	Big, 41.0	41.0

## Object Info Directory Entry

An entry in the Object Info Directory, which is a directory of objects that User Interface API supports and that the context user can access.

Property Name	Type	Description	Filter Group and Version	Available Version
apiName	String	The API name of the object.	Small, 42.0	42.0
keyPrefix	String	The key prefix of the object.	Small, 47.0	47.0
label	String	The label of the object.	Small, 42.0	42.0
labelPlural	String	The plural label of the object.	Small, 42.0	42.0
nameFields	String[]	A list of the API names of the name fields of the object. Most objects have one name field. For example, the Order object has one name field, <code>OrderNumber</code> . However, objects that use a first and last name have multiple name fields. For example, the Contact object has these name fields: <code>FirstName</code> , <code>LastName</code> , and <code>Name</code> .	Small, 47.0	47.0

Property Name	Type	Description	Filter Group and Version	Available Version
objectInfoUrl	String	The URL to get a full object info response for this object (/ui-api/object-info/{objectApiName})	Small, 42.0	42.0

SEE ALSO:

[Object Info Directory](#)

## Opportunity Stage Picklist Value Attributes

Additional picklist value attributes for opportunity stages.

Property Name	Type	Description	Filter Group and Version	Available Version
closed	Boolean	Indicates whether this opportunity stage value represents a closed opportunity. Multiple opportunity stage values can represent a closed opportunity. For more info, see the documentation for the OpportunityStage standard object.	Small, 41.0	41.0
defaultProbability	Double	The default percentage estimate of the confidence in closing a specific opportunity for this opportunity stage value. May be <code>null</code> if forecasting is not enabled for the org. For more info, see the documentation for the OpportunityStage standard object.	Small, 41.0	41.0
forecastCategoryName	String	The default forecast category value for this opportunity stage value. May be <code>null</code> if forecasting is not enabled for the org. For more info, see the documentation for the OpportunityStage standard object.	Small, 41.0	41.0
picklistAttributesValueType	String	The value is <code>OpportunityStage</code> . Indicates that these value attributes are associated with the status of a Opportunity.	Small, 41.0	41.0



Property Name	Type	Description	Filter Group and Version	Available Version
won	Boolean	Indicates whether this opportunity stage value represents a won opportunity. Multiple opportunity stage values can represent a won opportunity. For more info, see the documentation for the OpportunityStage standard object.	Small, 41.0	41.0

SEE ALSO:

[Picklist Value](#)

## Page Reference

A page reference.

Property Name	Type	Description	Filter Group and Version	Available Version
attributes	Map<String, Object>	Values for each attribute specified by the page definition.	Small, 43.0	43.0
state	Map<String, Object>	Optional parameters that are not integral to the resolution of the reference.	Small, 43.0	43.0
type	String	Name of the corresponding page definition.	Small, 43.0	43.0

## Picklist Value

A single picklist value.

Property Name	Type	Description	Filter Group and Version	Available Version
attributes	Either null or one of these response bodies: <ul style="list-style-type: none"> <li><a href="#">Case Status Picklist Value Attributes</a></li> <li><a href="#">Lead Status Picklist Value Attributes</a></li> <li><a href="#">Opportunity Stage Picklist Value Attributes</a></li> </ul>	This property might contain a nested response body to help consumers understand the meaning of the picklist value.	Small, 41.0  The Work Step Picklist Value Attributes type is available in API version 58.0 and later.	41.0  The Work Step Picklist Value Attributes type is available in API version 58.0 and later.

Property Name	Type	Description	Filter Group and Version	Available Version
	<ul style="list-style-type: none"> <li><a href="#">Work Step Status</a></li> <li><a href="#">Picklist Value</a></li> <li><a href="#">Attributes</a></li> </ul>			
label	String	The displayable value of the picklist to use in a UI.	Small, 41.0	41.0
validFor	Integer[]	If the picklist is a dependent picklist, the property contains a list of the controlling value indexes for which this value is valid. If the picklist is an independent picklist, the list is empty.	Small, 41.0	41.0
value	String	The value of the picklist to use in the API.	Small, 41.0	41.0

SEE ALSO:

[Picklist Values](#)

## Platform Action

The metadata, layout information, and data for a platform action.

Property Name	Type	Description	Filter Group and Version	Available Version
actionListContext	String	<p>The context of the action. One of these values:</p> <ul style="list-style-type: none"> <li><a href="#">Chatter</a></li> <li><a href="#">Dockable</a></li> <li><a href="#">FlexiPage</a></li> <li><a href="#">Global</a></li> <li><a href="#">ListView</a></li> <li><a href="#">ListViewRecord</a></li> <li><a href="#">Lookup</a></li> <li><a href="#">MruList</a></li> <li><a href="#">ObjectHomeChart</a></li> <li><a href="#">Photo</a></li> <li><a href="#">Record</a></li> <li><a href="#">RecordEdit</a></li> <li><a href="#">RelatedList</a></li> <li><a href="#">RelatedListRecord</a></li> </ul>	Small, 41.0	41.0

Property Name	Type	Description	Filter Group and Version	Available Version
<code>actionTarget</code>	String	The URL to invoke or describe the action when the action is invoked. Applies only to quick actions.	Big, 41.0	41.0
<code>actionTargetType</code>	String	The type of the target when this action is invoked. One of these values: <ul style="list-style-type: none"> <li><code>Describe</code>—applies to actions with a user interface, such as quick actions</li> <li><code>Invoke</code>—applies to actions with no user interface, such as action links or invocable actions</li> <li><code>Visualforce</code>—applies to standard buttons overridden by a Visualforce page</li> </ul>	Big, 41.0	41.0
<code>apiName</code>	String	The API name of the action.  In API version 46.0 and later, for global actions the prefix <code>Global.</code> is prepended to the API name.	Small, 41.0	41.0
<code>externalId</code>	String	External information associated with the action. <sup>1</sup>	Medium, 41.0	41.0
<code>iconUrl</code>	String	The URL of the action's icon image.	Small, 41.0	41.0
<code>id</code>	String	The ID of this platform action record, which is the 18-character PlatformAction SObject ID, with a prefix of <code>0JV</code> .	Small, 41.0	41.0
<code>isMassAction</code>	String	Indicates whether the action can be performed on multiple records.	Small, 41.0	41.0
<code>label</code>	String	The label to display for this action.	Small, 41.0	41.0
<code>lwcComponent</code>	String	The Lightning web component associated with this action.	Small, 56.0	56.0
<code>primaryColor</code>	String	The primary color of the icon for this action, in Hex color code. For example, <code>7F8DE1</code> .	Small, 41.0	41.0
<code>relatedListRecordId</code>	String	When the <code>actionListContext</code> property is <code>RelatedListRecord</code> , this field represents the ID of the record in an object's related list.	Small, 41.0	41.0
<code>relatedSourceObject</code>	String	When the <code>actionListContext</code> property is <code>RelatedList</code> or <code>RelatedListRecord</code> , this field represents the API name of the related list to which the action belongs.	Small, 41.0	41.0
<code>section</code>	String	The section of the user interface the action resides in. One of these values: <ul style="list-style-type: none"> <li><code>ActivityComposer</code></li> <li><code>CollaborateComposer</code></li> </ul>	Medium, 41.0	41.0

Property Name	Type	Description	Filter Group and Version	Available Version
		<ul style="list-style-type: none"> <li>• Page</li> <li>• SingleActionLinks</li> </ul>		
sourceObject	String	The object that this action is associated with. Either an API name or record ID, depending on the resource.	Small, 41.0	41.0
subtype	String	<p>The subtype of the action. For quick actions, one of these values:</p> <ul style="list-style-type: none"> <li>• Canvas</li> <li>• CaseComment</li> <li>• ChangeDueDate</li> <li>• ChangePriority</li> <li>• ChangeStatus</li> <li>• Create</li> <li>• Email</li> <li>• LightningComponent</li> <li>• LogACall</li> <li>• MobileCreateFull</li> <li>• MobileSmartActions</li> <li>• Post</li> <li>• SendEmail</li> <li>• SocialPost</li> <li>• Update</li> <li>• VisualforcePage</li> </ul> <p>For custom buttons, one of these values:</p> <ul style="list-style-type: none"> <li>• flow</li> <li>• javascript</li> <li>• page</li> <li>• sControl</li> <li>• url</li> </ul> <p>For action links, one of these values:</p> <ul style="list-style-type: none"> <li>• Api</li> <li>• ApiAsync</li> <li>• Download</li> <li>• Ui</li> </ul> <p>Standard buttons and productivity actions have no subtype.</p>	Medium, 41.0	41.0
targetObject	String	The target object that is created when the action is invoked.	Small, 41.0	41.0

Property Name	Type	Description	Filter Group and Version	Available Version
targetUrl	String	The target URL for custom button actions.	Small, 41.0	41.0
type	String	The type of the action. One of these values: <ul style="list-style-type: none"> <li>CustomButton—A button that opens a URL or Visualforce page or executes JavaScript.</li> <li>ProductivityAction—A pre-defined Salesforce action, attached to a limited set of objects.</li> <li>QuickAction—A global or object-specific action.</li> <li>StandardButton—A pre-defined Salesforce button, such as <b>New</b>, <b>Edit</b>, and <b>Delete</b>.</li> </ul>	Small, 41.0	41.0

<sup>1</sup>The format for a quick action is:

```
OrgId:SourceObject::Context:deviceFormat::QuickActionDefinitionId
```

For example:

```
00Dxx0000001gGh:x01xx0000000007AAA::Record:Phone:09Dxx00000000B6
```

The format for a standard action is:

```
OrgId:SourceObject::Context:deviceFormat::StandardButton:ApiName
```

## Record Exceptions

A collection of record exception errors.

Property Name	Type	Description	Filter Group and Version	Available Version
errors	<a href="#">Record Exception Error []</a>	General errors.	Small, 41.0	41.0
fieldErrors	Map<String, <a href="#">Record Exception Error []</a> >	A map of field IDs to field-specific errors.	Small, 41.0	41.0

SEE ALSO:

[Error with Output](#)

## Record Exception Error

Information about a record exception error.

Property Name	Type	Description	Filter Group and Version	Available Version
constituentField	String	<p>If the field is a constituent of a compound field, this property contains the API name of the constituent field, and the <code>field</code> property contains the API name of the compound field.</p> <p>If the field is not a constituent of a compound field, or if no field applies to the error, the value is <code>null</code>.</p>	Small, 41.0	41.0
<del>duplicateRecordError</del>	<a href="#">Duplicate Record Error</a>	Information about possible duplicate records. When the error code is <code>DUPLICATES_DETECTED</code> , this property might contain a value.	Small, 41.0	41.0
errorCode	String	An error status code.	Small, 41.0	41.0
field	String	A field API name. If no field applies to the error, the value is <code>null</code> .	Small, 41.0	41.0
fieldLabel	String	A field label. If no field applies to the error, the value is <code>null</code> .	Small, 41.0	41.0
message	String	An error message.	Small, 41.0	41.0

SEE ALSO:

[Record Exceptions](#)

## Record Layout Component

A concrete record layout component.

Property Name	Type	Description	Filter Group and Version	Available Version
apiName	String	If a field powers this component, this property contains the API name of the field.	Small, 41.0	41.0

Property Name	Type	Description	Filter Group and Version	Available Version
componentType	String	One of these values: <ul style="list-style-type: none"> <li>• Canvas</li> <li>• CustomLink</li> <li>• EmptySpace</li> <li>• Field</li> <li>• ReportChart</li> <li>• VisualforcePage</li> </ul>	Small, 41.0	41.0

SEE ALSO:

[Record Layout Item](#)

## Record Layout Item

An item in a record layout.

Property Name	Type	Description	Filter Group and Version	Available Version
editableForNew	Boolean	Indicates whether the item can be edited when creating a new record.	Small, 41.0	41.0
editableForUpdate	Boolean	Indicates whether the item can be edited when updating a record.	Small, 41.0	41.0
label	String	The text label for the item.	Small, 41.0	41.0
layoutComponents	Collection of components. Collection can contain any of these components: <ul style="list-style-type: none"> <li>• <a href="#">Canvas Layout Component</a></li> <li>• <a href="#">Custom Link Layout Component</a></li> <li>• <a href="#">Field Layout Component</a></li> <li>• <a href="#">Record Layout Component</a></li> <li>• <a href="#">Report Layout Component</a></li> <li>• <a href="#">Visualforce Layout Component</a></li> </ul>	A collection of components that make up the item.	Small, 41.0	41.0
lookupIdApiName	String	The ID field name of a lookup field.	Small, 41.0	41.0
required	Boolean	Indicates whether the field is required in a layout when creating or updating a record. This information is	Small, 41.0	41.0

Property Name	Type	Description	Filter Group and Version	Available Version
		useful to know if you wanted to render required fields with a different treatment, such as a red outline.		
sortable	Boolean	Reserved for future use.	Small, 41.0	41.0
uiBehavior	String	<p>Indicates the layout item behavior on the specified layout. The value doesn't reflect user-level or profile-level access. Available values are:</p> <ul style="list-style-type: none"><li>• <code>Edit</code>—The layout field can be edited but isn't required.</li><li>• <code>Required</code>—The layout field can be edited and is required.</li><li>• <code>Readonly</code>—The layout field is read-only.</li></ul> <p>This field applies only to page layouts and mini layouts. For other types of layouts such as compact layouts or quick action layouts, this field is <code>null</code>.</p>	Small, 63.0	63.0

SEE ALSO:

[Record Layout Row](#)

## Record Layout Row

A row in a record layout.



Property Name	Type	Description	Filter Group and Version	Available Version
layoutItems	<a href="#">Record Layout Item</a> []	A collection of items in the row, from left to right. Might not extend to the last column.	Small, 41.0	41.0

SEE ALSO:

[Record Layout Section](#)

## Record Layout Save Option

The save option for a record layout. Save options define behavior that occurs when objects are created or modified using the given layout. For example, for Cases and Leads, a “UseDefaultAssignmentRule” save option is exposed to control whether assignment rules are applied when Cases or Leads are created or edited.

Property Name	Type	Description	Filter Group and Version	Available Version
defaultValue	Boolean	Indicates whether the save option defaults to enabled ( <code>true</code> ) or not ( <code>false</code> ).	Small, 51.0	51.0
isDisplayed	Boolean	Indicates whether the save option is displayed in the layout or not.	Small, 51.0	51.0
label	String	Label for the save option.	Small, 51.0	51.0
name	String	API name for the save option.	Small, 51.0	51.0
restHeaderName	String	REST API header for the save option.	Small, 51.0	51.0
soapHeaderName	String	SOAP API header for the save option.	Small, 51.0	51.0

## Record Layout Section

A section in a record layout.

Property Name	Type	Description	Filter Group and Version	Available Version
collapsible	Boolean	Indicates whether the section can be collapsed.	Medium, 41.0	41.0
columns	Integer	The number of columns in the section.	Small, 41.0	41.0
heading	String	The heading text for the section.	Small, 41.0	41.0
id	String	The ID of the section.	Small, 41.0	41.0
layoutRows	<a href="#">Record Layout Row</a> []	A collection of the rows in the section.	Small, 41.0	41.0
rows	Integer	The number of rows in the section.	Small, 41.0	41.0

Property Name	Type	Description	Filter Group and Version	Available Version
tabOrder	String	Indicates the tab order for the items in the section during view and edit. Valid values are: <ul style="list-style-type: none"><li>• LeftRight</li><li>• TopDown</li></ul>	Small, 63.0	63.0
useHeading	Boolean	Indicates whether the heading text is expected to be displayed.	Medium, 41.0	41.0

SEE ALSO:

[Record Layout](#)

## Record Layout Section User State

The user state information for a record layout section.

Property Name	Type	Description	Filter Group and Version	Available Version
collapsed	Boolean	Indicates whether the section is initially displayed as collapsed ( <code>true</code> ) or expanded ( <code>false</code> ).	Small, 41.0	41.0
id	String	The ID of a layout section.	Small, 41.0	41.0

SEE ALSO:

[Record UI](#)

## Record Layout User State

The user state information for a record layout.

Property Name	Type	Description	Filter Group and Version	Available Version
id	String	The ID of a layout.	Small, 41.0	41.0
sectionUserStates	Map<String, <a href="#">Record Layout Section User State</a> >	A map of layout section user states, keyed to section IDs.	Small, 41.0	41.0

## Record Template Clone

A record template containing the default information and data needed to clone a record. Use these values in a request to `POST /ui-api/records`.

Property Name	Type	Description	Filter Group and Version	Available Version
<code>apiName</code>	String	The record's object API name.	Small, 49.0	49.0
<code>cloneSourceID</code>	String	The ID of the cloned record. This top-level property returns the same result as <code>CloneSourceId</code> in the <code>fields</code> property.	Small, 52.0	52.0
<code>fields</code>	<a href="#">Field Value[]</a>	The field data for this record.  The response includes only requested fields and <code>CloneSourceId</code> . If you don't pass any fields, the response includes only <code>CloneSourceId</code> .	Small, 49.0	49.0
<code>recordTypeId</code>	String	The RecordType ID of the record.	Small, 49.0	49.0

SEE ALSO:

[Record Defaults Template Clone](#)

## Record Template Create

A record template containing the default information and data needed to create a record. Use these values in a request to `POST /ui-api/records`.


Property Name	Type	Description	Filter Group and Version	Available Version
<code>apiName</code>	String	The record's object API name.	Small, 49.0	49.0
<code>fields</code>	<a href="#">Field Value[]</a>	The field data for this record.  If you don't pass any fields, the response doesn't include any fields.	Small, 49.0	49.0
<code>recordTypeId</code>	String	The RecordType ID of the record.	Small, 49.0	49.0

SEE ALSO:

[Record Defaults Template Create](#)

## Record Type Info

Information about a record type.

 **Important:** Where possible, we changed noninclusive terms to align with our company value of Equality. Because changing terms in our code can break current implementations, we maintained this metadata type's name.

Property Name	Type	Description	Filter Group and Version	Available Version
available	Boolean	Indicates whether this record type is available to the context user when creating a record.	Small, 41.0	41.0
defaultRecordTypeMapping	Boolean	Indicates whether this record type mapping is the default for the associated object.	Small, 41.0	41.0
master	Boolean	Indicates whether this record type is the master record type. The master record type is the default record type that's used when a record has no custom record type associated with it.	Small, 41.0	41.0
name	String	The record type's label name.	Small, 41.0	41.0
recordTypeId	String	The ID of the record type.	Small, 41.0	41.0

SEE ALSO:

[Record](#)

[Object Info](#)

## Reference To Info

Information about a reference field's referenced types and the name field names of those types.

Property Name	Type	Description	Filter Group and Version	Available Version
apiName	String	The object API name of a type being referenced in a relationship.	Small, 41.0	41.0
nameFields	String[]	A collection of names of the name fields for this object type. Combined with the relationship name, you can determine how to query this type's name fields, for example, <code>Parent.Name</code> . Typically there is one name field per object, except where <code>FirstName</code> and <code>LastName</code> fields are used.	Small, 41.0	41.0

SEE ALSO:

[Field](#)

## Related List Column

A column in a related list.

Property Name	Type	Description	Filter Group and Version	Available Version
dataType	String	Field type. One of these values: <ul style="list-style-type: none"> <li>• address</li> <li>• base64</li> <li>• boolean</li> <li>• combobox</li> <li>• complexvalue—Complex Value type (cvt)</li> <li>• currency</li> <li>• date</li> <li>• datetime</li> <li>• double</li> <li>• email</li> <li>• encryptedstring</li> <li>• int</li> <li>• location</li> <li>• multipicklist</li> <li>• percent</li> <li>• phone</li> <li>• picklist</li> <li>• reference</li> <li>• string</li> <li>• textarea</li> <li>• time</li> <li>• url</li> </ul>	Small, 57.0	57.0
fieldApiName	String	The API name for the field.	Small, 42.0	42.0
filterable	Boolean	Indicates whether this column is filterable ( <code>true</code> ) or not ( <code>false</code> ).	Small, 57.0	57.0
label	String	The label of the field.	Small, 42.0	42.0
lookupId	String	The ID of the field if the field is a reference. If the field isn't a reference, the value can be null.	Small, 49.0	49.0
picklistValues	String[]	The picklist values for this field. <code>Null</code> if the field isn't a picklist field.	Small, 57.0	57.0

Property Name	Type	Description	Filter Group and Version	Available Version
quickFilterOperator	String	The operator used for quick filters on this column.	Small, 57.0	57.0
sortable	Boolean	Indicates whether the list column is sortable.	Small, 42.0	42.0

SEE ALSO:

[Related List Info](#)

[Get Related List Metadata](#)

[Update Related List Metadata](#)

## Related List Info Summary

A summary of a related list for an object.

Property Name	Type	Description	Filter Group and Version	Available Version
entityLabel	String	The label for the related list object.	Small, 50.0	50.0
entityLabelPlural	String	The plural label for the related list object.	Small, 50.0	50.0
fieldApiName	String	The API name of the field in the child object that links to the parent object.	Small, 50.0	50.0
keyPrefix	String	The key prefix for IDs of the object that populates the list. This can be null for some related lists.	Small, 50.0	50.0
label	String	The related list label.	Small, 50.0	50.0
objectApiName	String	The API name for the object.	Small, 50.0	50.0
parentFieldApiName	String	The name of the field that relates the object to the parent object.	Small, 50.0	50.0
relatedListId	String	The ID of the related list.	Small, 50.0	50.0
relatedListInfoUrl	String	The URL to fetch the metadata for the related list.	Small, 50.0	50.0
themeInfo	<a href="#">Theme Info</a>	The theme info for the related list object.	Small, 50.0	50.0

SEE ALSO:

[Related List Info Summary Collection](#)

## Related List Reference

The related list referenced by the collection or metadata.

Property Name	Type	Description	Filter Group and Version	Available Version
id	String	ID of the related list reference.	Small, 50.0	50.0
inContextOfRecordId	String	ID of the parent record for the related list.	Small, 50.0	50.0
listViewApiName	String	API name of the related list, for example, <code>Contacts</code> .	Small, 50.0	50.0
objectApiName	String	API name of the <a href="#">supported</a> related list object, such as <code>Contact</code> .	Small, 50.0	50.0
parentObjectApiName	String	API name for the parent object of the related list.	Small, 50.0	50.0
recordTypeId	String	Record type ID for the parent of the related list.	Small, 50.0	50.0
relatedListId	String	ID of the related list.	Small, 50.0	50.0
type	String	Type of related list.	Small, 50.0	50.0

SEE ALSO:

[Related List Info](#)

[Related List Record Collection](#)

[Related List Record Count](#)

## Report Layout Component

A report chart component on a record layout page.

Property Name	Type	Description	Filter Group and Version	Available Version
apiName	String	If a field powers this component, this property contains the API name of the field.	Small, 41.0	41.0
cacheData	Boolean	Indicates whether to cache data ( <code>true</code> ) or not ( <code>false</code> ).	Small, 41.0	41.0
componentType	String	The value is <code>ReportChart</code> .	Small, 41.0	41.0
error	String	An error message.	Small, 41.0	41.0
filter	String	A filter for the report.	Small, 41.0	41.0
hideOnError	Boolean	Indicates whether to hide the component when there's an error ( <code>true</code> ) or not ( <code>false</code> ).	Small, 41.0	41.0
placeholder	String	A placeholder for the report.	Small, 41.0	41.0
reportId	String	The component's report ID.	Small, 41.0	41.0

Property Name	Type	Description	Filter Group and Version	Available Version
showTitle	Boolean	Indicates whether to show the title of the report ( <code>true</code> ) or not ( <code>false</code> ).	Small, 41.0	41.0
size	String	The size of the component.	Small, 41.0	41.0

SEE ALSO:

[Record Layout Item](#)

## Theme Banner

A theme banner image. Theme banners have a higher aspect ratio than theme images. The banner size may change slightly, so code accordingly.

Property	Type	Description	Filter Group and Version	Available Version
fullSizeUrl	String	The URL of the banner image.	Small, 42.0	42.0

SEE ALSO:

[Theme](#)

## Theme Image

A theme image at three sizes: small, medium, and large. Specific sizes may change slightly, so code accordingly.

Property	Type	Description	Filter Group and Version	Available Version
largeUrl	String	The URL of the large image.	Small, 42.0	42.0
mediumUrl	String	The URL of the medium image.	Small, 42.0	42.0
smallUrl	String	The URL of the small image.	Small, 42.0	42.0

SEE ALSO:

[Theme](#)

## Theme Info

Color and icon information for a theme.



Property Name	Type	Description	Filter Group and Version	Available Version
color	String	Color	Small, 41.0	41.0
iconUrl	String	Icon URL	Small, 41.0	41.0

SEE ALSO:

[Object Info](#)

[Related List Info Summary](#)

## Visualforce Layout Component

A Visualforce component on a record layout page.

Property Name	Type	Description	Filter Group and Version	Available Version
apiName	String	If a field powers this component, this property contains the API name of the field.	Small, 41.0	41.0
componentType	String	The value is <code>VisualforcePage</code> .	Small, 41.0	41.0
height	String	The height of the component.	Small, 41.0	41.0
showLabel	Boolean	Indicates whether to show the section label with this Visualforce component ( <code>true</code> ) or not ( <code>false</code> ).	Small, 41.0	41.0
showScroll	Boolean	Indicates whether to show the scroll bar on the canvas component ( <code>true</code> ) or not ( <code>false</code> ).	Small, 41.0	41.0
visualforceUrl	String	The Visualforce URL.	Small, 41.0	41.0
width	String	The width of the component.	Small, 41.0	41.0

SEE ALSO:

[Record Layout Item](#)

## Work Step Status Picklist Value Attributes

Additional picklist value attributes for work step statuses.

To use work step status picklist value attributes, you must have [Field Service](#) enabled in your org.

For more information, see the [WorkStepStatus object documentation](#).

Property Name	Type	Description	Filter Group and Version	Available Version
statusCode	String	Indicates the status category that this status belongs to.	Small, 58.0	58.0
sortOrder	Integer	Indicates the order in which the work step statuses are displayed in the status category's picklist.	Small, 58.0	58.0

SEE ALSO:

[Picklist Value](#)

## CHAPTER 6 User Interface API Appendices

User Interface API supports all custom objects and external objects and many standard objects. Use these appendices to find more information on supported objects. You can also find retired resources, request bodies, and response bodies here.

### [Supported Objects](#)

User Interface API supports all custom objects and external objects and many standard objects.

### [Retired Resources](#)

These User Interface API resources are retired.

### [Retired Response Bodies](#)

These User Interface API response bodies are retired.

## Supported Objects

---

User Interface API supports all custom objects and external objects and many standard objects.

To get a directory of objects that are supported by the API and accessible to the context user, use the `/ui-api/object-info` resource.

To understand how the API operates on supported objects, let's look at some examples.

This resource gets object metadata. It operates on any supported object.

```
GET /ui-api/object-info/{objectApiName}
```

This example gets Account metadata.

```
GET /ui-api/object-info/Account
```

This resource gets record data and metadata. It operates on any supported object record.

```
GET /ui-api/record-ui/{recordIds}
```

This example gets data and metadata to display an Opportunity record.

```
GET /ui-api/record-ui/006RM000002XCd1YAG
```

Most User Interface API resources support these objects. Related lists resources support every object supported by User Interface API. The list views and most recently used list views resources support smaller sets of objects. For a list of all supported objects, see [All Supported Objects](#).

### [All Supported Objects](#)

User Interface API supports many standard objects as well as all custom and external objects.

[List View Supported Objects](#)

List views support a subset of the standard objects that User Interface API supports.

[Most Recently Used List View Supported Objects](#)

Most Recently Used (MRU) list views support a subset of the standard objects that User Interface API supports.

## SEE ALSO:

[Get a Directory of Supported Objects](#)

## All Supported Objects

User Interface API supports many standard objects as well as all custom and external objects.

For general information about the supported objects for UI API, see [Supported Objects](#). This is a list of supported standard objects.

As of Summer '23, all new standard objects are auto-enabled for UI API usage. This list might not reflect the latest object support. To check if a specific object is supported, use the [/ui-api/object-info/{objectApiName}](#) resource.

- AISentimentResult
- Account
- AccountBrand
- AccountContactRelation
- AccountForecast
- AccountForecastAdjustment
- AccountForecastPeriodMetric
- AccountParticipant
- AccountPartner
- AccountProductForecast
- AccountProductPeriodForecast
- AccountRelationship
- AccountTeamMember
- Accreditation
- AcctMgrPeriodicTargetDstr
- AcctMgrTarget
- AcctMgrTargetDstr
- ActionCadence
- ActionCadenceStep
- ActionCadenceTracker
- ActionCadenceStepTracker
- ActionPlan
- ActionPlanItem
- ActionPlanItemDependency
- ActionPlanTemplate
- ActionPlanTemplateItem
- ActionPlanTemplateItemValue

- ActionPlanTemplateVersion
- ActionPlanTemplateDependency
- ActionPlanTemplateAssessmentInd
- ActionVisibility
- ActivationTarget
- ActiveScratchOrg
- ActivityMetric
- ActivityTiming
- AddOnDefinition
- Address
- AdCreativeSizeType
- AdOrderItem
- AdOrderLineAdTarget
- AdPageLayoutType
- AdProductTargetCategory
- AdQuote
- AdServer
- AdServerAccount
- AdServerUser
- AdSpaceCreativeSizeType
- AdSpaceGroupMember
- AdSpaceSpecification
- AdTargetCategory
- AdTargetCategorySegment
- AdUsage
- AdUsageSummary
- AdvAccountForecastFact
- AdvAcctForecastSetPartner
- AiDataset
- AiImageDetectedObject
- AiImageTrainingObject
- AiVisionModel
- AiVisionModelMetric
- AiVisionModelObjectMetric
- AiVisitRecommendRequest
- AiVisitRecommendation
- AiVisitSummary
- AiVisitTaskRcmd
- AiVisitTaskRcmdRequest
- AirTravelEmssnFctr

- AirTravelEnrgyUse
- AllergyIntolerance
- AlternativePaymentMethod
- ApiAnomalyEventStore
- AppAnalyticsQueryRequest
- AppExtension
- AppMenuItem
- AppUsageAssignment
- ApplicationCase
- AppointmentInvitation
- AppointmentInvitee
- AppointmentReason
- AppointmentTopicTimeSlot
- ApptBundleAggrDurDnscale
- ApptBundleAggrPolicy
- ApptBundleConfig
- ApptBundlePolicy
- ApptBundlePolicySvcTerr
- ApptBundlePropagatePolicy
- ApptBundleRestrictPolicy
- ApptBundleSortPolicy
- Assessment
- AssessmentIndDefinedValue
- AssessmentIndValue
- AssessmentIndicatorDefinition
- AssessmentQuestion
- AssessmentQuestionResponse
- AssessmentQuestionSet
- AssessmentQuestionVersion
- AssessmentTask
- AssessmentTaskContentDocument
- AssessmentTaskDefinition
- AssessmentTaskIndDefinition
- AssessmentTaskOrder
- Asset
- AssetAction
- AssetActionSource
- AssetAttribute
- AssetDowntimePeriod
- AssetRelationship

- AssetStatePeriod
- AssetWarranty
- AssignedResource
- AssistantText
- AssociatedLocation
- Assortment
- AssortmentProduct
- AsyncOperationLog
- AttachedContentNote
- AttributeCategory
- AttributeDefinition
- AttributePicklist
- AttributePicklistValue
- AuthApplicationAsset
- AuthApplicationPlace
- AuthFormRequestRecord
- AuthLocationAccessSchedule
- AuthorNote
- AuthorizationForm
- AuthorizationFormConsent
- AuthorizationFormDataUse
- AuthorizationFormText
- AuthorizedInsuranceLine
- AutomatedAction
- AutomatedActionCondition
- AutomatedActionParameter
- Award
- BCEntityPermission
- BCEntityPermissionSet
- BCFieldPermission
- BCParticipant
- BCParticipantAccess
- BCPermissionSet
- BCRecordAccess
- BCRecordAccessApproval
- BCRelatedParticipant
- BackgroundOperation
- Banker
- BatchJob
- BatchJobPartFailedRecord

- Benefit
- BenefitParameterValue
- BenefitSchedule
- BenefitSession
- BenefitType
- BillingBatchFilterCriteria
- BillingBatchScheduler
- BillingPeriodItem
- BillingPeriodTaxItem
- BillingPolicy
- BillingSchedule
- BillingScheduleCreationStatus
- BillingScheduleGroup
- BillingTreatment
- BillingTreatmentItem
- BldgEnrgyIntensity
- BldgEnrgyIntensityVal
- BldgSizeCategory
- BlockchainAppMember
- BlockchainApplication
- BlockchainEntity
- BlockchainField
- BlockchainMember
- BoardCertification
- BranchUnit
- BranchUnitBusinessMember
- BranchUnitCustomer
- BranchUnitRelatedRecord
- BroadcastCommunication
- Budget
- BudgetAllocation
- BundledCareFeeAgreement
- BusRegAuthTypeDependency
- BusRegAuthorizationType
- BusinessBrand
- BusinessHours
- BusinessLicense
- BusinessLicenseApplication
- BusinessMilestone
- BusinessProfile



- BusinessType
- BuyerAccount
- BuyerGroupPricebook
- CalcProcStepRelationship
- CalculationMatrix
- CalculationMatrixColumn
- CalculationMatrixRow
- CalculationMatrixVersion
- CalculationProcedure
- CalculationProcedureStep
- CalculationProcedureVariable
- CalculationProcedureVersion
- Campaign
- CampaignInfluence
- CampaignInsight
- CampaignMember
- CampaignMemberStatus
- CapitationCareFeeAgreement
- CardPaymentMethod
- CareBarrier
- CareBarrierDeterminant
- CareBarrierType
- CareBenefitVerifyRequest
- CareDeterminant
- CareDeterminantType
- CareDiagnosis
- CareFeeScheduleItem
- CareInterventionType
- CareLimitType
- CareMetricTarget
- CareObservation
- CareObservationComponent
- CarePlanDetail
- CarePerformer
- CarePgmProvHealthcareProvider
- CarePractnFacilityAppt
- CarePreauth
- CarePreauthItem
- CareProgram
- CareProgramCampaign

- CareProgramEligibilityRule
- CareProgramEnrollee
- CareProgramEnrolleeProduct
- CareProgramEnrollmentCard
- CareProgramGoal
- CareProgramProduct
- CareProgramProvider
- CareProgramTeamMember
- CareProviderAdverseAction
- CareProviderFacilitySpecialty
- CareProviderSearchableField
- CareRegisteredDevice
- CareRequest
- CareRequestDrug
- CareRequestExtension
- CareRequestItem
- CareRequestReviewer
- CareSpecialty
- CareSpecialtyTaxonomy
- CareTaxonomy
- CartDeliveryGroup
- CartItem
- CartTax
- Case
- CaseArticle—See [Salesforce Knowledge Developer Guide](#) for UI API limitations.
- CaseContactRole
- CaseMilestone
- CaseParticipant
- CaseRelatedIssue
- CaseServicePlan
- CategorizedCareFeeAgreement
- ChangeRequest
- ChangeRequestRelatedIssue
- ChannelObjectLinkingRule
- ChannelProgram
- ChannelProgramLevel
- ChannelProgramMember
- Claim
- ClaimCase
- ClaimCovPaymentAdjustment

- ClaimCovReserveAdjustment
- ClaimCoverage
- ClaimCoveragePaymentDetail
- ClaimCoverageReserveDetail
- ClaimItem
- ClaimParticipant
- ClaimPaymentSummary
- ClaimRecovery
- ClinicalAlert
- ClinicalEncounter
- ClinicalEncounterDiagnosis
- ClinicalEncounterFacility
- ClinicalEncounterIdentifier
- ClinicalEncounterProvider
- ClinicalEncounterReason
- ClinicalEncounterSvcRequest
- ClinicalServiceRequest
- ClinicalServiceRequestDetail
- CloudServiceProvider
- CodeSet
- CodeSetBundle
- CommSubscription
- CommSubscriptionChannelType
- CommSubscriptionConsent
- CommSubscriptionTiming
- CommissionSchedule
- CommissionScheduleAssignment
- ComplaintCase
- ComplaintParticipant
- ConsentMetric
- ConsentUsageMetric
- ConsumptionRate
- ConsumptionSchedule
- Contact
- ContactEncounter
- ContactEncounterParticipant
- ContactPointAddress
- ContactPointConsent
- ContactPointEmail
- ContactPointPhone

- ContactPointTypeConsent
- ContactRequest
- ContentDocument
- ContentDocumentLink
- ContentDocumentListViewMapping
- ContentFolderItem
- ContentFolderLink
- ContentNote
- ContentVersion
- ContentWorkspace
- Contract
- ContractContactRole
- ContractDocVerContentDoc
- ContractDocVersionSection
- ContractDocumentVersion
- ContractGroupPlan
- ContractGroupPlanGroupClass
- ContractLineItem
- ContractPaymentAgreement
- ContractType
- ContractTypeConfig
- ConversationBroadcast
- ConversationBroadcastEntry
- Coupon
- CourseOffering
- CourtAction
- CourtActionOutcome
- CoverageBenefit
- CoverageBenefitItem
- CoverageBenefitItemLimit
- CoverageType
- CrbnEmsnScopeAlloc
- CrbnEmsnScopeAllocVal
- CredentialStuffingEventStore
- CreditMemo
- CreditMemoInvApplication
- CreditMemoLine
- Crisis
- CryptoTransEnvelopeChgLog
- CspTrustedSites

- Customer
- CustomerProperty
- CustomObjectParticipant
- DandBCompany
- DataAction
- DataActionTarget
- DataConnectorS3
- DataLakeObjectInstance
- DataStream
- DataUseLegalBasis
- DataUsePurpose
- DelegatedAccount
- DeleteEvent
- DeliveryTask
- DiagnosticSummary
- DiagnosticSummaryDetail
- DigitalSignature
- DigitalWallet
- DistributorAuthorization
- DocTemplateSectionCondition
- DocumentChecklistItem
- DocumentEnvelope
- DocumentGenerationSetting
- DocumentRecipient
- DocumentTemplate
- DocumentTemplateClause
- DocumentTemplateContentDoc
- DocumentTemplateSection
- DocumentTemplateToken
- DsarPolicyLog
- DuplicateRecordItem
- DuplicateRecordSet
- ECart
- EditionDefinition
- ElectricityEmsnFctrSet
- ElectronicMediaGroup
- EmailMessage
- EmailTemplate
- Employee
- EmployeeAsset

- EmployeeContact
- EmployeeCrisisAssessment
- EmployeeJob
- EmployeeJobPosition
- EmployeeOrganization
- EmpUserProvisioningProcess
- EmpUserProvisionProcessErr
- EnablementMeasureDefinition
- EnablementProgram
- EndCaseArticle
- EngagementChannelType
- EnhancedLetterhead
- EnrolleeBenefit
- EnrollmentEligibilityCriteria
- Entitlement
- EntitlementContact
- EntityArchivingException
- EntityArchivingJob
- EntityArchivingSetup
- EntityMilestone
- EnvironmentHubMember
- Examination
- Expense
- ExpenseReport
- ExpenseReportEntry
- ExplainabilityMsgTemplate
- ExpressionSetView
- ExternalAccountHierarchy
- ExtDataShare
- ExtDataShareTarget
- FeedItem
- FeeScheduleDefinition
- FieldServiceMobileExtension
- FieldServiceMobileSettings
- FieldServiceOrgSettings
- FinanceBalanceSnapshot
- FinanceBook
- FinancePeriod
- FinanceTransaction
- FinanceTransactionErrorLog

- FinancialDeal
- FinancialDealAsset
- FinancialDealBid
- FinancialDealInteraction
- FinancialDealParticipant
- FinancialDealParty
- FinancialDealProduct
- FinclDealInteractionSummary
- FlowInterview
- FlowOrchestrationInstance
- FlowOrchestrationStageInstance
- FlowOrchestrationStepInstance
- FlowOrchestrationWorkItem
- ForecastingCustomData
- ForecastingOwnerAdjustment
- FrgtHaulingEmssnFctr
- FrgtHaulingEnrgyUse
- FtestBigObjectLookup
- FtestConcrete
- FtestConcrete6
- FtestConcrete7
- FtestConcrete8
- FtestZosUiPrototypeChild1
- FtestZosUiPrototypeChild2
- FtestZosUiPrototypeParent
- GeneratedDocument
- GeneratedDocumentSection
- GeneratedWaste
- GenericVisitTask
- GenericVisitTaskContext
- GeoCountry
- GnrcVstKeyPerformanceInd
- GnrcVstTaskContextRelation
- GoalDefinition
- GoalLink
- GroundTravelEmssnFctr
- GroundTravelEnrgyUse
- Group
- GroupCensus
- GroupCensusMember

- GroupClass
- GroupClassContribution
- GroupMember
- GuestBuyerProfile
- HealthCareDiagnosis
- HealthCareProcedure
- HealthCondition
- HealthConditionDetail
- HealthcareFacility
- HealthcareFacilityNetwork
- HealthcarePayerNetwork
- HealthcarePractitionerFacility
- HealthcareProvider
- HealthcareProviderNpi
- HealthcareProviderSpecialty
- HealthcareProviderTaxonomy
- Holiday
- HotelStayEmsnFctr
- HotelStayEnrgyUse
- IPAddressRange
- Identifier
- IdentityDocument
- Image
- Incident
- InStoreLocation
- IncludedLicenseDefinition
- Individual
- IndividualApplication
- IndividualCrisisAssessment
- InflationRate
- InfoAuthRequestForm
- InfoAuthorizationRequest
- InsightsExternalData
- InsightsExternalDataPart
- InspectionAssessmentInd
- InspectionType
- InsuranceClaimAsset
- InsuranceContract
- InsurancePolicy
- InsurancePolicyAsset



- InsurancePolicyCoverage
- InsurancePolicyMemberAsset
- InsurancePolicyParticipant
- InsurancePolicySurcharge
- InsurancePolicyTransaction
- InsuranceProfile
- Interaction
- InteractionAttendee
- InteractionParticipant
- InteractionSumDiscussedAccount
- InteractionSummary
- InteractionSummaryParticipant
- InterestTag
- InternalOrganizationUnit
- Invoice
- InvoiceAddressGroup
- InvoiceLine
- JobFamily
- JobPosition
- JobProfile
- JobRole
- JournalSubType
- JournalType
- KnowledgeArticleVersion—See [Salesforce Knowledge Developer Guide](#) for UI API limitations.
- Lead
- LeadLineItemLeadPreferredSeller
- LearningItem
- LearningItemAssignment
- LegalEntity
- LicensingError
- LicensingRequest
- LicensingRequestOrderItem
- LicensingSnapshotRequest
- LinkedArticle—See [Salesforce Knowledge Developer Guide](#) for UI API limitations.
- ListEmail
- LiveAgentSession
- LiveChatSensitiveDataRule
- LiveChatTranscript
- LiveChatVisitor
- LoanApplicant

- LoanApplicantAddress
- LoanApplicantAsset
- LoanApplicantDeclaration
- LoanApplicantEmployment
- LoanApplicantIncome
- LoanApplicantLiability
- LoanApplicationAsset
- LoanApplicationFinancial
- LoanApplicationLiability
- LoanApplicationProperty
- LoanApplicationTitleHolder
- LocWaitlistMsgTemplate
- Location
- LocationGroupAssignment
- LocationTrustMeasure
- LocationWaitlist
- LocationWaitlistedParty
- LoyaltyLedger
- LoyaltyMemberCurrency
- LoyaltyMemberTier
- LoyaltyPartnerProduct
- LoyaltyPgmGroupMbrRInsp
- LoyaltyPgmMbrAttributeVal
- LoyaltyPgmPartnerCurrency
- LoyaltyPgmPartnerPromotion
- LoyaltyPgmPtrnLdgrSummary
- LoyaltyPgmPtrnPrepaidPack
- LoyaltyProgram
- LoyaltyProgramCurrency
- LoyaltyProgramMbrPromotion
- LoyaltyProgramMember
- LoyaltyProgramMemberCase
- LoyaltyProgramPartner
- LoyaltyProgramPartnerLedger
- LoyaltyProgramProcess
- LoyaltyProgramProcessRule
- LoyaltyTier
- LoyaltyTierBenefit
- LoyaltyTierGroup
- Macro

- ManufacturingProgram
- MaintenanceAsset
- MaintenancePlan
- MaintenanceWorkRule
- ManagedContent
- ManagedContentVariant
- MarketSegmentActivation
- MarketingAction
- MarketingAppExtAction
- MarketingAppExtActivity
- MarketingAppExtAssignment
- MarketingAppExtension
- MarketingForm
- MarketingLink
- MarketingLinkContent
- MarketingResource
- MediaChannel
- MediaContentTitle
- Medication
- MedicationDispense
- MedicationReconciliation
- MedicationRequest
- MedicationStatement
- MedicationStatementDetail
- MedicinalIngredient
- MedReconRecommendation
- MedReconStmtRecommendation
- MemberBenefit
- MemberPlan
- MessagingChannel
- MessagingDeliveryError
- MessagingEndUser
- MessagingSession
- Metric
- MilestoneType
- MktCalculatedInsight
- MktDataTransform
- MktMLModel
- MobileSettingsAssignment
- MsgChannelLanguageKeyword

- MultipartyInfoAuthRequest
- NamespaceRegistry
- Network
- NetworkReferencedObject
- Note
- ObjectStateDefinition
- ObjectStateTransition
- ObjectStateValue
- OcrDocumentScanResult
- OmniDataPack
- OmniDataTransform
- OmniDataTransformItem
- OmniESignatureTemplate
- OmniProcess
- OmniProcessAsmtQuestionVer
- OmniProcessCompilation
- OmniProcessElement
- OmniProcessTransientData
- OmniScriptSavedSession
- OmniUiCard
- OperatingHours
- OperatingHoursHoliday
- Opportunity
- OpportunityContactRole
- OpportunityHistory
- OpportunityLineItem
- OpportunityLineItemSplit
- OpptyLineItemSplitType
- OpportunityLineItemSchedule
- OpportunityParticipant
- OpportunityPartner
- OpportunityPreferredSeller
- OpportunitySplit
- OpportunityTeamMember
- Order
- OrderAction
- OrderAdjustmentGroup
- OrderChangeLog
- OrderDeliveryGroup
- OrderDeliveryMethod

- OrderItem
- OrderItemAdjustmentLineItem
- OrderItemRelationship
- OrderItemRelationshipChangeEvent
- OrderItemRelationshipFeed
- OrderItemRelationshipHistory
- OrderItemRelationshipShare
- OrderItemSummaryChange
- OrderItemTaxLineItem
- OrderItemTaxLineItemSummary
- OrderSummary
- OrderSummaryRoutingSchedule
- OrgMetric
- OrgMetricScanResult
- OrgMetricScanSummary
- Organization
- OtherComponentTask
- OtherEmssnFctrSet
- OtherEmssnFctrSetItem
- Partner
- PartnerFundAllocation
- PartnerFundClaim
- PartnerFundRequest
- PartnerMarketingBudget
- PartyConsent
- PartyIncome
- PatientHealthReaction
- PatientImmunization
- PatientMedicalProcedure
- PatientMedicalProcedureDetail
- PatientMedicationDosage
- Payment
- PaymentApplicationMethod
- PaymentAuthAdjustment
- PaymentBatchRun
- PaymentBatchRunCriteria
- PaymentGateway
- PaymentGatewayLog
- PaymentGatewayProvider
- PaymentIntent

- PaymentLineInvoice
- PaymentPolicy
- PaymentRequest
- PaymentRequestLine
- PaymentSchedule
- PaymentScheduleItem
- PaymentTreatment
- PcmEmssnFctrSet
- PcmEmssnFctrSetItem
- PercentileBsdCareFeeAgreement
- PermissionSet
- PersonAccount
- PersonEducation
- PersonEmployment
- PersonExamination
- PersonLanguage
- PersonLifeEvent
- PersonName
- PersonTraining
- PersonalDevelopmentPlan
- PersonalDevelopmentPlanItem
- PgmRebateTypBnftMapping
- PlanBenefit
- PlanBenefitItem
- PlatformLicenseDefinition
- Polygon
- PreliminaryApplicationRef
- PreventiveCareAgreement
- PriceAdjustmentGroupShape
- PriceAdjustmentItemShape
- PriceAdjustmentSchedule
- PriceAdjustmentTier
- Pricebook2
- PricebookEntry
- PriceRule
- PriceRuleAction
- PriceRuleActionItem
- PriceRuleCondition
- PriceRuleConditionFilter
- PriceRuleExecutionStage

- PrivacyJobSession
- PrivacyPolicy
- PrivacyRequest
- Problem
- ProblemIncident
- ProcessDefinition
- ProcessException
- ProcessInstance
- Producer
- ProducerCommission
- ProducerPolicyAssignment
- Product2
- Product2DataTranslation
- ProductAttribute
- ProductAttributeDefinition
- ProductAttributeSet
- ProductAttributeSetItem
- ProductAttributeSetProduct
- ProductAvailabilityProjection
- ProductCatalog
- ProductCategory
- ProductCategoryAttribute
- ProductCategoryDataTranslation
- ProductCategoryMedia
- ProductCategoryProduct
- ProductComponentGroup
- ProductConsumed
- ProductConsumedState
- ProductConsumptionSchedule
- ProductCoverage
- ProductEmissionsFactor
- ProductFulfillmentLocation
- ProductItem
- ProductItemTransaction
- ProductLicenseMap
- ProductMedia
- ProductQuantityRule
- ProductRelatedComponent
- ProductRequest
- ProductRequestLineItem

- ProductRequired
- ProductSellingModel
- ProductSellingModelOption
- ProductServiceCampaign
- ProductServiceCampaignItem
- ProductSpecificationType
- ProductTaxPolicy
- ProductTransfer
- ProductTransferState
- ProductWarrantyTerm
- Profile
- ProfileSkill
- ProfileSkillEndorsement
- ProfileSkillUser
- ProgramRebateTypPayoutSrc
- ProgramRebateType
- ProgramRebateTypeBenefit
- ProgramRebateTypeFilter
- ProgramRebateTypePayout
- ProgramRebateTypeProduct
- ProgramRebateTypeReference
- Promotion
- PromotionChannel
- PromotionDataTranslation
- PromotionLoyaltyPtnrProdt
- PromotionMarketSegment
- PromotionProduct
- PromotionProductCategory
- PromotionQualifier
- PromotionSegment
- PromotionSegmentBuyerGroup
- PromotionSegmentSalesStore
- PromotionTarget
- ProrationPolicy
- ProviderNetworkTier
- ProviderSearchSyncLog
- ProvisioningRun
- ProvisioningRunEvent
- ProvisioningTargetGroup
- ProvisioningTargetItem



- ProvisioningTargetRole
- PublicApplicationParticipant
- PublicComplaint
- PublicProgram
- PublicServiceGoal
- PurchaseQuantityRule
- PurchaserPlan
- PurchaserPlanAssn
- QuickText
- Quote
- QuoteDocument
- QuoteItemTaxItem
- QuoteLineItem
- QuoteLineItemAttribute
- QuoteLinePriceAdjustment
- RebateMemberAggregateItem
- RebateMemberProductAggregate
- RebatePayment
- RebatePayoutAdjustment
- RebateProgram
- RebateProgramMember
- RebateProgramMemberPayout
- RebateProgramPayoutPeriod
- ReceivedDocument
- Recommendation
- RecordAction
- RecordAlert
- RecordType
- RecordsetFilterCriteria
- RecordsetFilterCriteriaRule
- RefrigerantEmssnFctr
- RefundLinePayment
- RegAuthorizationTypeProduct
- RegulatoryAuthority
- RegulatoryAuthorizationType
- RegulatoryCode
- RegulatoryCodeAssessmentInd
- RegulatoryCodeViolation
- RegulatoryTrxnFee
- RegulatoryTrxnFeeItem

- RentalCarEmssnFctr
- RentalCarEnrgyUse
- ReplyText
- ReportAnomalyEventStore
- ResidentialLoanApplication
- ResourceAbsence
- ResourcePreference
- RetailLocationGroup
- RetailStore
- RetailStoreGroupAssignment
- RetailStoreKpi
- RetailVisitKpi
- ReturnOrder
- ReturnOrderLineItem
- RevRecogTreatmentItemGroup
- RevenueDistributionMethod
- RevenueElement
- RevenueElementDistribution
- RevenueRecogTreatmentItem
- RevenueRecognitionPolicy
- RevenueRecognitionTreatment
- RevenueTransactionErrorLog
- SalesAgreement
- SalesAgreementProduct
- SalesAgreementProductSchedule
- SalesContractLine
- SalesTransactionItemShape
- SalesTransactionShape
- SalesTrxnItemRelationship
- SchedulingConstraint
- Scope3CrbnFtprnt
- Scope3EmssnSrc
- Scope3PcmtItem
- Scope3PcmtSummary
- Scorecard
- ScorecardAssociation
- ScorecardMetric
- SearchPromotionRule
- SecuritiesHolding
- Seller

- SerializedProduct
- SerializedProductTransaction
- ServiceAppointment
- ServiceAppointmentCapacityUsage
- ServiceContract
- ServiceCrew
- ServiceCrewMember
- ServicePlanTemplate
- ServicePlanTemplateBenefit
- ServicePlanTemplateGoal
- ServiceReport
- ServiceReportLayout
- ServiceResource
- ServiceResourceCapacity
- ServiceResourcePreference
- ServiceResourceSkill
- ServiceTerritory
- ServiceTerritoryLocation
- ServiceTerritoryMember
- ServiceTerritoryWorkType
- SessionHijackingEventStore
- SettingUsageDefinition
- SettingUsageMap
- SetupAssistantStep
- SharedSavingPaymentAgreement
- SharingRecordCollection
- SharingRecordCollectionItem
- Shift
- ShiftPattern
- ShiftPatternEntry
- ShiftTemplate
- Shipment
- SignatureTask
- SignatureTaskLineItem
- Skill
- SkillLevelDefinition
- SkillRequirement
- Snippet
- SocialPersona
- SocialPost

- StandardCareFeeAgreement
- StandardPermissionSet
- StaticResource
- StnryAssetCrbnFtpmnt
- StnryAssetCrbnFtpmntItm
- StnryAssetEnrgyUse
- StnryAssetEnvrSrc
- StnryAssetWaterActvty
- StnryAssetWaterFtpmnt
- StoreActionPlanTemplate
- StoreAssortment
- StoreProduct
- StreamingChannel
- Survey
- SurveyEmailBranding
- SurveyInvitation
- SurveyQuestion
- SurveyQuestionChoice
- SurveyQuestionResponse
- SurveyResponse
- SurveySubject
- SurveyVersion
- SvcCatalogCategory
- SvcCatalogCategoryItem
- SvcCatalogCategoryItemDef
- SvcCatalogReqRelatedItem
- Swarm
- SwarmMember
- TagCategory
- TagCategoryAssignment
- TaxEngine
- TaxEngineInteractionLog
- TaxEngineProvider
- TaxPolicy
- TaxTreatment
- TaxRate
- Tenant
- TenantParameterMap
- TenantSecurityNotificationRule
- Territory2

- ThreatDetectionFeedback
- TimeSheet
- TimeSheetEntry
- TimeSlot
- TimelineObjectDefinition
- Topic
- TopicAssignment
- TrainingCourseParticipant
- TransactionJournal
- Translation
- TravelMode
- TrialEnvironmentSignup
- TrnCourse
- UnitOfMeasure
- UnitOfMeasureConversion
- UsageEntitlement
- UsageEntitlementPeriod
- UsageEntitlementUsage
- UsageFactor
- User
- UserEsignVendorIdentifier
- UserLicenseDefinition
- UserRole
- VehicleAssetCrbnFtpmnt
- VehicleAssetEmssnSrc
- VehicleAssetEnrgyUse
- VehicleUserAssignment
- VideoCall
- ViolationEnforcementAction
- ViolationType
- ViolationTypeAssessmentInd
- Visit
- VisitedParty
- Visitor
- VoiceCall
- VolunteerProject
- Voucher
- VoucherDefinition
- WarrantyTerm
- WasteFootprint

- WasteFootprintItem
- WaveAutoInstallRequest
- WebCart
- WebStore
- WebStoreBuyerGroup
- WebStoreCatalog
- WebStorePricebook
- WebStoreSearchProdSettings
- WorkCapacityLimit
- WorkCapacityUsage
- WorkCoaching
- WorkContract
- WorkOrder
- WorkOrderLineItem
- WorkPlan
- WorkPlanSelectionRule
- WorkPlanTemplate
- WorkPlanTemplateEntry
- WorkRewardFund
- WorkRewardFundType
- WorkStep
- WorkStepStatus
- WorkStepTemplate
- WorkType
- WorkTypeCareSpecialty
- WorkTypeCodeSetBundle
- WorkTypeGroup
- WorkTypeGroupMember
- WorkerCompCoverageClass
- WstDispoEmssnFctrSet
- WstDispoEmssnFctrSetItm

## List View Supported Objects

List views support a subset of the standard objects that User Interface API supports.

For general information about supported objects, see [Supported Objects](#).

This list includes the standard objects supported for List Views.

As of Summer '23, all new standard objects are auto-enabled for UI API usage. This list might not reflect the latest object support. To check if list views are supported for a specific object in UI API, use the [/ui-api/list-info/{objectApiName}](#) resource.

- AcademicSession

- AcademicTerm
- AcademicTermEnrollment
- AcademicYear
- Account
- AccountAccountRelation
- AccountBrand
- AccountForecast
- AccountParticipant
- Accreditation
- AcctMgrTarget
- ActionableList
- ActionCadence
- ActionPlanBaseTemplateAsgn
- ActionPlanItem
- ActionPlanTemplate
- ActionPlanTemplateAssignment
- ActionPlanTemplateItem
- ActionPlanTemplateItemValue
- ActionPlanTemplateVersion
- ActionPlnTmplltnDependency
- ActionVisibility
- ActivityTiming
- AdBuyServerAccount
- AdCreativeSizeType
- Address
- AdOpportunity
- AdOrderItem
- AdOrderItemCreativeSizeType
- AdOrderItemPrintIssue
- AdOrderItemUnitsSplit
- AdOrderLineAdTarget
- AdPageLayoutType
- AdProductDefaultTargetCategory
- AdProductTargetCategory
- AdQuote
- AdQuoteLineCreativeSizeType
- AdQuoteLinePrintIssue
- AdQuoteLineUnitsSplit
- AdServer
- AdServerUser

- AdSpaceSpecification
- AdTargetCategory
- AdTargetCategorySegment
- AdUsage
- AdUsageSummary
- AdvAccountForecastFact
- AdvAcctForecastSetPartner
- AdvAcctForecastSetUse
- AffinityScore
- AiDataset
- AirTravelEmssnFctr
- AirTravelEnrgyUse
- AISentimentResult
- AiVisionModel
- AiVisionModelMetric
- AiVisionModelObjectMetric
- AiVisitRecommendation
- AiVisitRecommendRequest
- AiVisitSummary
- AiVisitTaskRcmd
- AiVisitTaskRcmdRequest
- AltenativePaymentMethod
- AnnualEmssnInventory
- AnnualEmssnRdctnTarget
- AntiCorruptionInitSum
- ApiAnomalyEventStore
- ApplicationCase
- ApplicationDecision
- ApplicationFormTemplate
- ApplicationRecommendation
- ApplicationRecommender
- ApplicationReview
- ApplicationTimeline
- AppointmentInvitation
- AppointmentInvitee
- AppointmentTopicTimeSlot
- ApptBundleAggrDurDnscale
- ApptBundleAggrPolicy
- ApptBundleConfig
- ApptBundlePolicy



- ApptBundlePolicySvcTerr
- ApptBundlePropagatePolicy
- ApptBundleRestrictPolicy
- ApptBundleSortPolicy
- ApptReasonEngmtChannelType
- AsmtQstnRespRecommendation
- Assessment
- AssessmentEnvelope
- AssessmentEnvelopeltem
- AssessmentIndicatorDefinition
- AssessmentQuestion
- AssessmentQuestionAssignment
- AssessmentQuestionResponse
- AssessmentQuestionSet
- AssessmentQuestionVersion
- AssessmentSignature
- AssessmentTask
- AssessmentTaskDefinition
- AssessmentTaskOrder
- Asset
- AssetAccountParticipant
- AssetContactParticipant
- AssetMilestone
- AssetStatePeriod
- AssetWarranty
- AssignedResource
- AssociatedLocation
- AssortmentProduct
- AsyncOperationLog
- AttributeCategory
- AttributePicklist
- AttributePicklistValue
- AuthApplicationAsset
- AuthApplicationPlace
- AuthorizationFormConsent
- AuthorizedInsuranceLine
- AuthorNote
- Award
- BackgroundOperation
- BenefitAssignment

- BenefitAssignmentAdjustment
- BenefitDisbursement
- BenefitDisbursementAdj
- BenefitSchedule
- BenefitSession
- BenefitType
- BillingBatchFilterCriteria
- BillingBatchScheduler
- BillingTreatmentItem
- BldgEnrgyIntensity
- BldgEnrgyIntensityVal
- BldgSizeCategory
- BoardCertification
- BroadcastCommAudience
- BroadcastCommunication
- BroadcastTopic
- Budget
- BudgetAllocation
- BudgetCategory
- BudgetCategoryValue
- BudgetPeriod
- BundledCareFeeAgreement
- BusinessAlert
- BusinessAlertStatus
- BusinessBrand
- BusinessLicense
- BusinessLicenseApplication
- BusinessMilestone
- BusinessProfile
- BusinessType
- BusRegAuthorizationType
- BuyerGroupPricebook
- Campaign
- CapitationCareFeeAgreement
- CardPaymentMethod
- CareBarrier
- CareBarrierType
- CareBenefitVerifyRequest
- CareDeterminant
- CareDeterminantType

- CareDiagnosis
- CareEpisode
- CareEpisodeDetail
- CareFeeScheduleItem
- CareInterventionType
- CareMetricTarget
- CarePgmEnrolleeWkOrdStep
- CarePgmEnrolleeWorkOrderv
- CarePgmProvHealthcareProvider
- CarePlan
- CarePlanActivity
- CarePlanActivityDetail
- CarePlanDetail
- CarePlanTemplate
- CarePlanTemplateBenefit
- CarePlanTemplateGoal
- CarePlanTemplateProblem
- CarePreauth
- CarePreauthItem
- CareProgram
- CareProgramCampaign
- CareProgramEligibilityRule
- CareProgramEnrollee
- CareProgramEnrolleeProduct
- CareProgramEnrollmentCard
- CareProgramGoal
- CareProgramProduct
- CareProgramProvider
- CareProgramTeamMember
- CareProviderAdverseAction
- CareProviderFacilitySpecialty
- CareProviderSearchableField
- CareRegisteredDevice
- CareRequest
- CareRequestDrug
- CareRequestExtension
- CareRequestItem
- CareRequestReviewer
- CareSpecialty
- CareSpecialtyTaxonomy

- CareTaxonomy
- CartDeliveryGroup
- CartItem
- CartTax
- Case
- CaseComment
- CaseParticipant
- CaseProgram
- CaseRelatedIssue
- CategorizedCareFeeAgreement
- ChangeRequest
- ChangeRequestRelatedIssue
- ChannelProgram
- ChannelProgramLevel
- Claim
- ClaimCase
- ClaimCoverage
- ClaimCoveragePaymentDetail
- ClaimCoverageReserveDetail
- ClaimCovPaymentAdjustment
- ClaimCovReserveAdjustment
- ClaimItem
- ClaimParticipant
- ClaimPaymentSummary
- ClaimPayoutPlan
- ClaimRecovery
- ClaimTeamMember
- ClinicalDetectedIssue
- ClinicalDetectedIssueDetail
- ClinicalEncounter
- ClinicalEncounterDiagnosis
- ClinicalEncounterFacility
- ClinicalEncounterProvider
- ClinicalEncounterReason
- CodeSet
- CodeSetBundle
- CodeSetRelationship
- CollaborationRoom
- CommissionSchedule
- CommissionScheduleAssignment

- CommsRegionDiscount
- CommsVolumeDiscount
- ComplaintCase
- ComplaintParticipant
- ConstituentRole
- Contact
- ContactContactRelation
- ContactEncounter
- ContactEncounterParticipant
- ContactPointAddress
- ContactProfile
- ContactRequest
- ContentDocument
- ContentVersion
- Contract
- ContractDocumentVersion
- ContractDocVerContentDoc
- ContractDocVersionSection
- ContractGroupPlan
- ContractGroupPlanGroupClass
- ContractLineItem
- ContractPaymentAgreement
- Coupon
- CourseOffering
- CourseOfferingParticipant
- CourseOfferingPtcpResult
- CourseOfferingSchedule
- CourseOfferingScheduleTmpl
- CourtAction
- CourtActionOutcome
- CoverageBenefit
- CoverageBenefitItem
- CoverageType
- CrbnCreditAlloc
- CrbnCreditAllocItem
- CrbnCreditDistribution
- CrbnCreditProject
- CrbnEmsnScopeAlloc
- CrbnEmsnScopeAllocVal
- CredentialStuffingEventStore

- CreditMemoAddressGroup
- CreditMemoInvApplication
- CreditMemoLine
- CryptoTransEnvelopeChgLog
- Customer
- CustomerProperty
- CustomObjectParticipant
- DataLakeObjectInstance
- DelegatedAccount
- DeleteEvent
- DeliveryTask
- DiagnosticSummaryDetail
- DigitalWallet
- Disclosure
- DisclsReportingPeriod
- DistributorAuthorization
- DivrsEquityInclSum
- DocumentClause
- DocumentClauseSet
- DocumentEnvelope
- DocumentTemplate
- EconomicPerformanceSum
- EducationalInfoRequest
- ElectricityEmssnFctrSet
- EmailContent
- EmailTemplate
- EmissionsActivity
- EmissionsForecastFact
- EmpBenefitSummary
- Employee
- EmployeeDemographicSum
- EmployeeDevelopmentSum
- EmpUserProvisioningProcess
- EmpUserProvisionProcessErr
- EmssnRdctnCommitment
- EmssnReductionTarget
- EnablementProgram
- EngagementAttendee
- EngagementChannelWorkType
- EngagementInteraction

- EngagementTopic
- Entitlement
- EntityMilestone
- EnvironmentalRisk
- EnvironmentHubMember
- Examination
- Expense
- ExpenseReport
- ExpenseReportEntry
- ExpressionSetView
- ExtDataShare
- ExtDataShareTarget
- FeeScheduleDefinition
- FinanceTransactionErrorLog
- FinancialDeal
- FinancialDealAsset
- FinancialDealBid
- FinancialDealInteraction
- FinancialDealParticipant
- FinancialDealParty
- FinancialDealProduct
- FinclDealInteractionSummary
- FlowOrchestrationInstance
- FlowOrchestrationWorkItem
- FrgtHaulingEmssnFctr
- FrgtHaulingEnrgyUse
- FulfillmentOrder
- FundingAward
- FundingAwardAmendment
- FundingAwardRequirement
- FundingDisbursement
- FundingOpportunity
- GeneratedDocument
- GeneratedWaste
- GenericVisitTask
- GenericVisitTaskContext
- GnrcVstKeyPerformanceInd
- GnrcVstTaskContextRelation
- GoalAssignment
- GoalAssignmentDetail

- GoalDefinition
- GovtFinancialAsstSum
- GroundTravelEmssnFctr
- GroundTravelEnrgyUse
- GroupCensus
- GroupCensusMember
- GroupCensusMemberPlan
- GroupClass
- GroupClassContribution
- HealthCareDiagnosis
- HealthcareFacilityNetwork
- HealthcarePayerNetwork
- HealthcarePractitionerFacility
- HealthCareProcedure
- HealthcareProvider
- HealthcareProviderNpi
- HealthcareProviderSpecialty
- HealthcareProviderTaxonomy
- HealthCondition
- HealthConditionDetail
- HealthScore
- HealthScoreActionLog
- HotelStayEmssnFctr
- HotelStayEnrgyUse
- IdentityDocument
- Image
- Incident
- Individual
- IndividualApplication
- IndividualApplicationItem
- InflationRate
- InspectionAssessmentInd
- InsPolicyTransactionDetail
- InsuranceClaimAsset
- InsuranceContract
- InsurancePolicy
- InsurancePolicyAsset
- InsurancePolicyCoverage
- InsurancePolicyMemberAsset
- InsurancePolicyParticipant



- InsurancePolicySurcharge
- InsurancePolicyTransaction
- InsuranceProfile
- Interaction
- InteractionAttendee
- InteractionParticipant
- InteractionRelatedAccount
- InteractionSumDiscussedAccount
- InteractionSummary
- InteractionSummaryParticipant
- InterestTag
- Invoice
- InvoiceAddressGroup
- InvoiceBatchRun
- InvoiceBatchRunCriteria
- InvoiceBatchRunRecovery
- InvoiceLine
- JobProfile
- JournalSubType
- JournalType
- KnowledgeArticleVersion—See [Salesforce Knowledge Developer Guide](#) for UI API limitations.
- Lead
- LearnerProgram
- LearnerProgramRequirement
- LearnerProgramRqmtProgress
- Learning
- LearningAchievement
- LearningCourse
- LearningFoundationItem
- LearningOutcomeItem
- LearningProgram
- LearningProgramPlan
- LearningProgramPlanRqmt
- LegalEntity
- LicensingSnapshotRequest
- ListEmail
- Location
- LocationGroup
- LocationWaitlist
- LocationWaitlistedParty

- LoyaltyLedger
- LoyaltyMemberCurrency
- LoyaltyMembershipLifecycle
- LoyaltyMemberTier
- LoyaltyPartnerProduct
- LoyaltyPgmEngmtAttribute
- LoyaltyPgmEngmtAttrProm
- LoyaltyPgmGroupMbrRInsp
- LoyaltyPgmMbrAttributeVal
- LoyaltyPgmPartnerCurrency
- LoyaltyPgmPartnerPromotion
- LoyaltyPgmPtnrLdgrSummary
- LoyaltyPgmPtnrPrepaidPack
- LoyaltyProgram
- LoyaltyProgramBadge
- LoyaltyProgramCurrency
- LoyaltyProgramMbrPromotion
- LoyaltyProgramMember
- LoyaltyProgramMemberBadge
- LoyaltyProgramMemberCase
- LoyaltyProgramMemberMerge
- LoyaltyProgramPartner
- LoyaltyProgramPartnerLedger
- LoyaltyProgramProcess
- LoyaltyProgramWidget
- LoyaltyTier
- LoyaltyTierBenefit
- LoyaltyTierGroup
- Macro
- MaintenancePlan
- MaintenanceWorkRule
- ManufacturingProgram
- MarketingForm
- MarketingLink
- MarketingLinkContent
- MarketSegment
- MediaChannel
- MediaContentTitle
- MediaPrintIssue
- MediaTitleAvailability

- MediaTitleReleaseDate
- MediaTitleRevenue
- MedicationDispense
- MedicationReconciliation
- MedicationStatementDetail
- MedicationTherapyReview
- MedicationTherapyStmtReview
- MedicinalIngredient
- MedReconRecommendation
- MedReconStmtRecommendation
- MedTherapyStmtReviewIssue
- MemberBenefit
- MemberPlan
- MerchantAccount
- MessagingChannel
- MessagingSession
- MfgProgramCpntFrcstFact
- MfgProgramForecastFact
- MfgProgramVariantFrcstFact
- MktAiPredictiveInsight
- MktDataTransform
- Network
- NetworkReferencedObject
- ObjectStateActionDefinition
- ObjectStateTransitionAction
- OcrDocumentScanResult
- OmniAssessmentTask
- OmniDataTransform
- OmniDataTransformItem
- OmniESignatureTemplate
- OmniProcess
- OmniProcessAsmtQuestionVer
- OmniProcessCompilation
- OmniProcessElement
- OmniScriptSavedSession
- OmniUiCard
- OperatingHours
- OperatingHoursHoliday
- Opportunity
- OpportunityParticipant

- OpportunityPreferredSeller
- Order
- OrderChangeLog
- OrderItemRelationship
- OrderPaymentSummary
- OrderSummary
- OrgIncidentSummary
- OtherEmssnFctrSet
- OtherEmssnFctrSetItem
- PartnerFundAllocation
- PartnerFundClaim
- PartnerFundRequest
- PartnerMarketingBudget
- PartyCertifiedCapacity
- PartyIdentityVerification
- PartyIdentityVerificationStep
- PartyIncome
- PartyProfile
- PartyProfileAddress
- PartyProfileRisk
- PartyRelationshipGroup
- PartyRoleRelation
- PartyScreeningStep
- PartyScreeningSummary
- PatientImmunization
- PaymentBatchRun
- PaymentBatchRunCriteria
- PaymentGateway
- PaymentGatewayProvider
- PaymentIntent
- PaymentLineInvoice
- PaymentRequest
- PaymentRequestLine
- PaymentSchedule
- PaymentScheduleItem
- PaymentSchedulePolicy
- PaymentScheduleTreatment
- PaymentScheduleTreatmentDtl
- PaymentTerm
- PaymentTermItem

- PcmEmssnFctrSet
- PcmEmssnFctrSetItem
- PercentileBsdCareFeeAgreement
- PermissionSet
- PersonDisability
- PersonEducation
- PersonEmployment
- PersonExamination
- PersonLanguage
- PersonLifeEvent
- PersonName
- PgmRebateTypBnftMapping
- PickTicket
- PickTicketAssignment
- PickTicketProduct
- PlanBenefit
- PlanBenefitItem
- PreliminaryApplicationRef
- PreventiveCareAgreement
- PriceAdjustmentSchedule
- Pricebook2
- PricebookEntry
- PriceList
- PricingHeader
- PricingLineItem
- PricingProduct
- PrivacyHold
- PrivacyHoldReason
- PrivacyJobSession
- PrivacyPolicy
- PrivacyRequest
- Problem
- ProblemDefinition
- ProblemGoalDefinition
- ProblemIncident
- ProcessException
- Producer
- ProducerCommission
- ProducerPolicyAssignment
- Product2

- ProductAttributeDefinition
- ProductCatalog
- ProductCategory
- ProductCategoryAttribute
- ProductCategoryServiceProcess
- ProductComponentGroup
- ProductConsumed
- ProductConsumedState
- ProductCoverage
- ProductEmissionsFactor
- ProductFaultCode
- ProductItem
- ProductItemTransaction
- ProductLaborCode
- ProductOverridePathItem
- ProductQuantityRule
- ProductRelatedMaterial
- ProductRelComponentOverride
- ProductRequest
- ProductRequestLineItem
- ProductRequired
- ProductSellingModelOption
- ProductServiceCampaign
- ProductServiceCampaignItem
- ProductTransfer
- ProductTransferState
- ProductWarrantyTerm
- Program
- ProgramEnrollment
- ProgramProduct
- ProgramRebateType
- ProgramRebateTypeBenefit
- ProgramRebateTypeFilter
- ProgramRebateTypePayout
- ProgramRebateTypeProduct
- ProgramRebateTypeReference
- ProgramRebateTypePayoutSrc
- ProgramTermApplnTimeline
- Promotion
- PromotionChannel

- PromotionLoyaltyPtnrProdt
- PromotionMarketSegment
- PromotionProduct
- PromotionProductCategory
- PromotionQualifier
- PromotionSegment
- PromotionSegmentBuyerGroup
- PromotionSegmentSalesStore
- PromotionTarget
- PromotionTier
- ProrationPolicy
- ProviderNetworkContract
- ProviderNetworkTier
- ProviderSearchSyncLog
- PublicApplicationParticipant
- PublicProgram
- PurchaserPlan
- PurchaserPlanAssn
- PurchaseQuantityRule
- PymtSchdDistributionMethod
- Quote
- QuoteDocument
- QuoteLineItemAttribute
- RebateClaim
- RebateMemberAggregateItem
- RebateMemberProductAggregate
- RebatePayment
- RebatePayoutAdjustment
- RebateProgram
- RebateProgramMember
- RebateProgramMemberPayout
- RebateProgramPayoutPeriod
- ReceivedDocumentType
- Recommendation
- RecordAlert
- RecordsetFilterCriteria
- RecordsetFilterCriteriaRule
- RecordsetFltrCritMonitor
- ReferencedDashboard
- Referral

- RefrigerantEmssnFctr
- RefundLinePayment
- RegionStatusDiscount
- RegulatoryAuthority
- RegulatoryAuthorizationType
- RegulatoryCode
- RegulatoryCodeAssessmentInd
- RegulatoryCodeUse
- RegulatoryCodeViolation
- RegulatoryTrxnFee
- RegulatoryTrxnFeeItem
- ReinsAgreementLineItem
- ReinsPolicyBordereauFact
- ReinsProtocolProdtComponent
- ReinsuranceAgreement
- ReinsuranceProtocol
- ReinsuranceProtocolAgreement
- RentalCarEmssnFctr
- RentalCarEnrgyUse
- ReplyText
- Report
- ReportAnomalyEventStore
- ReportedConsumption
- ResourceAbsence
- ResourcePreference
- RetailLocationGroup
- RetailStore
- RetailVisitKpi
- ReturnOrder
- ReturnOrderItemAdjustment
- RevRecogTreatmentItemGroup
- RevenueDistributionMethod
- RevenueElement
- RevenueElementDistribution
- RevenueRecogTreatmentItem
- RevenueRecognitionPolicy
- RevenueRecognitionTreatment
- RightsQuote
- RightsQuoteLineItem
- RightsQuoteLineMediaTitle



- SalesAgreement
- SalesChannel
- SalesContractLine
- Scope3CrbnFtpmnt
- Scope3EmssnSrc
- Scope3PcmtItem
- Scope3PcmtSummary
- Scorecard
- ScorecardAssociation
- SecuritiesHolding
- Seller
- SerializedProductTransaction
- ServiceAppointment
- ServiceAppointmentGroup
- ServiceContract
- ServiceCrew
- ServiceCrewMember
- ServiceReport
- ServiceResource
- ServiceResourceSkill
- ServiceTerritory
- ServiceTerritoryMember
- ServiceTerritoryRelationship
- SessionHijackingEventStore
- SharedSavingPaymentAgreement
- Shift
- ShiftEngagementChannel
- ShiftPattern
- ShiftPatternEntry
- ShiftSegmentType
- ShiftTemplate
- ShiftWorkTopic
- Shipment
- SignatureTask
- SignatureTaskLineItem
- SkillLevelDefinition
- SkillRequirement
- Snippet
- SocialContributionSum
- SocialPersona

- SocialPost
- StandardCareFeeAgreement
- StnryAssetAnnualFact
- StnryAssetCrbnFtpmnt
- StnryAssetCrbnFtpmntItm
- StnryAssetEnrgyUse
- StnryAssetEnvrSrc
- StnryAssetWaterActvty
- StnryAssetWaterFtpmnt
- StnryAssetWtrFtpmntItm
- StoreActionPlanTemplate
- StoreAssortment
- StoreProduct
- SuccessTeam
- Supplier
- SupplierProduct
- Survey
- SurveyEmailBranding
- SurveyInvitation
- SurveyQuestion
- SurveyQuestionChoice
- SurveyResponse
- SurveySubject
- SustainabilityCntrlLine
- SustainabilityCredit
- SustainabilityPurchase
- SustainabilityScorecard
- SvcCatalogItemDef
- SvcCatalogReqRelatedItem
- SvcCatalogRequest
- Swarm
- SwarmMember
- TagCategory
- TagCategoryAssignment
- TaxDisclosureSummary
- TaxEngine
- TaxEngineInteractionLog
- TaxEngineProvider
- TaxRate
- Tenant

- TenantSecurityNotificationRule
- ThreatDetectionFeedback
- TimeSheet
- TimeSheetEntry
- TimeSlot
- Topic
- TrackedCommunication
- TrackedCommunicationDetail
- TrainingCourseParticipant
- TransactionJournal
- TravelMode
- TrnCourse
- UnitOfMeasure
- UnitOfMeasureConversion
- UsagelImpactFactor
- UsagelImpactGroup
- UsagelImpactGroupFactor
- UsagelImpactGroupPgmMeasure
- UsagelImpactGroupVersion
- User
- UserEsignVendorIdentifier
- UserFinancialAuthority
- UserLocationAssignment
- UserRole
- Vehicle
- VehicleAssetCrbnFtpmnt
- VehicleAssetEmssnSrc
- VehicleAssetEnrgyUse
- VehicleDefinition
- VehicleUserAssignment
- VideoCall
- ViolationEnforcementAction
- ViolationType
- ViolationTypeUse
- Visit
- Visitor
- VoiceCall
- VolumeDiscount
- VolunteerProject
- Voucher

- VoucherDefinition
- WarrantyTerm
- WarrantyTermCoverage
- WasteFootprint
- WasteFootprintItem
- WebCart
- WebStoreInventorySource
- WebStorePricebook
- WorkCapacityLimit
- WorkCapacityUsage
- WorkerCompCoverageClass
- WorkOrder
- WorkOrderLineItem
- WorkPlan
- WorkPlanSelectionRule
- WorkPlanTemplate
- WorkPlanTemplateEntry
- WorkProcedure
- WorkProcedureStep
- WorkStep
- WorkStepTemplate
- WorkType
- WorkTypeCareSpecialty
- WorkTypeExtension
- WorkTypeGroup
- WorkTypeGroupMember
- WorkTypeGroupRole
- WstDispoEmssnFctrSet
- WstDispoEmssnFctrSetItem

## Most Recently Used List View Supported Objects

Most Recently Used (MRU) list views support a subset of the standard objects that User Interface API supports.

For general information about supported objects, see [Supported Objects](#).

This list includes the standard objects supported for MRU List Views.

As of Summer '23, all new standard objects are auto-enabled for UI API usage. This list might not reflect the latest object support. To check if most recently used list views are supported for a specific object in UI API, use the

[/ui-api/list-info/{objectApiName}](#) resource and check results for the list view named `___Recent`.

- AISentimentResult
- AcademicSession
- AcademicTerm

- AcademicTermEnrollment
- AcademicYear
- Account
- AccountAccountRelation
- AccountBrand
- AccountForecast
- AccountParticipant
- Accreditation
- AcctMgrTarget
- ActionCadence
- ActionPlanBaseTemplateAsgn
- ActionPlanItem
- ActionPlanTemplate
- ActionPlanTemplateAssignment
- ActionPlanTemplateItem
- ActionPlanTemplateItemValue
- ActionPlanTemplateVersion
- ActionPlnTmplItemDependency
- ActionVisibility
- ActionableList
- ActivityTiming
- AdBuyServerAccount
- AdCreativeSizeType
- AdOpportunity
- AdOrderItem
- AdOrderItemCreativeSizeType
- AdOrderItemPrintIssue
- AdOrderItemUnitsSplit
- AdOrderLineAdTarget
- AdPageLayoutType
- AdProductDefaultTargetCategory
- AdProductTargetCategory
- AdQuote
- AdQuoteLineCreativeSizeType
- AdQuoteLinePrintIssue
- AdQuoteLineUnitsSplit
- AdServer
- AdServerUser
- AdSpaceSpecification
- AdTargetCategory

- AdTargetCategorySegment
- AdUsage
- AdUsageSummary
- Address
- AdvAccountForecastFact
- AdvAcctForecastSetPartner
- AdvAcctForecastSetUse
- AffinityScore
- AiDataset
- AiVisionModel
- AiVisionModelMetric
- AiVisionModelObjectMetric
- AiVisitRecommendRequest
- AiVisitRecommendation
- AiVisitSummary
- AiVisitTaskRcmd
- AiVisitTaskRcmdRequest
- AirTravelEmssnFctr
- AirTravelEnrgyUse
- AltenativePaymentMethod
- AnnualEmssnInventory
- AnnualEmssnRdctnTarget
- AntiCorruptionInitSum
- ApiAnomalyEventStore
- ApplicationCase
- ApplicationDecision
- ApplicationRecommendation
- ApplicationRecommender
- ApplicationReview
- ApplicationTimeline
- AppointmentInvitation
- AppointmentInvitee
- AppointmentTopicTimeSlot
- ApptBundleAggrDurDnscale
- ApptBundleAggrPolicy
- ApptBundleConfig
- ApptBundlePolicy
- ApptBundlePolicySvcTerr
- ApptBundlePropagatePolicy
- ApptBundleRestrictPolicy

- ApptBundleSortPolicy
- ApptReasonEngmtChannelType
- AsmtQstnRespRecommendation
- Assessment
- AssessmentEnvelope
- AssessmentEnvelopeltem
- AssessmentIndicatorDefinition
- AssessmentQuestion
- AssessmentQuestionAssignment
- AssessmentQuestionResponse
- AssessmentQuestionSet
- AssessmentQuestionVersion
- AssessmentSignature
- AssessmentTask
- AssessmentTaskContentDocument
- AssessmentTaskDefinition
- AssessmentTaskOrder
- Asset
- AssetAccountParticipant
- AssetContactParticipant
- AssetMilestone
- AssetWarranty
- AssignedResource
- AssociatedLocation
- AssortmentProduct
- AsyncOperationLog
- AttributeCategory
- AttributePicklist
- AttributePicklistValue
- AuthApplicationAsset
- AuthApplicationPlace
- AuthorNote
- AuthorizationFormConsent
- AuthorizedInsuranceLine
- Award
- BackgroundOperation
- BenefitAssignment
- BenefitAssignmentAdjustment
- BenefitDisbursement
- BenefitDisbursementAdj

- BenefitSchedule
- BenefitSession
- BenefitType
- BillingBatchFilterCriteria
- BillingBatchScheduler
- BillingTreatmentItem
- BldgEnrgyIntensity
- BldgEnrgyIntensityVal
- BldgSizeCategory
- BoardCertification
- BroadcastCommAudience
- BroadcastCommunication
- BroadcastTopic
- Budget
- BudgetAllocation
- BudgetCategory
- BudgetCategoryValue
- BudgetPeriod
- BundledCareFeeAgreement
- BusRegAuthorizationType
- BusinessAlert
- BusinessAlertStatus
- BusinessBrand
- BusinessLicense
- BusinessLicenseApplication
- BusinessMilestone
- BusinessProfile
- BusinessType
- BuyerGroupPricebook
- Campaign
- CapitationCareFeeAgreement
- CardPaymentMethod
- CareBarrier
- CareBarrierType
- CareBenefitVerifyRequest
- CareDeterminant
- CareDeterminantType
- CareDiagnosis
- CareEpisode
- CareEpisodeDetail



- CareFeeScheduleItem
- CareInterventionType
- CareMetricTarget
- CareObservation
- CarePgmEnrolleeWkOrdStep
- CarePgmEnrolleeWorkOrder
- CarePgmProvHealthcareProvider
- CarePlan
- CarePlanActivity
- CarePlanActivityDetail
- CarePlanDetail
- CarePlanTemplate
- CarePlanTemplateBenefit
- CarePlanTemplateGoal
- CarePlanTemplateProblem
- CarePreauth
- CarePreauthItem
- CareProgram
- CareProgramCampaign
- CareProgramEligibilityRule
- CareProgramEnrollee
- CareProgramEnrolleeProduct
- CareProgramEnrollmentCard
- CareProgramGoal
- CareProgramProduct
- CareProgramProvider
- CareProgramTeamMember
- CareProviderAdverseAction
- CareProviderFacilitySpecialty
- CareProviderSearchableField
- CareRegisteredDevice
- CareRequest
- CareRequestDrug
- CareRequestExtension
- CareRequestItem
- CareRequestReviewer
- CareSpecialty
- CareSpecialtyTaxonomy
- CareTaxonomy
- CartDeliveryGroup

- CartItem
- CartTax
- Case
- CaseParticipant
- CaseProgram
- CaseRelatedIssue
- CategorizedCareFeeAgreement
- ChangeRequest
- ChangeRequestRelatedIssue
- ChannelProgram
- ChannelProgramLevel
- Claim
- ClaimCase
- ClaimCovPaymentAdjustment
- ClaimCovReserveAdjustment
- ClaimCoverage
- ClaimCoveragePaymentDetail
- ClaimCoverageReserveDetail
- ClaimItem
- ClaimParticipant
- ClaimPaymentSummary
- ClaimPayoutPlan
- ClaimRecovery
- ClaimTeamMember
- ClinicalDetectedIssue
- ClinicalDetectedIssueDetail
- ClinicalEncounter
- ClinicalEncounterDiagnosis
- ClinicalEncounterFacility
- ClinicalEncounterProvider
- ClinicalEncounterReason
- CodeSet
- CodeSetBundle
- CodeSetRelationship
- CollaborationRoom
- CommissionSchedule
- CommissionScheduleAssignment
- CommsRegionDiscount
- CommsVolumeDiscount
- ComplaintCase

- ComplaintParticipant
- ConstituentRole
- Contact
- ContactContactRelation
- ContactEncounter
- ContactEncounterParticipant
- ContactPointAddress
- ContactProfile
- ContactRequest
- ContentDocument
- Contract
- ContractDocVerContentDoc
- ContractDocVersionSection
- ContractDocumentVersion
- ContractGroupPlan
- ContractGroupPlanGroupClass
- ContractPaymentAgreement
- Coupon
- CourseOffering
- CourseOfferingParticipant
- CourseOfferingPtcpResult
- CourseOfferingSchedule
- CourseOfferingScheduleTpl
- CourtAction
- CourtActionOutcome
- CoverageBenefit
- CoverageBenefitItem
- CoverageType
- CrbnCreditAlloc
- CrbnCreditAllocItem
- CrbnCreditDistribution
- CrbnCreditProject
- CrbnEmsnScopeAlloc
- CrbnEmsnScopeAllocVal
- CredentialStuffingEventStore
- CreditMemoAddressGroup
- CreditMemoInvApplication
- CreditMemoLine
- CryptoTransEnvelopeChgLog
- CustomObjectParticipant

- Customer
- CustomerProperty
- DataLakeObjectInstance
- DelegatedAccount
- DeliveryTask
- DiagnosticSummaryDetail
- DigitalWallet
- Disclosure
- DisclsReportingPeriod
- DistributorAuthorization
- DivrsEquityInclSum
- DocumentClause
- DocumentClauseSet
- DocumentEnvelope
- DocumentTemplate
- EconomicPerformanceSum
- EducationalInfoRequest
- ElectricityEmssnFctrSet
- EmailContent
- EmailTemplate
- EmissionsActivity
- EmissionsForecastFact
- EmpBenefitSummary
- EmpUserProvisionProcessErr
- EmpUserProvisioningProcess
- Employee
- EmployeeDemographicSum
- EmployeeDevelopmentSum
- EmssnRdctnCommitment
- EmssnReductionTarget
- EnablementProgram
- EngagementAttendee
- EngagementChannelWorkType
- EngagementInteraction
- EngagementTopic
- Entitlement
- EnvironmentHubMember
- EnvironmentalRisk
- Examination
- Expense

- ExpenseReport
- ExpenseReportEntry
- ExpressionSetView
- ExtDataShare
- ExtDataShareTarget
- FeeScheduleDefinition
- FinanceTransactionErrorLog
- FinancialDeal
- FinancialDealAsset
- FinancialDealBid
- FinancialDealInteraction
- FinancialDealParticipant
- FinancialDealParty
- FinancialDealProduct
- FinclDealInteractionSummary
- FlowOrchestrationInstance
- FlowOrchestrationWorkItem
- FrgtHaulingEmssnFctr
- FrgtHaulingEnrgyUse
- FulfillmentOrder
- FundingAward
- FundingAwardAmendment
- FundingAwardRequirement
- FundingDisbursement
- FundingOpportunity
- GeneratedDocument
- GeneratedWaste
- GenericVisitTask
- GenericVisitTaskContext
- GnrcVstKeyPerformanceInd
- GnrcVstTaskContextRelation
- GoalAssignment
- GoalAssignmentDetail
- GoalDefinition
- GovtFinancialAsstSum
- GroundTravelEmssnFctr
- GroundTravelEnrgyUse
- GroupCensus
- GroupCensusMember
- GroupCensusMemberPlan

- GroupClass
- GroupClassContribution
- HealthCareDiagnosis
- HealthCareProcedure
- HealthCondition
- HealthConditionDetail
- HealthScore
- HealthScoreActionLog
- HealthcareFacilityNetwork
- HealthcarePayerNetwork
- HealthcarePractitionerFacility
- HealthcareProvider
- HealthcareProviderNpi
- HealthcareProviderSpecialty
- HealthcareProviderTaxonomy
- HotelStayEmsnFctr
- HotelStayEnrgyUse
- IdentityDocument
- Image
- Incident
- Individual
- IndividualApplication
- IndividualApplicationItem
- InflationRate
- InsPolicyTransactionDetail
- InspectionAssessmentInd
- InsuranceClaimAsset
- InsuranceContract
- InsurancePolicy
- InsurancePolicyAsset
- InsurancePolicyCoverage
- InsurancePolicyMemberAsset
- InsurancePolicyParticipant
- InsurancePolicySurcharge
- InsurancePolicyTransaction
- InsuranceProfile
- Interaction
- InteractionAttendee
- InteractionParticipant
- InteractionRelatedAccount

- InteractionSumDiscussedAccount
- InteractionSummary
- InteractionSummaryParticipant
- InterestTag
- Invoice
- InvoiceAddressGroup
- InvoiceBatchRun
- InvoiceBatchRunCriteria
- InvoiceBatchRunRecovery
- InvoiceLine
- JobProfile
- JournalSubType
- JournalType
- KnowledgeArticleVersion
- Lead
- LearnerProgram
- LearnerProgramRequirement
- LearnerProgramRqmtProgress
- Learning
- LearningAchievement
- LearningCourse
- LearningFoundationItem
- LearningOutcomeItem
- LearningProgram
- LearningProgramPlan
- LearningProgramPlanRqmt
- LegalEntity
- LicensingSnapshotRequest
- ListEmail
- Location
- LocationGroup
- LocationWaitlist
- LocationWaitlistedParty
- LoyaltyLedger
- LoyaltyMemberCurrency
- LoyaltyMemberTier
- LoyaltyMembershipLifecycle
- LoyaltyPartnerProduct
- LoyaltyPgmEngmtAttrProm
- LoyaltyPgmEngmtAttribute

- LoyaltyPgmGroupMbrRInsp
- LoyaltyPgmMbrAttributeVal
- LoyaltyPgmPartnerCurrency
- LoyaltyPgmPartnerPromotion
- LoyaltyPgmPtrnLdgrSummary
- LoyaltyPgmPtrnPrepaidPack
- LoyaltyProgram
- LoyaltyProgramBadge
- LoyaltyProgramCurrency
- LoyaltyProgramMbrPromotion
- LoyaltyProgramMember
- LoyaltyProgramMemberBadge
- LoyaltyProgramMemberCase
- LoyaltyProgramMemberMerge
- LoyaltyProgramPartner
- LoyaltyProgramPartnerLedger
- LoyaltyProgramProcess
- LoyaltyProgramWidget
- LoyaltyTier
- LoyaltyTierBenefit
- LoyaltyTierGroup
- Macro
- MaintenancePlan
- MaintenanceWorkRule
- ManufacturingProgram
- MarketingForm
- MarketingLink
- MarketingLinkContent
- MedReconRecommendation
- MedReconStmtRecommendation
- MedTherapyStmtReviewIssue
- MediaChannel
- MediaContentTitle
- MediaPrintIssue
- MediaTitleAvailability
- MediaTitleReleaseDate
- MediaTitleRevenue
- MedicationDispense
- MedicationReconciliation
- MedicationStatementDetail



- MedicationTherapyReview
- MedicationTherapyStmtReview
- MedicinalIngredient
- MemberBenefit
- MemberPlan
- MerchantAccount
- MessagingChannel
- MessagingSession
- MfgProgramCpntFrcstFact
- MfgProgramForecastFact
- MfgProgramVariantFrcstFact
- MktAiPredictiveInsight
- MktDataTransform
- Network
- NetworkReferencedObject
- ObjectStateActionDefinition
- ObjectStateTransitionAction
- OcrDocumentScanResult
- OmniAssessmentTask
- OmniDataTransform
- OmniDataTransformItem
- OmniProcess
- OmniProcessAsmtQuestionVer
- OmniProcessCompilation
- OmniProcessElement
- OmniScriptSavedSession
- OmniUiCard
- OperatingHours
- OperatingHoursHoliday
- Opportunity
- OpportunityParticipant
- OpportunityPreferredSeller
- Order
- OrderChangeLog
- OrderItemRelationship
- OrderPaymentSummary
- OrderSummary
- OrgIncidentSummary
- OtherEmssnFctrSet
- OtherEmssnFctrSetItem

- PartnerFundAllocation
- PartnerFundClaim
- PartnerFundRequest
- PartnerMarketingBudget
- PartyCertifiedCapacity
- PartyIdentityVerification
- PartyIdentityVerificationStep
- PartyIncome
- PartyProfile
- PartyProfileAddress
- PartyProfileRisk
- PartyRelationshipGroup
- PartyRoleRelation
- PartyScreeningStep
- PartyScreeningSummary
- PatientImmunization
- PaymentBatchRun
- PaymentBatchRunCriteria
- PaymentGateway
- PaymentIntent
- PaymentLineInvoice
- PaymentRequest
- PaymentRequestLine
- PaymentSchedule
- PaymentScheduleItem
- PaymentSchedulePolicy
- PaymentScheduleTreatment
- PaymentScheduleTreatmentDtl
- PaymentTerm
- PaymentTermItem
- PcmEmssnFctrSet
- PcmEmssnFctrSetItem
- PercentileBsdCareFeeAgreement
- PermissionSet
- PersonDisability
- PersonEducation
- PersonEmployment
- PersonExamination
- PersonLanguage
- PersonLifeEvent

- [PersonName](#)
- [PgmRebateTypBnftMapping](#)
- [PickTicket](#)
- [PickTicketAssignment](#)
- [PickTicketProduct](#)
- [PlanBenefit](#)
- [PlanBenefitItem](#)
- [PreliminaryApplicationRef](#)
- [PreventiveCareAgreement](#)
- [PriceAdjustmentSchedule](#)
- [PriceList](#)
- [Pricebook2](#)
- [PricebookEntry](#)
- [PricingHeader](#)
- [PricingLineItem](#)
- [PricingProduct](#)
- [PrivacyHold](#)
- [PrivacyHoldReason](#)
- [PrivacyJobSession](#)
- [PrivacyPolicy](#)
- [PrivacyRequest](#)
- [Problem](#)
- [ProblemDefinition](#)
- [ProblemGoalDefinition](#)
- [ProblemIncident](#)
- [ProcessException](#)
- [Producer](#)
- [ProducerCommission](#)
- [ProducerPolicyAssignment](#)
- [Product2](#)
- [ProductAttributeDefinition](#)
- [ProductCatalog](#)
- [ProductCategory](#)
- [ProductCategoryAttribute](#)
- [ProductCategoryServiceProcess](#)
- [ProductComponentGroup](#)
- [ProductConsumed](#)
- [ProductConsumedState](#)
- [ProductCoverage](#)
- [ProductEmissionsFactor](#)

- ProductFaultCode
- ProductItem
- ProductItemTransaction
- ProductLaborCode
- ProductOverridePathItem
- ProductQuantityRule
- ProductRelComponentOverride
- ProductRelatedMaterial
- ProductRequest
- ProductRequestLineItem
- ProductSellingModelOption
- ProductServiceCampaign
- ProductServiceCampaignItem
- ProductTransfer
- ProductTransferState
- ProductWarrantyTerm
- Program
- ProgramEnrollment
- ProgramProduct
- ProgramRebateTypPayoutSrc
- ProgramRebateType
- ProgramRebateTypeBenefit
- ProgramRebateTypeFilter
- ProgramRebateTypePayout
- ProgramRebateTypeProduct
- ProgramRebateTypeReference
- ProgramTermApplnTimeline
- Promotion
- PromotionChannel
- PromotionLoyaltyPtnrProdt
- PromotionMarketSegment
- PromotionProduct
- PromotionProductCategory
- PromotionQualifier
- PromotionSegment
- PromotionSegmentBuyerGroup
- PromotionSegmentSalesStore
- PromotionTarget
- PromotionTier
- ProrationPolicy

- ProviderNetworkContract
- ProviderNetworkTier
- ProviderSearchSyncLog
- PublicApplicationParticipant
- PublicProgram
- PurchaserPlan
- PurchaserPlanAssn
- PurchaseQuantityRule
- PymtSchdDistributionMethod
- Quote
- QuoteDocument
- QuoteLineItemAttribute
- RebateClaim
- RebateMemberAggregateItem
- RebateMemberProductAggregate
- RebatePayment
- RebatePayoutAdjustment
- RebateProgram
- RebateProgramMember
- RebateProgramMemberPayout
- RebateProgramPayoutPeriod
- ReceivedDocumentType
- Recommendation
- RecordAlert
- RecordsetFilterCriteria
- RecordsetFilterCriteriaRule
- RecordsetFltrCritMonitor
- ReferencedDashboard
- Referral
- RefrigerantEmssnFctr
- RegionStatusDiscount
- RegulatoryAuthority
- RegulatoryAuthorizationType
- RegulatoryCodeAssessmentInd
- RegulatoryCodeUse
- RegulatoryCodeViolation
- RegulatoryTrxnFee
- RegulatoryTrxnFeeItem
- ReinsAgreementLineItem
- ReinsPolicyBordereauFact

- ReinsProtocolProdtComponent
- ReinsuranceAgreement
- ReinsuranceProtocol
- ReinsuranceProtocolAgreement
- RentalCarEmssnFctr
- RentalCarEngryUse
- ReportAnomalyEventStore
- ReportedConsumption
- ResourceAbsence
- ResourcePreference
- RetailLocationGroup
- RetailStore
- RetailVisitKpi
- ReturnOrder
- ReturnOrderItemAdjustment
- RevRecogTreatmentItemGroup
- RevenueDistributionMethod
- RevenueElement
- RevenueElementDistribution
- RevenueRecogTreatmentItem
- RevenueRecognitionPolicy
- RevenueRecognitionTreatment
- RightsQuote
- RightsQuoteLineItem
- RightsQuoteLineMediaTitle
- SalesAgreement
- SalesChannel
- SalesContractLine
- Scope3CrbnFtpmnt
- Scope3EmssnSrc
- Scope3PcmtItem
- Scope3PcmtSummary
- Scorecard
- ScorecardAssociation
- SecuritiesHolding
- Seller
- SerializedProductTransaction
- ServiceAppointment
- ServiceAppointmentGroup
- ServiceContract

- ServiceCrew
- ServiceCrewMember
- ServiceReport
- ServiceResource
- ServiceResourceSkill
- ServiceTerritory
- ServiceTerritoryMember
- ServiceTerritoryRelationship
- SessionHijackingEventStore
- SharedSavingPaymentAgreement
- Shift
- ShiftEngagementChannel
- ShiftPattern
- ShiftPatternEntry
- ShiftSegmentType
- ShiftTemplate
- ShiftWorkTopic
- Shipment
- SignatureTask
- SignatureTaskLineItem
- SkillLevelDefinition
- SkillRequirement
- Snippet
- SocialContributionSum
- SocialPersona
- SocialPost
- StandardCareFeeAgreement
- StnryAssetAnnualFact
- StnryAssetCrbnFtpmnt
- StnryAssetCrbnFtpmntItm
- StnryAssetEnrgyUse
- StnryAssetEnvrSrc
- StnryAssetWaterActvty
- StnryAssetWaterFtpmnt
- StnryAssetWtrFtpmntItm
- StoreActionPlanTemplate
- StoreAssortment
- StoreProduct
- SuccessTeam
- Supplier

- SupplierProduct
- Survey
- SurveyEmailBranding
- SurveyInvitation
- SurveyQuestion
- SurveyQuestionChoice
- SurveyResponse
- SurveySubject
- SustainabilityCntrLine
- SustainabilityCredit
- SustainabilityPurchase
- SustainabilityScorecard
- SvcCatalogReqRelatedItem
- SvcCatalogRequest
- Swarm
- SwarmMember
- TagCategory
- TagCategoryAssignment
- TaxDisclosureSummary
- TaxEngine
- TaxEngineInteractionLog
- TaxEngineProvider
- TaxRate
- TenantSecurityNotificationRule
- ThreatDetectionFeedback
- TimeSheet
- TimeSheetEntry
- TimeSlot
- TrackedCommunication
- TrackedCommunicationDetail
- TrainingCourseParticipant
- TransactionJournal
- TravelMode
- TrnCourse
- UnitOfMeasure
- UnitOfMeasureConversion
- UsagelImpactFactor
- UsagelImpactGroup
- UsagelImpactGroupFactor
- UsagelImpactGroupPgmMeasure



- UsagelmpactGroupVersion
- User
- UserEsignVendorIdentifier
- UserFinancialAuthority
- UserLocationAssignment
- UserRole
- Vehicle
- VehicleAssetCrbnFtpnt
- VehicleAssetEmssnSrc
- VehicleAssetEnrgyUse
- VehicleDefinition
- VehicleUserAssignment
- VideoCall
- ViolationEnforcementAction
- ViolationType
- ViolationTypeUse
- Visit
- Visitor
- VoiceCall
- VolumeDiscount
- VolunteerProject
- Voucher
- VoucherDefinition
- WarrantyTerm
- WarrantyTermCoverage
- WasteFootprint
- WasteFootprintItem
- WebCart
- WebStoreInventorySource
- WebStorePricebook
- WorkCapacityLimit
- WorkCapacityUsage
- WorkOrder
- WorkOrderLineItem
- WorkPlan
- WorkPlanSelectionRule
- WorkPlanTemplate
- WorkPlanTemplateEntry
- WorkProcedure
- WorkProcedureStep

- [WorkStep](#)
- [WorkStepTemplate](#)
- [WorkType](#)
- [WorkTypeCareSpecialty](#)
- [WorkTypeExtension](#)
- [WorkTypeGroup](#)
- [WorkTypeGroupMember](#)
- [WorkTypeGroupRole](#)
- [WorkerCompCoverageClass](#)
- [WstDispoEmssnFctrSet](#)
- [WstDispoEmssnFctrSetItm](#)

## Retired Resources

---

These User Interface API resources are retired.

### [Get Lookup Field Suggestions](#)

When a user edits a lookup field, use this resource to search for and display suggestions. You can search for most recently used matches, for matching names, or for any match in a searchable field. You can also specify lookup filter bindings for dependent lookups.

### [Get Lookup Field Suggestions for a Specified Object](#)

When a user edits a lookup field, use this resource to search for and display suggestions for a specified object. You can search for most recently used matches, for matching names, or for any match in a searchable field. You can also specify lookup filter bindings for dependent lookups.

### [Get List Views for an Object \(Deprecated\)](#)

Get a collection of list views associated with an object.

### [Get List View Records and Metadata \(Deprecated\)](#)

Get record data and metadata for a list view.

### [Get Most Recently Used List View Records \(Deprecated\)](#)

Get record data for an object's most recently used (MRU) list view.

### [Get Most Recently Used List View Metadata \(Deprecated\)](#)

Get metadata for an object's most recently viewed (MRU) list view.

### [Get Most Recently Used List View Records and Metadata \(Deprecated\)](#)

Get record data and metadata for an object's most recently used (MRU) list view.

## Get Lookup Field Suggestions

When a user edits a lookup field, use this resource to search for and display suggestions. You can search for most recently used matches, for matching names, or for any match in a searchable field. You can also specify lookup filter bindings for dependent lookups.



**Note:** In version 60.0 and later, use the [POST method](#) for lookup field suggestions. The POST method is a more secure way of transferring data where the parameters are sent in the message body.

**Resource**

```
/ui-api/lookups/{objectApiName}/{fieldApiName}
```

- `objectApiName`—The API name of a source object.
- `fieldApiName`—The API name of a lookup field on the source object.

**Available Version**

41.0–62.0

**HTTP Method**

GET

**Example: Get Most Recently Used Records**

A lookup relationship field links a source object to a target object. To edit a lookup field, users click a lookup icon to search for and select a value from a popup list. The target object provides the values in the list.

For example, the Opportunity object has an `AccountId` lookup field. When a user edits an Opportunity record, the user selects an Account to associate with the Opportunity. To build a UI that suggests the most recently used Account records to the user, use this resource. The default value of the `searchType` parameter is `Recent`, so the request doesn't specify it.

```
GET /ui-api/lookups/Opportunity/AccountId
```

**Example: Search for Suggestions**

To search all searchable fields for suggestions, set `searchType=Search`. This example searches for strings that start with the characters `ca` (a wildcard is implied).

```
GET /ui-api/lookups/Opportunity/AccountId?searchType=Search&q=ca
```

**Example: Search Record Names for Suggestions**

To search record name fields for suggestions, set `searchType=TypeAhead`. This example searches record names for strings that start with the characters `ta` (a wildcard is implied).

```
GET /ui-api/lookups/Opportunity/AccountId?searchType=TypeAhead&q=ta
```

**Example: Search Dependent Lookups for Suggestions**

Some lookup fields have lookup filters that restrict their valid values by referencing fields on the source object. These fields are called dependent lookups. For example, you can filter the `Case Contact` field to show only contacts that are associated with the account selected in the `Case Account Name` field.

In the Salesforce UI, this lookup filter is `Contact Name: Account Name ID EQUALS Case: Account Name ID`. In the User Interface API, lookup filter information appears in the `filteredLookupInfo` property of the [Object Info](#) response body, which is returned from several resources, including `/ui-api/record-ui/{recordIds}`. If the `filteredLookupInfo` property is non-null, the field it describes is a dependent lookup.

In this example, the `Case` object's `ContactId` field has a `filteredLookupInfo` property containing a `controllingFields` property. The controlling field is `AccountId`. To restrict the lookup search, you must pass all controlling fields and their values to the lookups resource in the `dependentFieldBindings` parameter.

```
"objectInfos" : {
  ...
  "Case" : {
    "apiName" : "Case",
    ...
    "fields" : {
      ...
      "ContactId" : {
```

```
    "apiName" : "ContactId",
    ...properties removed for space...
    "filteredLookupInfo" : {
      "controllingFields" : [ "AccountId" ],
      "dependent" : true,
      "optionalFilter" : false
    },
    ...
    "sortable" : true,
    "unique" : false,
    "updateable" : true
  },
  ...
}
```

To get the value for AccountId, look in the [Record](#) response body, which is returned from several resources, including [/ui-api/record-ui/{recordIds}](#).

```
"records" : {
  "500R0000000bKpBIAU" : {
    "apiName" : "Case",
    "childRelationships" : { },
    "fields" : {
      ...Some properties removed for space...
      "AccountId" : {
        "displayValue" : null,
        "value" : "001R00000003IGOMIAW"
      },
      "CaseNumber" : {
        "displayValue" : null,
        "value" : "00001005"
      },
      ...
    }
  }
}
```

To filter the suggestions for a dependent lookup, specify the names and values of the controlling fields in the `dependentFieldBindings` query parameter. (This example has one controlling field).

```
/ui-api/lookups/case/ContactId?dependentFieldBindings=AccountId=001R00000003IGOMIAW
```

Request Parameters

Parameter Name	Type	Description	Required or Optional	Available Version
targetApiName	String[]	The API name of the object that you want results for. The name must correspond to one of the target objects of the lookup field. If not provided, by default, results for all target objects of the lookup field are returned. If targetApiName isn't specified, then the field configuration is used. If the field is polymorphic, several queries are considered and you receive results for every target that can lead to performance issues.	Optional	59.0


Parameter Name	Type	Description	Required or Optional	Available Version
dependentFieldBindings	String[]	<p>The dependent field bindings for dependent lookups. These field bindings represent the lookup filter that restricts the valid values for the field.</p> <p>Specify field bindings in a comma-separated list in the format <code>dependentFieldBindings={fieldApiName}={fieldValue},{fieldApiName}={fieldValue}</code>.</p> <p>To know whether a field is a dependent lookup, check the <a href="#">Object Info</a> response body for a non-null <code>filteredLookupInfo</code> property. Specify the name and a value for each field in the <code>controllingFields</code> property. Get the field values from the <a href="#">Record</a> response body. Both responses are returned from the <a href="#">/ui-api/record-ui/{recordIds}</a> resource.</p>	Optional	41.0
page	Integer	The page number. The default value is 1.	Optional	41.0
pageSize	Integer	The number of items per page. The default value is 25.	Optional	41.0
q	String	<p>The term the user is searching for.</p> <p>When <code>searchType=Search</code>, specify at least 2 characters. A wildcard at the end of the search term is implied. For example, <code>q=ca</code> returns Cat and Cats.</p> <p>When <code>searchType=TypeAhead</code>, specify at least 3 characters. A wildcard at the end of the search term is implied. You can't use a <code>?</code>.</p>	Required if <code>searchType</code> is <code>TypeAhead</code> .	41.0
searchType	String	<p>The type of search to perform. One of these values:</p> <ul style="list-style-type: none"> <li>• <b>Recent</b>—Return most recently used matches.</li> <li>• <b>Search</b>—Search for records with searchable fields that match the query term.</li> <li>• <b>TypeAhead</b>—Search for records whose names start with the query term.</li> </ul> <p>The default value is <code>Recent</code>.</p>	Optional	41.0

Response Body

Lookup Values

## Get Lookup Field Suggestions for a Specified Object

When a user edits a lookup field, use this resource to search for and display suggestions for a specified object. You can search for most recently used matches, for matching names, or for any match in a searchable field. You can also specify lookup filter bindings for dependent lookups.

 **Note:** In version 60.0 and later, use the [POST method](#) for lookup field suggestions. The POST method is a more secure way of transferring data where the parameters are sent in the message body.

Resource

```
/ui-api/lookups/{objectApiName}/{fieldApiName}/{targetApiName}
```

- `objectApiName`—The API name of a source object.
- `fieldApiName`—The API name of a lookup field on the source object.
- `targetApiName`—The API name of the target (lookup) object.

Available Version

41.0–62.0

HTTP Method

GET

Example

See [Get Lookup Field Suggestions](#).

Request Parameters

Parameter Name	Type	Description	Required or Optional	Available Version
dependentFieldBindings	String[]	<p>The dependent field bindings for dependent lookups. These field bindings represent the lookup filter that restricts the valid values for the field.</p> <p>Specify field bindings in a comma-separated list in the format <code>dependentFieldBindings={fieldApiName}={fieldValue},{fieldApiName}={fieldValue}</code>.</p> <p>To know whether a field is a dependent lookup, check the <a href="#">Object Info</a> response body for a non-null <code>filteredLookupInfo</code> property. Specify the name and a value for each field in the <code>controllingFields</code> property. Get the field values from the <a href="#">Record</a> response body. Both responses are returned from the <a href="#">/ui-api/record-ui/{recordIds}</a> resource.</p>	Optional	41.0

Parameter Name	Type	Description	Required or Optional	Available Version
page	Integer	The page number. The default value is 1.	Optional	41.0
pageSize	Integer	The number of items per page. The default value is 25.	Optional	41.0
q	String	<p>The term the user is searching for.</p> <p>When <code>searchType=Search</code>, specify at least 2 characters. A wildcard at the end of the search term is implied. For example, <code>q=ca</code> returns Cat and Cats.</p> <p>When <code>searchType=TypeAhead</code>, specify at least 3 characters. A wildcard at the end of the search term is implied. You can't use a <code>?</code>.</p>	Required if <code>searchType</code> is <code>TypeAhead</code> .	41.0
searchType	String	<p>The type of search to perform. One of these values:</p> <ul style="list-style-type: none"> <li>• <code>Recent</code>—Return most recently used matches.</li> <li>• <code>Search</code>—Search for records with searchable fields that match the query term.</li> <li>• <code>TypeAhead</code>—Search for records whose names start with the query term.</li> </ul> <p>The default value is <code>Recent</code>.</p>	Optional	41.0

**Response Body**[Record Collection](#)

## Get List Views for an Object (Deprecated)

Get a collection of list views associated with an object.



**Note:** This resource is deprecated. To get list views for an object, use [Get List Views for an Object](#).

**Resource**

```
/ui-api/list-ui/${objectApiName}
```

- `objectApiName`—A [supported](#) object, such as Account.

**Available Version**

43.0

**HTTP Method**

GET

### Example

To retrieve all list views associated with accounts, make this request:

```
GET /services/data/v63.0/ui-api/list-ui/Account
```

The request returns a list of all list views for the given object.

### Request Parameters

Parameter Name	Type	Description	Required or Optional	Available Version
pageSize	Integer	The number of list records viewed at one time. The default value is 20. Value can be 1–2000.	Optional	43.0
pageToken	String	A token that represents the page offset. To indicate where the page starts, use this value with the <code>pageSize</code> parameter. The maximum offset is 2000 and the default is 0.	Optional	43.0
q	String	Query list views that contain certain key words.	Optional	43.0
recentListsOnly	Boolean	Show only recently viewed lists.	Optional	43.0

### Response Body

[List View Summary Collection](#)

## Get List View Records and Metadata (Deprecated)

Get record data and metadata for a list view.



**Note:** This resource is deprecated. To get list view records, use [Get List View Records with URL Parameters](#) or [Get List View Records with a Request Body](#). To get list view metadata, use [Get List View Metadata](#).

### Resources

```
/ui-api/list-ui/${listViewId}
```

```
/ui-api/list-ui/${objectApiName}/${listViewApiName}
```

- `listViewId`—The ID of a list view, such as 00BR0000000Wc0rMAC.
- `objectApiName`—A [supported](#) object, such as Account.
- `listViewApiName`—The API name of a list view, such as AllAccounts, \_\_Recent, or \_\_SearchResult.

### Available Version

42.0

### HTTP Method

GET



**Example**

As an example, let's say we have a list view named All Accounts with a list view ID of 00BR000000Wc0rMAC. To get information about all the records and metadata for this list view, make this request.

```
/services/data/v63.0/ui-api/list-ui/00BR000000Wc0rMAC
```

You can also use the object API name and list view API name of the list view to make the same request.

```
/services/data/v63.0/ui-api/list-ui/Account/AllAccounts
```

The request returns a list of records and the metadata for the list view.

**Request Parameters**

Parameter Name	Type	Description	Required or Optional	Available Version
fields	String[]	Additional fields queried for the records returned. These fields don't create visible columns. If the field isn't available to the user, an error occurs.	Optional	42.0
optionalFields	String[]	Additional fields queried for the records returned. These fields don't create visible columns. If the field isn't available to the user, no error occurs and the field isn't included in the records.	Optional	42.0
pageSize	Integer	The number of list records viewed at one time. The default value is 50. Value can be 1–2000.	Optional	42.0
pageToken	String	A token that represents the page offset. To indicate where the page starts, use this value with the <code>pageSize</code> parameter. The maximum offset is 2000 and the default is 0.	Optional	42.0
searchTerm	String	Search term to filter the results. Wildcards are supported.	Optional	61.0
sortBy	String[]	The API names of the fields the list view is sorted by. If the name is preceded with <code>-</code> , the sort order is descending. For example, <code>Name</code> sorts by name in ascending order. <code>-CreatedDate</code> sorts by created date in descending order.  In API version 63.0 and later, you can sort by up to five fields.	Optional	42.0
where	String	The filter applied to returned records, in GraphQL syntax. For example, <code>{ and: [ { StageName: { eq:</code>	Optional	61.0

Parameter Name	Type	Description	Required or Optional	Available Version
		<pre>\\"Prospecting\\" } } , { Account: { Name: { eq: \\"Dickenson plc\\" } } } ]</pre> <p>} filters an Opportunity related list to show only opportunities in the Prospecting stage that are linked to the “Dickenson plc” account.</p>		

**Response Body**[List UI](#)

## Get Most Recently Used List View Records (Deprecated)

Get record data for an object’s most recently used (MRU) list view.



**Note:** This resource is deprecated. To get most recently used list view records, use [Get List View Records with URL Parameters](#) or [Get List View Records with a Request Body](#).

**Resource**

```
/ui-api/mru-list-records/${objectApiName}
```

- objectApiName—A [supported](#) object, such as Account.

**Available Version**

43.0

**HTTP Method**

GET

**Example**

To get information about the records in the most recently used account list views, make this request:

```
GET /services/data/v63.0/ui-api/mru-list-records/Account
```

The request returns a list of records in the most recently used account list view.

**Request Parameters**

Parameter Name	Type	Description	Required or Optional	Available Version
fields	String[]	Additional fields queried for the records returned. These fields don’t create visible columns. If the field is not available to the user, an error occurs.	Optional	43.0
optionalFields	String[]	Additional fields queried for the records returned. These fields don’t create visible columns. If the field is not available to the	Optional	43.0

Parameter Name	Type	Description	Required or Optional	Available Version
		user, no error occurs and the field isn't included in the records.		
pageSize	Integer	The number of list records viewed at one time. The default value is 50. Value can be 1–2000.	Optional	43.0
pageToken	String	A token that represents the page offset. To indicate where the page starts, use this value with the <code>pageSize</code> parameter. The maximum offset is 2000 and the default is 0.	Optional	43.0
sortBy	String[]	The API name of the field the list view is sorted by. If the name is preceded with "-", the sort order is descending. For example, "Name" sorts by name in ascending order. "-CreatedDate" sorts by created date in descending order.	Optional	43.0

**Response Body**[List Record Collection](#)

## Get Most Recently Used List View Metadata (Deprecated)

Get metadata for an object's most recently viewed (MRU) list view.



**Note:** This resource is deprecated. To get most recently used list view metadata for an object, use [Get List View Metadata](#).

**Resource**

```
/ui-api/mru-list-info/${objectApiName}
```

- `objectApiName`—A [supported](#) object, such as Account.

**Available Version**

43.0

**HTTP Method**

GET

**Example**

This example gets information about the metadata for the most recently used account list view.

```
GET /services/data/v63.0/ui-api/mru-list-info/Account
```

**Response Body**[List Info](#)

## Get Most Recently Used List View Records and Metadata (Deprecated)

Get record data and metadata for an object's most recently used (MRU) list view.

 **Note:** This resource is deprecated. To get most recently used list view records, use [Get List View Records with URL Parameters](#) or [Get List View Records with a Request Body](#). To get most recently used list view metadata, use [Get List View Metadata](#).

### Resource

```
/ui-api/mru-list-ui/${objectApiName}
```

- `objectApiName`—A [supported](#) object, such as Account.

### Available Version

43.0

### HTTP Method

GET

### Example

To get information about the record data and metadata for the most recently used account list views, make this request.

```
GET /services/data/v63.0/ui-api/mru-list-ui/Account
```

The request returns the record data and metadata for the most recently used account list view.

### Request Parameters

Parameter Name	Type	Description	Required or Optional	Available Version
<code>fields</code>	String[]	Additional fields queried for the records returned. These fields don't create visible columns. If the field is not available to the user, an error occurs.	Optional	43.0
<code>optionalFields</code>	String[]	Additional fields queried for the records returned. These fields don't create visible columns. If the field is not available to the user, no error occurs and the field isn't included in the records.	Optional	43.0
<code>pageSize</code>	Integer	The number of list records viewed at one time. The default value is 50. Value can be 1–2000.	Optional	43.0
<code>pageToken</code>	String	A token that represents the page offset. To indicate where the page starts, use this value with the <code>pageSize</code> parameter. The maximum offset is 2000 and the default is 0.	Optional	43.0
<code>sortBy</code>	String[]	The API name of the field the list view is sorted by. If the name is preceded with "-", the sort order is descending. For example, "Name" sorts by name in ascending order.	Optional	43.0

Parameter Name	Type	Description	Required or Optional	Available Version
		"-CreateDate" sorts by created date in descending order.		

## Response Body

[List UI](#)

# Retired Response Bodies

These User Interface API response bodies are retired.

[List UI](#)

The record data and metadata for a list view.

[List View Summary](#)

A summary of list views for an object.

[List View Summary Collection](#)

A collection of list views for a given object.

## List UI

The record data and metadata for a list view.

Property Name	Type	Description	Filter Group and Version	Available Version
info	<a href="#">List Info</a>	The metadata for the list view.	Small, 42.0	42.0
records	<a href="#">List Record Collection</a>	The record data for the list view.	Small, 42.0	42.0

SEE ALSO:

[Get Most Recently Used List View Records and Metadata \(Deprecated\)](#)

[Get List View Records and Metadata \(Deprecated\)](#)

## List View Summary

A summary of list views for an object.

Property Name	Type	Description	Filter Group and Version	Available Version
apiName	String	The list view's object API name.	Small, 43.0	43.0
id	String	ID of the list view.	Small, 43.0	43.0

Property Name	Type	Description	Filter Group and Version	Available Version
label	String	The list view's label.	Small, 43.0	43.0
listUiUrl	String	The list view's UI URL.	Small, 43.0	43.0

SEE ALSO:

[List View Summary Collection](#)

## List View Summary Collection

A collection of list views for a given object.

Property Name	Type	Description	Filter Group and Version	Available Version
count	Integer	The total number of list views returned.	Small, 43.0	43.0
currentPageToken	String	The pageToken of the current page of list views.	Small, 43.0	43.0
currentPageUrl	String	The URL of the current page of list views.	Small, 43.0	43.0
lists	<a href="#">List View Summary</a>	Collection of list views for the given object	Small, 43.0	43.0
nextPageToken	String	The pageToken of the next page of list views.	Small, 43.0	43.0
nextPageUrl	String	The URL of the next page of list views	Small, 43.0	43.0
objectApiName	String	A <a href="#">supported</a> object, such as Account.	Small, 48.0	48.0
pageSize	Integer	The number of list records viewed at one time. The default value is 20.	Small, 48.0	48.0
previousPageToken	String	The pageToken of the previous page of list views.	Small, 43.0	43.0
previousPageUrl	String	The URL of the previous page of list views.	Small, 43.0	43.0
queryString	String	The query string used in the query parameter.	Small, 48.0	48.0
recentListsOnly	Boolean	Show only recently viewed lists. The default value is <code>false</code> .	Small, 48.0	48.0

SEE ALSO:

[Get List Views for an Object \(Deprecated\)](#)