

Salesforce Reports and Dashboards REST API Developer Guide

Version 40.0, Summer '17



CONTENTS

Chapter 1: Salesforce Reports and Dashboards REST API	1
Requirements and Limitations	2
Chapter 2: Examples: Reports REST API Resources	3
Create a New Report	4
Run Reports Synchronously or Asynchronously	34
Get Report Metadata	42
Get a List of Report Types	46
List Asynchronous Runs of a Report	51
Filter Reports on Demand	52
List Recently Viewed Reports	55
Decode the Fact Map	57
Get Report Data without Saving Changes to or Creating a Report	59
Save Changes to Reports	71
Clone Reports	72
Delete Reports	73
Chapter 3: Examples: Dashboards REST API Resources	74
Get List of Recently Used Dashboards	75
Get Dashboard Results	75
Filter Dashboard Results	79
Get Dashboard Status	80
Refresh a Dashboard	81
Save a Dashboard	81
Set a Sticky Dashboard Filter	85
Return Details About Dashboard Components	86
Get Dashboard Metadata	101
Clone a Dashboard	109
Delete a Dashboard	110
Chapter 4: Examples: Analytics Notifications REST API	111
Get Analytics Notifications	112
Create an Analytics Notification	114
Save Changes to an Analytics Notification	115
Delete an Analytics Notification	116
Check Limits for Analytics Notifications	116
Chapter 5: Reports API Resource Reference	118
Report	119
Describe	130

Contents

Execute Sync	144
Execute Async	151
Instances List	155
Instance Results	156
Report List	158
Query	162
Report Fields	173
Report Error Codes	186
Chapter 6: Report Types API Resource Reference	189
Report Type List	190
Report Type	190
Chapter 7: Filter Operators API Resource Reference	205
Filter Operator List	206
Chapter 8: Dashboards API Resource Reference	213
Dashboard List	214
Dashboard Results	214
Dashboard Describe	224
Dashboard Status	229
Dashboard Filter Options Analysis	231
Dashboard and Component Error Codes	232
Chapter 9: Analytics Notifications API Resource Reference	234
Analytics Notification List	235
Analytics Notification	240
Analytics Notification Limits	246
INDEX	247

CHAPTER 1 Salesforce Reports and Dashboards REST API

In this chapter ...

- [Requirements and Limitations](#)

The Reports and Dashboards REST API gives you programmatic access to your report and dashboard data as defined in the report builder and dashboard builder. The API lets you integrate the data into any web or mobile application, inside or outside the Salesforce platform. For example, you might use the API to trigger a Chatter post with a snapshot of top-performing reps each quarter.

The Reports and Dashboards REST API will revolutionize the way you access and visualize your data. You can:

- Integrate report data into custom objects.
- Define rich visualizations on top of the API to animate the data.
- Build custom dashboards.
- Automate reporting tasks.

At a high level, the API resources let you query and filter report data. You can:

- Run tabular, summary, or matrix reports synchronously or asynchronously.
- Filter for specific data on the fly.
- Query report metadata.

You can also work with dashboard resources to:

- Get a list of recently used dashboards.
- Get dashboard metadata and data.
- Query dashboard status.
- Refresh dashboards.

Requirements and Limitations

The Reports and Dashboards REST API is available for any organization that has API enabled. You must establish an authenticated session using OAuth in order to access the Reports and Dashboards REST API. When working with this API, consider these restrictions in addition to general API limits.



Note: Responses and requests are in JSON. While using the Reports and Dashboards REST API with a POST request body, you must use content-type: application/json. You might get unexpected results if you don't use this content type.

Reports Limits

- Cross filters, standard report filters, and filtering by row limit are unavailable when filtering data.
- Historical trend reports are only supported for matrix reports.
- The API can process only reports that contain up to 100 fields selected as columns.
- A list of up to 200 recently viewed reports can be returned.
- Your org can request up to 500 synchronous report runs per hour.
- The API supports up to 20 synchronous report run requests at a time.
- A list of up to 2,000 instances of a report that was run asynchronously can be returned.
- The API supports up to 200 requests at a time to get results of asynchronous report runs.
- Your organization can request up to 1,200 asynchronous requests per hour.
- Asynchronous report run results are available within a 24-hour rolling period.
- The API returns up to the first 2,000 report rows. You can narrow results using filters.
- You can add up to 20 custom field filters when you run a report.

Dashboards Limits

- Your org can request up to 200 dashboard refreshes per hour.
- Your org can request results for up to 5,000 dashboards per hour.

Analytics Notification Limits

- Each user can subscribe to up to 5 reports.
- Each user can create up to 5 Wave notifications.



Note: All limits that apply to reports created in the report builder also apply to the API, as do limits for dashboards created in the dashboard builder. For more information, see “Salesforce Reports and Dashboards Limits” in the Salesforce online help.

CHAPTER 2 Examples: Reports REST API Resources

In this chapter ...

- [Create a New Report](#)
- [Run Reports Synchronously or Asynchronously](#)
- [Get Report Metadata](#)
- [Get a List of Report Types](#)
- [List Asynchronous Runs of a Report](#)
- [Filter Reports on Demand](#)
- [List Recently Viewed Reports](#)
- [Decode the Fact Map](#)
- [Get Report Data without Saving Changes to or Creating a Report](#)
- [Save Changes to Reports](#)
- [Clone Reports](#)
- [Delete Reports](#)

The Reports and Dashboards REST API is designed to let you query report data easily. Use the API to:

- [Run Reports Synchronously or Asynchronously.](#)
Run a report immediately or asynchronously to get summary data with or without details. We recommend that you run reports asynchronously to avoid report timeouts and other API limits.
- [Get Report Metadata.](#)
Get information about fields in the report and report type. This includes information about fields used for report groupings, summaries, detailed data, and filters.
- [List Asynchronous Runs of a Report.](#)
Get a list of all instances of a report run asynchronously.
- [Filter Reports on Demand.](#)
Get specific data back by running a report with filter changes in the metadata.
- [List Recently Viewed Reports](#)
Get most recently viewed reports that you have permission to access.
- [Decode the Fact Map.](#)
Get a visualized view of your report data.
- [Save Changes to Reports](#)
Save changes to reports.
- [Clone Reports](#)
Make copies of existing reports.
- [Delete Reports](#)
Clean up unused and obsolete reports.

Create a New Report

Create a new report using a POST request.

Example Usage

`/services/data/v39.0/analytics/reports`

Example Request Body

To create a report, you only have to specify `reportMetadata` with a `name` and a `reportType` to create a new report. Other properties are optional.

```
{
  "reportMetadata": {
    "name": "NewReport",
    "reportType": {
      "type": "Opportunity"
    }
  }
}
```

Example Response Body

The response includes the new report's `reportExtendedMetadata`, `reportMetadata`, and `reportTypeMetadata`.

```
{
  "reportExtendedMetadata" : {
    "aggregateColumnInfo" : {
      "RowCount" : {
        "dataType" : "int",
        "label" : "Record Count"
      }
    },
    "detailColumnInfo" : {
      "ROLLUP_DESCRIPTION" : {
        "dataType" : "string",
        "label" : "Owner Role"
      },
      "FULL_NAME" : {
        "dataType" : "string",
        "label" : "Opportunity Owner"
      },
      "ACCOUNT_NAME" : {
        "dataType" : "string",
        "label" : "Account Name"
      },
      "OPPORTUNITY_NAME" : {
        "dataType" : "string",
        "label" : "Opportunity Name"
      },
      "STAGE_NAME" : {
        "dataType" : "picklist",
        "label" : "Stage"
      },
      "FISCAL_QUARTER" : {
        "dataType" : "string",
        "label" : "Fiscal Period"
      }
    }
  }
}
```

```

    },
    "AMOUNT" : {
      "dataType" : "currency",
      "label" : "Amount"
    },
    "PROBABILITY" : {
      "dataType" : "percent",
      "label" : "Probability (%)"
    },
    "AGE" : {
      "dataType" : "int",
      "label" : "Age"
    },
    "CLOSE_DATE" : {
      "dataType" : "date",
      "label" : "Close Date"
    },
    "CREATED_DATE" : {
      "dataType" : "datetime",
      "label" : "Created Date"
    },
    "NEXT_STEP" : {
      "dataType" : "string",
      "label" : "Next Step"
    },
    "LEAD_SOURCE" : {
      "dataType" : "picklist",
      "label" : "Lead Source"
    },
    "TYPE" : {
      "dataType" : "picklist",
      "label" : "Type"
    }
  },
  "groupingColumnInfo" : { }
},
"reportMetadata" : {
  "aggregates" : [ "RowCount" ],
  "chart" : null,
  "crossFilters" : [ ],
  "currency" : null,
  "description" : null,
  "detailColumns" : [ "ROLLUP_DESCRIPTION", "FULL_NAME", "ACCOUNT_NAME",
"OPPORTUNITY_NAME", "STAGE_NAME", "FISCAL_QUARTER", "AMOUNT", "PROBABILITY", "AGE",
"CLOSE_DATE", "CREATED_DATE", "NEXT_STEP", "LEAD_SOURCE", "TYPE" ],
  "developerName" : "DocTest2_mG",
  "division" : null,
  "folderId" : "005R0000000Kg8cIAC",
  "groupingsAcross" : [ ],
  "groupingsDown" : [ ],
  "hasDetailRows" : true,
  "hasRecordCount" : true,
  "historicalSnapshotDates" : [ ],
  "id" : "00OR0000000PYkiMAG",

```

```

"name" : "DocTest2",
"reportBooleanFilter" : null,
"reportFilters" : [ ],
"reportFormat" : "TABULAR",
"reportType" : {
  "label" : "Opportunities",
  "type" : "Opportunity"
},
"scope" : "organization",
"showGrandTotal" : true,
"showSubtotals" : true,
"sortBy" : [ ],
"standardDateFilter" : {
  "column" : "CLOSE_DATE",
  "durationValue" : "THIS_FISCAL_QUARTER",
  "endDate" : "2016-12-31",
  "startDate" : "2016-10-01"
},
"standardFilters" : [ {
  "name" : "open",
  "value" : "all"
}, {
  "name" : "probability",
  "value" : ">0"
} ],
"supportsRoleHierarchy" : true,
"userOrHierarchyFilterId" : null
},
"reportTypeMetadata" : {
  "categories" : [ {
    "columns" : {
      "CREATED" : {
        "dataType" : "string",
        "filterValues" : [ ],
        "filterable" : true,
        "label" : "Created By"
      },
      "CREATED_ALIAS" : {
        "dataType" : "string",
        "filterValues" : [ ],
        "filterable" : true,
        "label" : "Created Alias"
      },
      "LAST_UPDATE_BY" : {
        "dataType" : "string",
        "filterValues" : [ ],
        "filterable" : true,
        "label" : "Last Modified By"
      },
      "LAST_UPDATE_BY_ALIAS" : {
        "dataType" : "string",
        "filterValues" : [ ],
        "filterable" : true,
        "label" : "Last Modified Alias"
      }
    }
  } ]
}

```

```

},
"OPPORTUNITY_NAME" : {
  "dataType" : "string",
  "filterValues" : [ ],
  "filterable" : true,
  "label" : "Opportunity Name"
},
"TYPE" : {
  "dataType" : "picklist",
  "filterValues" : [ {
    "label" : "Existing Business",
    "name" : "Existing Business"
  }, {
    "label" : "New Business",
    "name" : "New Business"
  } ],
  "filterable" : true,
  "label" : "Type"
},
"LEAD_SOURCE" : {
  "dataType" : "picklist",
  "filterValues" : [ {
    "label" : "Advertisement",
    "name" : "Advertisement"
  }, {
    "label" : "Employee Referral",
    "name" : "Employee Referral"
  }, {
    "label" : "External Referral",
    "name" : "External Referral"
  }, {
    "label" : "Partner",
    "name" : "Partner"
  }, {
    "label" : "Public Relations",
    "name" : "Public Relations"
  }, {
    "label" : "Seminar - Internal",
    "name" : "Seminar - Internal"
  }, {
    "label" : "Seminar - Partner",
    "name" : "Seminar - Partner"
  }, {
    "label" : "Trade Show",
    "name" : "Trade Show"
  }, {
    "label" : "Web",
    "name" : "Web"
  }, {
    "label" : "Word of mouth",
    "name" : "Word of mouth"
  }, {
    "label" : "Other",
    "name" : "Other"
  }

```

```

    } ],
    "filterable" : true,
    "label" : "Lead Source"
  },
  "PARTNER_NAME" : {
    "dataType" : "string",
    "filterValues" : [ ],
    "filterable" : true,
    "label" : "Primary Partner"
  },
  "AMOUNT" : {
    "dataType" : "currency",
    "filterValues" : [ ],
    "filterable" : true,
    "label" : "Amount"
  },
  "CLOSED" : {
    "dataType" : "boolean",
    "filterValues" : [ {
      "label" : "True",
      "name" : "True"
    }, {
      "label" : "False",
      "name" : "False"
    } ],
    "filterable" : true,
    "label" : "Closed"
  },
  "WON" : {
    "dataType" : "boolean",
    "filterValues" : [ {
      "label" : "True",
      "name" : "True"
    }, {
      "label" : "False",
      "name" : "False"
    } ],
    "filterable" : true,
    "label" : "Won"
  },
  "CLOSE_DATE" : {
    "dataType" : "date",
    "filterValues" : [ ],
    "filterable" : true,
    "label" : "Close Date"
  },
  "CLOSE_DATE2" : {
    "dataType" : "date",
    "filterValues" : [ ],
    "filterable" : true,
    "label" : "Close Date (2)"
  },
  "CLOSE_MONTH" : {
    "dataType" : "date",

```

```

    "filterValues" : [ ],
    "filterable" : true,
    "label" : "Close Month"
  },
  "LAST_STAGE_CHANGE_DATE" : {
    "dataType" : "datetime",
    "filterValues" : [ ],
    "filterable" : true,
    "label" : "Last Stage Change Date"
  },
  "NEXT_STEP" : {
    "dataType" : "string",
    "filterValues" : [ ],
    "filterable" : true,
    "label" : "Next Step"
  },
  "STAGE_NAME" : {
    "dataType" : "picklist",
    "filterValues" : [ {
      "label" : "Prospecting",
      "name" : "Prospecting"
    }, {
      "label" : "Qualification",
      "name" : "Qualification"
    }, {
      "label" : "Needs Analysis",
      "name" : "Needs Analysis"
    }, {
      "label" : "Value Proposition",
      "name" : "Value Proposition"
    }, {
      "label" : "Id. Decision Makers",
      "name" : "Id. Decision Makers"
    }, {
      "label" : "Perception Analysis",
      "name" : "Perception Analysis"
    }, {
      "label" : "Proposal/Price Quote",
      "name" : "Proposal/Price Quote"
    }, {
      "label" : "Negotiation/Review",
      "name" : "Negotiation/Review"
    }, {
      "label" : "Closed Won",
      "name" : "Closed Won"
    }, {
      "label" : "Closed Lost",
      "name" : "Closed Lost"
    } ],
    "filterable" : true,
    "label" : "Stage"
  },
  "PROBABILITY" : {
    "dataType" : "percent",

```

```

    "filterValues" : [ ],
    "filterable" : true,
    "label" : "Probability (%)"
  },
  "FISCAL_QUARTER" : {
    "dataType" : "string",
    "filterValues" : [ ],
    "filterable" : true,
    "label" : "Fiscal Period"
  },
  "FISCAL_YEAR" : {
    "dataType" : "int",
    "filterValues" : [ ],
    "filterable" : true,
    "label" : "Fiscal Year"
  },
  "AGE" : {
    "dataType" : "int",
    "filterValues" : [ ],
    "filterable" : true,
    "label" : "Age"
  },
  "STAGE_DURATION" : {
    "dataType" : "int",
    "filterValues" : [ ],
    "filterable" : true,
    "label" : "Stage Duration"
  },
  "FORECAST_CATEGORY" : {
    "dataType" : "picklist",
    "filterValues" : [ {
      "label" : "Omitted",
      "name" : "Omitted"
    }, {
      "label" : "Pipeline",
      "name" : "Pipeline"
    }, {
      "label" : "Best Case",
      "name" : "Best Case"
    }, {
      "label" : "Commit",
      "name" : "Commit"
    }, {
      "label" : "Closed",
      "name" : "Closed"
    } ],
    "filterable" : true,
    "label" : "Forecast Category"
  },
  "OPPORTUNITY_ID" : {
    "dataType" : "id",
    "filterValues" : [ ],
    "filterable" : true,
    "label" : "Opportunity ID"
  }

```

```

    },
    "LAST_ACTIVITY" : {
      "dataType" : "date",
      "filterValues" : [ ],
      "filterable" : true,
      "label" : "Last Activity"
    },
    "DESCRIPTION" : {
      "dataType" : "textarea",
      "filterValues" : [ ],
      "filterable" : true,
      "label" : "Description"
    },
    "HASOPPLINEITEM" : {
      "dataType" : "boolean",
      "filterValues" : [ {
        "label" : "True",
        "name" : "True"
      }, {
        "label" : "False",
        "name" : "False"
      } ],
      "filterable" : true,
      "label" : "Has Products"
    },
    "CREATED_DATE" : {
      "dataType" : "datetime",
      "filterValues" : [ ],
      "filterable" : true,
      "label" : "Created Date"
    },
    "LAST_UPDATE" : {
      "dataType" : "datetime",
      "filterValues" : [ ],
      "filterable" : true,
      "label" : "Last Modified Date"
    }
  },
  "label" : "Opportunity Information"
}, {
  "columns" : {
    "FULL_NAME" : {
      "dataType" : "string",
      "filterValues" : [ ],
      "filterable" : true,
      "label" : "Opportunity Owner"
    },
    "ROLLUP_DESCRIPTION" : {
      "dataType" : "string",
      "filterValues" : [ ],
      "filterable" : true,
      "label" : "Owner Role"
    },
    "ALIAS" : {

```

```
    "dataType" : "string",
    "filterValues" : [ ],
    "filterable" : true,
    "label" : "Opportunity Owner Alias"
  },
  "OWNER_EMAIL" : {
    "dataType" : "email",
    "filterValues" : [ ],
    "filterable" : true,
    "label" : "Opportunity Owner Email"
  },
  "OWNER_PHONE" : {
    "dataType" : "phone",
    "filterValues" : [ ],
    "filterable" : true,
    "label" : "Opportunity Owner: Phone"
  },
  "OWNER_MOBILE_PHONE" : {
    "dataType" : "phone",
    "filterValues" : [ ],
    "filterable" : true,
    "label" : "Opportunity Owner: Mobile Phone"
  },
  "OWNER_MANAGER" : {
    "dataType" : "string",
    "filterValues" : [ ],
    "filterable" : true,
    "label" : "Opportunity Owner: Manager"
  },
  "OWNER_TITLE" : {
    "dataType" : "string",
    "filterValues" : [ ],
    "filterable" : true,
    "label" : "Opportunity Owner: Title"
  },
  "OWNER_COMPANY" : {
    "dataType" : "string",
    "filterValues" : [ ],
    "filterable" : true,
    "label" : "Opportunity Owner: Company"
  },
  "OWNER_DEPARTMENT" : {
    "dataType" : "string",
    "filterValues" : [ ],
    "filterable" : true,
    "label" : "Opportunity Owner: Department"
  },
  "OWNER_DIVISION" : {
    "dataType" : "string",
    "filterValues" : [ ],
    "filterable" : true,
    "label" : "Opportunity Owner: Division"
  },
  "OWNER_PROFILE" : {
```

```

      "dataType" : "string",
      "filterValues" : [ ],
      "filterable" : true,
      "label" : "Opportunity Owner: Profile"
    },
    "OWNER_ACTIVE" : {
      "dataType" : "boolean",
      "filterValues" : [ {
        "label" : "True",
        "name" : "True"
      }, {
        "label" : "False",
        "name" : "False"
      } ],
      "filterable" : true,
      "label" : "Opportunity Owner: Active"
    }
  },
  "label" : "Opportunity Owner Information"
}, {
  "columns" : {
    "ACCOUNT_NAME" : {
      "dataType" : "string",
      "filterValues" : [ ],
      "filterable" : true,
      "label" : "Account Name"
    },
    "ACCOUNT_OWNER" : {
      "dataType" : "string",
      "filterValues" : [ ],
      "filterable" : true,
      "label" : "Account Owner"
    },
    "ACCOUNT_OWNER_ALIAS" : {
      "dataType" : "string",
      "filterValues" : [ ],
      "filterable" : true,
      "label" : "Account Owner Alias"
    },
    "PARENT_NAME" : {
      "dataType" : "string",
      "filterValues" : [ ],
      "filterable" : true,
      "label" : "Parent Account"
    },
    "PARENT_ID" : {
      "dataType" : "id",
      "filterValues" : [ ],
      "filterable" : true,
      "label" : "Parent Account ID"
    },
    "SALES" : {
      "dataType" : "currency",
      "filterValues" : [ ],

```

```

    "filterable" : true,
    "label" : "Annual Revenue"
  },
  "ACCOUNT_TYPE" : {
    "dataType" : "picklist",
    "filterValues" : [ {
      "label" : "Analyst",
      "name" : "Analyst"
    }, {
      "label" : "Competitor",
      "name" : "Competitor"
    }, {
      "label" : "Customer",
      "name" : "Customer"
    }, {
      "label" : "Integrator",
      "name" : "Integrator"
    }, {
      "label" : "Investor",
      "name" : "Investor"
    }, {
      "label" : "Partner",
      "name" : "Partner"
    }, {
      "label" : "Press",
      "name" : "Press"
    }, {
      "label" : "Prospect",
      "name" : "Prospect"
    }, {
      "label" : "Reseller",
      "name" : "Reseller"
    }, {
      "label" : "Other",
      "name" : "Other"
    } ],
    "filterable" : true,
    "label" : "Account Type"
  },
  "INDUSTRY" : {
    "dataType" : "picklist",
    "filterValues" : [ {
      "label" : "Agriculture",
      "name" : "Agriculture"
    }, {
      "label" : "Apparel",
      "name" : "Apparel"
    }, {
      "label" : "Banking",
      "name" : "Banking"
    }, {
      "label" : "Biotechnology",
      "name" : "Biotechnology"
    }, {

```

```
    "label" : "Chemicals",
    "name" : "Chemicals"
  }, {
    "label" : "Communications",
    "name" : "Communications"
  }, {
    "label" : "Construction",
    "name" : "Construction"
  }, {
    "label" : "Consulting",
    "name" : "Consulting"
  }, {
    "label" : "Education",
    "name" : "Education"
  }, {
    "label" : "Electronics",
    "name" : "Electronics"
  }, {
    "label" : "Energy",
    "name" : "Energy"
  }, {
    "label" : "Engineering",
    "name" : "Engineering"
  }, {
    "label" : "Entertainment",
    "name" : "Entertainment"
  }, {
    "label" : "Environmental",
    "name" : "Environmental"
  }, {
    "label" : "Finance",
    "name" : "Finance"
  }, {
    "label" : "Food & Beverage",
    "name" : "Food & Beverage"
  }, {
    "label" : "Government",
    "name" : "Government"
  }, {
    "label" : "Healthcare",
    "name" : "Healthcare"
  }, {
    "label" : "Hospitality",
    "name" : "Hospitality"
  }, {
    "label" : "Insurance",
    "name" : "Insurance"
  }, {
    "label" : "Machinery",
    "name" : "Machinery"
  }, {
    "label" : "Manufacturing",
    "name" : "Manufacturing"
  }, {
```

```

        "label" : "Media",
        "name" : "Media"
    }, {
        "label" : "Not For Profit",
        "name" : "Not For Profit"
    }, {
        "label" : "Other",
        "name" : "Other"
    }, {
        "label" : "Recreation",
        "name" : "Recreation"
    }, {
        "label" : "Retail",
        "name" : "Retail"
    }, {
        "label" : "Shipping",
        "name" : "Shipping"
    }, {
        "label" : "Technology",
        "name" : "Technology"
    }, {
        "label" : "Telecommunications",
        "name" : "Telecommunications"
    }, {
        "label" : "Transportation",
        "name" : "Transportation"
    }, {
        "label" : "Utilities",
        "name" : "Utilities"
    } ],
    "filterable" : true,
    "label" : "Industry"
},
"EMPLOYEES" : {
    "dataType" : "int",
    "filterValues" : [ ],
    "filterable" : true,
    "label" : "Employees"
},
"ACCOUNT_ID" : {
    "dataType" : "id",
    "filterValues" : [ ],
    "filterable" : true,
    "label" : "Account ID"
},
"ACCOUNT_LAST_ACTIVITY" : {
    "dataType" : "date",
    "filterValues" : [ ],
    "filterable" : true,
    "label" : "Account: Last Activity"
},
"ACCOUNT_CREATED_DATE" : {
    "dataType" : "datetime",
    "filterValues" : [ ],

```

```

        "filterable" : true,
        "label" : "Account: Created Date"
    },
    "ACCOUNT_LAST_UPDATE" : {
        "dataType" : "datetime",
        "filterValues" : [ ],
        "filterable" : true,
        "label" : "Account: Last Modified Date"
    },
    "ACCOUNT_DESCRIPTION" : {
        "dataType" : "textarea",
        "filterValues" : [ ],
        "filterable" : true,
        "label" : "Account Description"
    }
},
"label" : "Account: General"
}, {
    "columns" : {
        "ADDRESS1_STREET" : {
            "dataType" : "textarea",
            "filterValues" : [ ],
            "filterable" : true,
            "label" : "Billing Street"
        },
        "ADDRESS1_LINE1" : {
            "dataType" : "string",
            "filterValues" : [ ],
            "filterable" : true,
            "label" : "Billing Address Line 1"
        },
        "ADDRESS1_LINE2" : {
            "dataType" : "string",
            "filterValues" : [ ],
            "filterable" : true,
            "label" : "Billing Address Line 2"
        },
        "ADDRESS1_LINE3" : {
            "dataType" : "string",
            "filterValues" : [ ],
            "filterable" : true,
            "label" : "Billing Address Line 3"
        },
        "ADDRESS1_CITY" : {
            "dataType" : "string",
            "filterValues" : [ ],
            "filterable" : true,
            "label" : "Billing City"
        },
        "ADDRESS1_STATE" : {
            "dataType" : "string",
            "filterValues" : [ ],
            "filterable" : true,
            "label" : "Billing State/Province"
        }
    }
}

```

```
,
"ADDRESS1_ZIP" : {
  "dataType" : "string",
  "filterValues" : [ ],
  "filterable" : true,
  "label" : "Billing Zip/Postal Code"
},
"ADDRESS1_COUNTRY" : {
  "dataType" : "string",
  "filterValues" : [ ],
  "filterable" : true,
  "label" : "Billing Country"
},
"ADDRESS2_STREET" : {
  "dataType" : "textarea",
  "filterValues" : [ ],
  "filterable" : true,
  "label" : "Shipping Street"
},
"ADDRESS2_LINE1" : {
  "dataType" : "string",
  "filterValues" : [ ],
  "filterable" : true,
  "label" : "Shipping Address Line 1"
},
"ADDRESS2_LINE2" : {
  "dataType" : "string",
  "filterValues" : [ ],
  "filterable" : true,
  "label" : "Shipping Address Line 2"
},
"ADDRESS2_LINE3" : {
  "dataType" : "string",
  "filterValues" : [ ],
  "filterable" : true,
  "label" : "Shipping Address Line 3"
},
"ADDRESS2_CITY" : {
  "dataType" : "string",
  "filterValues" : [ ],
  "filterable" : true,
  "label" : "Shipping City"
},
"ADDRESS2_STATE" : {
  "dataType" : "string",
  "filterValues" : [ ],
  "filterable" : true,
  "label" : "Shipping State/Province"
},
"ADDRESS2_ZIP" : {
  "dataType" : "string",
  "filterValues" : [ ],
  "filterable" : true,
  "label" : "Shipping Zip/Postal Code"
}
```

```

    },
    "ADDRESS2_COUNTRY" : {
      "dataType" : "string",
      "filterValues" : [ ],
      "filterable" : true,
      "label" : "Shipping Country"
    }
  },
  "label" : "Account: Address"
}, {
  "columns" : {
    "PHONE1" : {
      "dataType" : "phone",
      "filterValues" : [ ],
      "filterable" : true,
      "label" : "Phone"
    },
    "PHONE2" : {
      "dataType" : "phone",
      "filterValues" : [ ],
      "filterable" : true,
      "label" : "Fax"
    },
    "URL" : {
      "dataType" : "url",
      "filterValues" : [ ],
      "filterable" : true,
      "label" : "Website"
    }
  },
  "label" : "Account: Ph/Fax"
}, {
  "columns" : {
    "CONTACT" : {
      "dataType" : "string",
      "filterValues" : [ ],
      "filterable" : true,
      "label" : "Primary Contact"
    },
    "CON.TITLE" : {
      "dataType" : "string",
      "filterValues" : [ ],
      "filterable" : true,
      "label" : "Contact: Title"
    },
    "CON.PHONE" : {
      "dataType" : "phone",
      "filterValues" : [ ],
      "filterable" : true,
      "label" : "Contact: Phone"
    },
    "CON.EMAIL" : {
      "dataType" : "email",
      "filterValues" : [ ],

```

```

        "filterable" : true,
        "label" : "Contact: Email"
    }
},
"label" : "Primary Contact"
}, {
    "columns" : {
        "CON.ADDRESS2_STREET" : {
            "dataType" : "textarea",
            "filterValues" : [ ],
            "filterable" : true,
            "label" : "Mailing Street"
        },
        "CON.ADDRESS2_LINE1" : {
            "dataType" : "string",
            "filterValues" : [ ],
            "filterable" : true,
            "label" : "Mailing Address Line 1"
        },
        "CON.ADDRESS2_LINE2" : {
            "dataType" : "string",
            "filterValues" : [ ],
            "filterable" : true,
            "label" : "Mailing Address Line 2"
        },
        "CON.ADDRESS2_LINE3" : {
            "dataType" : "string",
            "filterValues" : [ ],
            "filterable" : true,
            "label" : "Mailing Address Line 3"
        },
        "CON.ADDRESS2_CITY" : {
            "dataType" : "string",
            "filterValues" : [ ],
            "filterable" : true,
            "label" : "Mailing City"
        },
        "CON.ADDRESS2_STATE" : {
            "dataType" : "string",
            "filterValues" : [ ],
            "filterable" : true,
            "label" : "Mailing State/Province"
        },
        "CON.ADDRESS2_ZIP" : {
            "dataType" : "string",
            "filterValues" : [ ],
            "filterable" : true,
            "label" : "Mailing Zip/Postal Code"
        },
        "CON.ADDRESS2_COUNTRY" : {
            "dataType" : "string",
            "filterValues" : [ ],
            "filterable" : true,
            "label" : "Mailing Country"
        }
    }
}

```

```

    },
    "CON.ADDRESS1_STREET" : {
      "dataType" : "textarea",
      "filterValues" : [ ],
      "filterable" : true,
      "label" : "Other Street"
    },
    "CON.ADDRESS1_LINE1" : {
      "dataType" : "string",
      "filterValues" : [ ],
      "filterable" : true,
      "label" : "Other Address Line 1"
    },
    "CON.ADDRESS1_LINE2" : {
      "dataType" : "string",
      "filterValues" : [ ],
      "filterable" : true,
      "label" : "Other Address Line 2"
    },
    "CON.ADDRESS1_LINE3" : {
      "dataType" : "string",
      "filterValues" : [ ],
      "filterable" : true,
      "label" : "Other Address Line 3"
    },
    "CON.ADDRESS1_CITY" : {
      "dataType" : "string",
      "filterValues" : [ ],
      "filterable" : true,
      "label" : "Other City"
    },
    "CON.ADDRESS1_STATE" : {
      "dataType" : "string",
      "filterValues" : [ ],
      "filterable" : true,
      "label" : "Other State/Province"
    },
    "CON.ADDRESS1_ZIP" : {
      "dataType" : "string",
      "filterValues" : [ ],
      "filterable" : true,
      "label" : "Other Zip/Postal Code"
    },
    "CON.ADDRESS1_COUNTRY" : {
      "dataType" : "string",
      "filterValues" : [ ],
      "filterable" : true,
      "label" : "Other Country"
    }
  },
  "label" : "Contact: Address"
} ],
"dataTypeFilterOperatorMap" : {
  "date" : [ {

```

```

    "label" : "equals",
    "name" : "equals"
  }, {
    "label" : "not equal to",
    "name" : "notEqual"
  }, {
    "label" : "less than",
    "name" : "lessThan"
  }, {
    "label" : "greater than",
    "name" : "greaterThan"
  }, {
    "label" : "less or equal",
    "name" : "lessOrEqual"
  }, {
    "label" : "greater or equal",
    "name" : "greaterOrEqual"
  } ],
  "string" : [ {
    "label" : "equals",
    "name" : "equals"
  }, {
    "label" : "not equal to",
    "name" : "notEqual"
  }, {
    "label" : "less than",
    "name" : "lessThan"
  }, {
    "label" : "greater than",
    "name" : "greaterThan"
  }, {
    "label" : "less or equal",
    "name" : "lessOrEqual"
  }, {
    "label" : "greater or equal",
    "name" : "greaterOrEqual"
  }, {
    "label" : "contains",
    "name" : "contains"
  }, {
    "label" : "does not contain",
    "name" : "notContain"
  }, {
    "label" : "starts with",
    "name" : "startsWith"
  } ],
  "picklist" : [ {
    "label" : "equals",
    "name" : "equals"
  }, {
    "label" : "not equal to",
    "name" : "notEqual"
  }, {
    "label" : "less than",

```

```

    "name" : "lessThan"
  }, {
    "label" : "greater than",
    "name" : "greaterThan"
  }, {
    "label" : "less or equal",
    "name" : "lessOrEqual"
  }, {
    "label" : "greater or equal",
    "name" : "greaterOrEqual"
  }, {
    "label" : "contains",
    "name" : "contains"
  }, {
    "label" : "does not contain",
    "name" : "notContain"
  }, {
    "label" : "starts with",
    "name" : "startsWith"
  } ],
  "textarea" : [ {
    "label" : "equals",
    "name" : "equals"
  }, {
    "label" : "not equal to",
    "name" : "notEqual"
  }, {
    "label" : "less than",
    "name" : "lessThan"
  }, {
    "label" : "greater than",
    "name" : "greaterThan"
  }, {
    "label" : "less or equal",
    "name" : "lessOrEqual"
  }, {
    "label" : "greater or equal",
    "name" : "greaterOrEqual"
  }, {
    "label" : "contains",
    "name" : "contains"
  }, {
    "label" : "does not contain",
    "name" : "notContain"
  }, {
    "label" : "starts with",
    "name" : "startsWith"
  } ],
  "percent" : [ {
    "label" : "equals",
    "name" : "equals"
  }, {
    "label" : "not equal to",
    "name" : "notEqual"
  } ]

```

```

    }, {
      "label" : "less than",
      "name" : "lessThan"
    }, {
      "label" : "greater than",
      "name" : "greaterThan"
    }, {
      "label" : "less or equal",
      "name" : "lessOrEqual"
    }, {
      "label" : "greater or equal",
      "name" : "greaterOrEqual"
    } ],
    "int" : [ {
      "label" : "equals",
      "name" : "equals"
    }, {
      "label" : "not equal to",
      "name" : "notEqual"
    }, {
      "label" : "less than",
      "name" : "lessThan"
    }, {
      "label" : "greater than",
      "name" : "greaterThan"
    }, {
      "label" : "less or equal",
      "name" : "lessOrEqual"
    }, {
      "label" : "greater or equal",
      "name" : "greaterOrEqual"
    } ],
    "url" : [ {
      "label" : "equals",
      "name" : "equals"
    }, {
      "label" : "not equal to",
      "name" : "notEqual"
    }, {
      "label" : "less than",
      "name" : "lessThan"
    }, {
      "label" : "greater than",
      "name" : "greaterThan"
    }, {
      "label" : "less or equal",
      "name" : "lessOrEqual"
    }, {
      "label" : "greater or equal",
      "name" : "greaterOrEqual"
    }, {
      "label" : "contains",
      "name" : "contains"
    }, {

```

```

    "label" : "does not contain",
    "name" : "notContain"
  }, {
    "label" : "starts with",
    "name" : "startsWith"
  } ],
  "datetime" : [ {
    "label" : "equals",
    "name" : "equals"
  }, {
    "label" : "not equal to",
    "name" : "notEqual"
  }, {
    "label" : "less than",
    "name" : "lessThan"
  }, {
    "label" : "greater than",
    "name" : "greaterThan"
  }, {
    "label" : "less or equal",
    "name" : "lessOrEqual"
  }, {
    "label" : "greater or equal",
    "name" : "greaterOrEqual"
  } ],
  "boolean" : [ {
    "label" : "equals",
    "name" : "equals"
  }, {
    "label" : "not equal to",
    "name" : "notEqual"
  } ],
  "phone" : [ {
    "label" : "equals",
    "name" : "equals"
  }, {
    "label" : "not equal to",
    "name" : "notEqual"
  }, {
    "label" : "less than",
    "name" : "lessThan"
  }, {
    "label" : "greater than",
    "name" : "greaterThan"
  }, {
    "label" : "less or equal",
    "name" : "lessOrEqual"
  }, {
    "label" : "greater or equal",
    "name" : "greaterOrEqual"
  }, {
    "label" : "contains",
    "name" : "contains"
  }, {

```

```

    "label" : "does not contain",
    "name" : "notContain"
  }, {
    "label" : "starts with",
    "name" : "startsWith"
  } ],
  "currency" : [ {
    "label" : "equals",
    "name" : "equals"
  }, {
    "label" : "not equal to",
    "name" : "notEqual"
  }, {
    "label" : "less than",
    "name" : "lessThan"
  }, {
    "label" : "greater than",
    "name" : "greaterThan"
  }, {
    "label" : "less or equal",
    "name" : "lessOrEqual"
  }, {
    "label" : "greater or equal",
    "name" : "greaterOrEqual"
  } ],
  "id" : [ {
    "label" : "equals",
    "name" : "equals"
  }, {
    "label" : "not equal to",
    "name" : "notEqual"
  }, {
    "label" : "starts with",
    "name" : "startsWith"
  } ],
  "email" : [ {
    "label" : "equals",
    "name" : "equals"
  }, {
    "label" : "not equal to",
    "name" : "notEqual"
  }, {
    "label" : "less than",
    "name" : "lessThan"
  }, {
    "label" : "greater than",
    "name" : "greaterThan"
  }, {
    "label" : "less or equal",
    "name" : "lessOrEqual"
  }, {
    "label" : "greater or equal",
    "name" : "greaterOrEqual"
  }, {

```

```

        "label" : "contains",
        "name" : "contains"
    }, {
        "label" : "does not contain",
        "name" : "notContain"
    }, {
        "label" : "starts with",
        "name" : "startsWith"
    } ]
    },
    "divisionInfo" : null,
    "scopeInfo" : {
        "defaultValue" : "organization",
        "values" : [ {
            "allowsDivision" : false,
            "label" : "My opportunities",
            "value" : "user"
        }, {
            "allowsDivision" : false,
            "label" : "My team's opportunities",
            "value" : "team"
        }, {
            "allowsDivision" : true,
            "label" : "All opportunities",
            "value" : "organization"
        } ]
    },
    "standardDateFilterDurationGroups" : [ {
        "label" : "",
        "standardDateFilterDurations" : [ {
            "endDate" : "2016-12-12",
            "label" : "Custom",
            "startDate" : "2016-12-13",
            "value" : "CUSTOM"
        } ]
    }, {
        "label" : "Fiscal Year",
        "standardDateFilterDurations" : [ {
            "endDate" : "2016-12-31",
            "label" : "Current FY",
            "startDate" : "2016-01-01",
            "value" : "THIS_FISCAL_YEAR"
        }, {
            "endDate" : "2015-12-31",
            "label" : "Previous FY",
            "startDate" : "2015-01-01",
            "value" : "LAST_FISCAL_YEAR"
        }, {
            "endDate" : "2015-12-31",
            "label" : "Previous 2 FY",
            "startDate" : "2014-01-01",
            "value" : "LAST_N_FISCAL_YEARS:2"
        }, {
            "endDate" : "2014-12-31",

```

```

    "label" : "2 FY Ago",
    "startDate" : "2014-01-01",
    "value" : "LAST_N_FISCAL_YEARS_AGO:2"
  }, {
    "endDate" : "2017-12-31",
    "label" : "Next FY",
    "startDate" : "2017-01-01",
    "value" : "NEXT_FISCAL_YEAR"
  }, {
    "endDate" : "2016-12-31",
    "label" : "Current and Previous FY",
    "startDate" : "2015-01-01",
    "value" : "THIS_AND_LAST_FISCAL_YEAR:2"
  }, {
    "endDate" : "2016-12-31",
    "label" : "Current and Previous 2 FY",
    "startDate" : "2014-01-01",
    "value" : "THIS_AND_LAST_N_FISCAL_YEARS:2"
  }, {
    "endDate" : "2017-12-31",
    "label" : "Current and Next FY",
    "startDate" : "2016-01-01",
    "value" : "THIS_AND_NEXT_FISCAL_YEAR"
  } ]
}, {
  "label" : "Fiscal Quarter",
  "standardDateFilterDurations" : [ {
    "endDate" : "2016-12-31",
    "label" : "Current FQ",
    "startDate" : "2016-10-01",
    "value" : "THIS_FISCAL_QUARTER"
  }, {
    "endDate" : "2017-03-31",
    "label" : "Current and Next FQ",
    "startDate" : "2016-10-01",
    "value" : "THIS_AND_NEXT_FISCAL_QUARTER"
  }, {
    "endDate" : "2016-12-31",
    "label" : "Current and Previous FQ",
    "startDate" : "2016-07-01",
    "value" : "LAST_AND_THIS_FISCAL_QUARTER"
  }, {
    "endDate" : "2017-03-31",
    "label" : "Next FQ",
    "startDate" : "2017-01-01",
    "value" : "NEXT_FISCAL_QUARTER"
  }, {
    "endDate" : "2016-09-30",
    "label" : "Previous FQ",
    "startDate" : "2016-07-01",
    "value" : "LAST_FISCAL_QUARTER"
  }, {
    "endDate" : "2017-09-30",
    "label" : "Current and Next 3 FQ",

```

```

        "startDate" : "2016-10-01",
        "value" : "THIS_AND_NEXT_N_FISCAL_QUARTERS:3"
    } ]
}, {
    "label" : "Calendar Year",
    "standardDateFilterDurations" : [ {
        "endDate" : "2016-12-31",
        "label" : "Current CY",
        "startDate" : "2016-01-01",
        "value" : "THIS_YEAR"
    }, {
        "endDate" : "2015-12-31",
        "label" : "Previous CY",
        "startDate" : "2015-01-01",
        "value" : "LAST_YEAR"
    }, {
        "endDate" : "2015-12-31",
        "label" : "Previous 2 CY",
        "startDate" : "2014-01-01",
        "value" : "LAST_N_YEARS:2"
    }, {
        "endDate" : "2014-12-31",
        "label" : "2 CY Ago",
        "startDate" : "2014-01-01",
        "value" : "LAST_N_YEARS_AGO:2"
    }, {
        "endDate" : "2017-12-31",
        "label" : "Next CY",
        "startDate" : "2017-01-01",
        "value" : "NEXT_YEAR"
    }, {
        "endDate" : "2016-12-31",
        "label" : "Current and Previous CY",
        "startDate" : "2015-01-01",
        "value" : "THIS_AND_LAST_YEAR:2"
    }, {
        "endDate" : "2016-12-31",
        "label" : "Current and Previous 2 CY",
        "startDate" : "2014-01-01",
        "value" : "THIS_AND_LAST_N_YEARS:2"
    }, {
        "endDate" : "2017-12-31",
        "label" : "Current and Next CY",
        "startDate" : "2016-01-01",
        "value" : "THIS_AND_NEXT_YEAR"
    } ]
}, {
    "label" : "Calendar Quarter",
    "standardDateFilterDurations" : [ {
        "endDate" : "2016-12-31",
        "label" : "Current CQ",
        "startDate" : "2016-10-01",
        "value" : "THIS_QUARTER"
    }, {

```

```

    "endDate" : "2017-03-31",
    "label" : "Current and Next CQ",
    "startDate" : "2016-10-01",
    "value" : "THIS_AND_NEXT_QUARTER"
  }, {
    "endDate" : "2016-12-31",
    "label" : "Current and Previous CQ",
    "startDate" : "2016-07-01",
    "value" : "LAST_AND_THIS_QUARTER"
  }, {
    "endDate" : "2017-03-31",
    "label" : "Next CQ",
    "startDate" : "2017-01-01",
    "value" : "NEXT_QUARTER"
  }, {
    "endDate" : "2016-09-30",
    "label" : "Previous CQ",
    "startDate" : "2016-07-01",
    "value" : "LAST_QUARTER"
  }, {
    "endDate" : "2017-09-30",
    "label" : "Current and Next 3 CQ",
    "startDate" : "2016-10-01",
    "value" : "THIS_AND_NEXT_N_QUARTERS:3"
  } ]
}, {
  "label" : "Calendar Month",
  "standardDateFilterDurations" : [ {
    "endDate" : "2016-11-30",
    "label" : "Last Month",
    "startDate" : "2016-11-01",
    "value" : "LAST_MONTH"
  }, {
    "endDate" : "2016-12-31",
    "label" : "This Month",
    "startDate" : "2016-12-01",
    "value" : "THIS_MONTH"
  }, {
    "endDate" : "2017-01-31",
    "label" : "Next Month",
    "startDate" : "2017-01-01",
    "value" : "NEXT_MONTH"
  }, {
    "endDate" : "2016-12-31",
    "label" : "Current and Previous Month",
    "startDate" : "2016-11-01",
    "value" : "LAST_AND_THIS_MONTH"
  }, {
    "endDate" : "2017-01-31",
    "label" : "Current and Next Month",
    "startDate" : "2016-12-01",
    "value" : "THIS_AND_NEXT_MONTH"
  } ]
}, {

```

```

"label" : "Calendar Week",
"standardDateFilterDurations" : [ {
  "endDate" : "2016-12-10",
  "label" : "Last Week",
  "startDate" : "2016-12-04",
  "value" : "LAST_WEEK"
}, {
  "endDate" : "2016-12-17",
  "label" : "This Week",
  "startDate" : "2016-12-11",
  "value" : "THIS_WEEK"
}, {
  "endDate" : "2016-12-24",
  "label" : "Next Week",
  "startDate" : "2016-12-18",
  "value" : "NEXT_WEEK"
} ]
}, {
"label" : "Day",
"standardDateFilterDurations" : [ {
  "endDate" : "2016-12-12",
  "label" : "Yesterday",
  "startDate" : "2016-12-12",
  "value" : "YESTERDAY"
}, {
  "endDate" : "2016-12-13",
  "label" : "Today",
  "startDate" : "2016-12-13",
  "value" : "TODAY"
}, {
  "endDate" : "2016-12-14",
  "label" : "Tomorrow",
  "startDate" : "2016-12-14",
  "value" : "TOMORROW"
}, {
  "endDate" : "2016-12-13",
  "label" : "Last 7 Days",
  "startDate" : "2016-12-07",
  "value" : "LAST_N_DAYS:7"
}, {
  "endDate" : "2016-12-13",
  "label" : "Last 30 Days",
  "startDate" : "2016-11-14",
  "value" : "LAST_N_DAYS:30"
}, {
  "endDate" : "2016-12-13",
  "label" : "Last 60 Days",
  "startDate" : "2016-10-15",
  "value" : "LAST_N_DAYS:60"
}, {
  "endDate" : "2016-12-13",
  "label" : "Last 90 Days",
  "startDate" : "2016-09-15",
  "value" : "LAST_N_DAYS:90"
} ]

```

```

    }, {
      "endDate" : "2016-12-13",
      "label" : "Last 120 Days",
      "startDate" : "2016-08-16",
      "value" : "LAST_N_DAYS:120"
    }, {
      "endDate" : "2016-12-19",
      "label" : "Next 7 Days",
      "startDate" : "2016-12-13",
      "value" : "NEXT_N_DAYS:7"
    }, {
      "endDate" : "2017-01-11",
      "label" : "Next 30 Days",
      "startDate" : "2016-12-13",
      "value" : "NEXT_N_DAYS:30"
    }, {
      "endDate" : "2017-02-10",
      "label" : "Next 60 Days",
      "startDate" : "2016-12-13",
      "value" : "NEXT_N_DAYS:60"
    }, {
      "endDate" : "2017-03-12",
      "label" : "Next 90 Days",
      "startDate" : "2016-12-13",
      "value" : "NEXT_N_DAYS:90"
    }, {
      "endDate" : "2017-04-11",
      "label" : "Next 120 Days",
      "startDate" : "2016-12-13",
      "value" : "NEXT_N_DAYS:120"
    } ]
  } ],
  "standardFilterInfos" : {
    "probability" : {
      "type" : "PICKLIST",
      "filterValues" : [ {
        "label" : "All",
        "name" : ">0"
      }, {
        "label" : "> 90%",
        "name" : "gt90"
      }, {
        "label" : "> 80%",
        "name" : "gt80"
      }, {
        "label" : "> 70%",
        "name" : "gt70"
      }, {
        "label" : "> 60%",
        "name" : "gt60"
      }, {
        "label" : "> 50%",
        "name" : "gt50"
      }, {

```

```

        "label" : "> 40%",
        "name" : "gt40"
    }, {
        "label" : "> 30%",
        "name" : "gt30"
    }, {
        "label" : "> 20%",
        "name" : "gt20"
    }, {
        "label" : "> 10%",
        "name" : "gt10"
    }, {
        "label" : "< 90%",
        "name" : "lt90"
    }, {
        "label" : "< 80%",
        "name" : "lt80"
    }, {
        "label" : "< 70%",
        "name" : "lt70"
    }, {
        "label" : "< 60%",
        "name" : "lt60"
    }, {
        "label" : "< 50%",
        "name" : "lt50"
    }, {
        "label" : "< 40%",
        "name" : "lt40"
    }, {
        "label" : "< 30%",
        "name" : "lt30"
    }, {
        "label" : "< 20%",
        "name" : "lt20"
    }, {
        "label" : "< 10%",
        "name" : "lt10"
    } ],
    "label" : "Probability"
},
"open" : {
    "type" : "PICKLIST",
    "filterValues" : [ {
        "label" : "Any",
        "name" : "all"
    }, {
        "label" : "Open",
        "name" : "open"
    }, {
        "label" : "Closed",
        "name" : "closed"
    }, {
        "label" : "Closed Won",

```

```

        "name" : "closedwon"
      } ],
      "label" : "Opportunity Status"
    }
  }
}

```

Run Reports Synchronously or Asynchronously

Get summary data with or without details by running a report synchronously or asynchronously through the API. When you run a report, the API returns data for the same number of records that are available when the report is run in the Salesforce user interface.

Run a report synchronously if you expect it to finish running quickly. Otherwise, we recommend that you run reports through the API asynchronously for these reasons:

- Long running reports have a lower risk of reaching the timeout limit when run asynchronously.
- The 2-minute overall Salesforce API timeout limit doesn't apply to asynchronous runs.
- The Salesforce Reports and Dashboards REST API can handle a higher number of asynchronous run requests at a time.
- Since the results of an asynchronously run report are stored for a 24-hr rolling period, they're available for recurring access.

To run a report synchronously:

- Send a GET or POST request to the Execute Sync resource to get data.
- Use a POST request to get specific results on the fly by passing dynamic filters, groupings, and aggregates in the report metadata.

To fetch report data asynchronously:

1. Send a POST request to the Execute Async resource. If you're passing filters, include them in the POST request metadata. The request returns the instance ID where results of the run are stored.
2. Send a GET request to the Instance Results resource to fetch data using the instance ID.

Example of a synchronous report run

This GET request to the Execute Sync resource,

`/services/data/v35.0/analytics/reports/00OR0000000K2UeMAK?includeDetails=true`, for a synchronous run returns summary data with details.

```

{
  "attributes" : {
    "describeUrl" :
      "/services/data/v35.0/analytics/reports/00OR0000000K2UeMAK/describe",
    "instancesUrl" :
      "/services/data/v35.0/analytics/reports/00OR0000000K2UeMAK/instances",
    "reportId" :
      "00OR0000000K2UeMAK",
    "reportName" : "Deals Closing This Quarter",
    "type" : "Report"
  },
  "allData" : true,
  "factMap" : {
    "2!0_0" : {

```

```

    "aggregates" : [
      { "label" : "$16,000.01", "value" : 16000.010000000000218278728425502777099609375
    },
      { "label" : "$16,000.01", "value" : 16000.0100000000000218278728425502777099609375
    },
      { "label" : "1", "value" : 1 } ],
    "rows" : [ {
      "dataCells" : [
        { "label" : "Acme - 200 Widgets", "value" : "006R00000023IDYIA2" },
        { "label" : "$16,000.01",
          "value" : { "amount" : 16000.01, "currency" : null } },
        { "label" : "Word of mouth", "value" : "Word of mouth" },
        { "label" : "Need estimate", "value" : "Need estimate" },
        { "label" : "60%", "value" : 60},
        { "label" : "Q3-2015", "value" : "Q3-2015" },
        { "label" : "12", "value" : 12 },
        { "label" : "7/31/2015", "value" : "2015-07-31" },
        { "label" : "Fred Williamson", "value" : "005R0000000Hv5rIAC" },
        { "label" : "-", "value" : null } ]
      } ]
  },
  "T!0" : {
    "aggregates" : [
      { "label" : "$32,021.01", "value" : 32021.00999999999839928932487964630126953125
    },
      { "label" : "$16,010.51", "value" : 16010.504999999999199644662439823150634765625
    },
      { "label" : "2", "value" : 2 } ],
    "rows" : [ ]
  },
  ...
  "T!T" : {
    "aggregates" : [
      { "label" : "$153,042.01", "value" : 153042.010000000000931322574615478515625 },
      { "label" : "$25,507.00", "value" : 25507.00166666666700621135532855987548828125
    },
      { "label" : "6", "value" : 6 } ],
    "rows" : [ ]
  },
  ...
  "groupingsAcross" : {
    "groupings" : [
      {
        "groupings" : [
          { "groupings" : [ ], "key" : "0_0", "label" : "Existing Business", "value" :
"Existing Business" } ],
          "key" : "0",
          "label" : "July 2015",
          "value" : "2015-07-01"
        },
      {
        "groupings" : [
          { "groupings" : [ ], "key" : "1_0", "label" : "Existing Business", "value" :
"Existing Business" },

```

```

        { "groupings" : [ ], "key" : "1_1", "label" : "New Business", "value" : "New
Business" } ],
        "key" : "1",
        "label" : "August 2015",
        "value" : "2015-08-01"
    },
    {
        "groupings" : [
            { "groupings" : [ ], "key" : "2_0", "label" : "Existing Business", "value" :
"Existing Business" } ],
        "key" : "2",
        "label" : "September 2015",
        "value" : "2015-09-01"
    }
]
},
"groupingsDown" : {
    "groupings" : [
        { "groupings" : [ ], "key" : "0", "label" : "Acme", "value" : "001R0000002GuzsIAC"
    },
        { "groupings" : [ ], "key" : "1", "label" : "Facebook", "value" : "001R0000001nUAmIAM"
    },
        { "groupings" : [ ], "key" : "2", "label" : "Home Depot", "value" :
"001R0000002Gv5zIAC" },
        { "groupings" : [ ], "key" : "3", "label" : "Mircosoft", "value" : "001R0000002Gv5QIAS"
    } ]
    },
    "hasDetailRows" : true,
    "reportExtendedMetadata" : {
        "aggregateColumnInfo" : {
            "s!AMOUNT" : {
                "acrossGroupingContext" : null,
                "dataType" : "currency",
                "downGroupingContext" : null,
                "label" : "Sum of Amount" },
            "a!AMOUNT" : {
                "acrossGroupingContext" : null,
                "dataType" : "currency",
                "downGroupingContext" : null,
                "label" : "Average Amount" },
            "RowCount" : {
                "acrossGroupingContext" : null,
                "dataType" : "int",
                "downGroupingContext" : null,
                "label" : "Record Count" }
        },
        "detailColumnInfo" : {
            "OPPORTUNITY_NAME" : { "dataType" : "string", "label" : "Opportunity Name" },

            "AMOUNT" : { "dataType" : "currency", "label" : "Amount" },
            "LEAD_SOURCE" : { "dataType" : "picklist", "label" : "Lead Source" },
            "NEXT_STEP" : { "dataType" : "string", "label" : "Next Step" },
            "PROBABILITY" : { "dataType" : "percent", "label" : "Probability (%)" },
            "FISCAL_QUARTER" : { "dataType" : "string", "label" : "Fiscal Period" },

```

```

    "AGE" : { "dataType" : "int", "label" : "Age" },
    "CREATED_DATE" : { "dataType" : "datetime", "label" : "Created Date" },
    "FULL_NAME" : { "dataType" : "string", "label" : "Opportunity Owner" },
    "ROLLUP_DESCRIPTION" : { "dataType" : "string", "label" : "Owner Role" }
  },
  "groupingColumnInfo" : {
    "ACCOUNT_NAME" : { "dataType" : "string", "groupingLevel" : 0, "label" : "Account
Name" },
    "CLOSE_DATE" : { "dataType" : "date", "groupingLevel" : 0, "label" : "Close Date"
  },
    "TYPE" : { "dataType" : "picklist", "groupingLevel" : 1, "label" : "Type" }
  },
  "reportMetadata" : {
    "aggregates" : [ "s!AMOUNT", "a!AMOUNT", "RowCount" ],
    "chart" : {
      "chartType" : "Donut",
      "groupings" : [ "CLOSE_DATE" ],
      "hasLegend" : true,
      "showChartValues" : false,
      "summaries" : [ "s!AMOUNT" ],
      "summaryAxisLocations" : [ "Y" ],
      "title" : "Pipeline by Stage and Type"
    },
    "currency" : null,
    "description" : null,
    "detailColumns" : [ "OPPORTUNITY_NAME", "AMOUNT", "LEAD_SOURCE", "NEXT_STEP",
      "PROBABILITY", "FISCAL_QUARTER", "AGE", "CREATED_DATE", "FULL_NAME",
"ROLLUP_DESCRIPTION" ],
    "developerName" : "Deals_Closing_This_Quarter",
    "division" : null,
    "folderId" : "001R0000000M8IiIAK",
    "groupingsAcross" : [
      { "dateGranularity" : "Month", "name" : "CLOSE_DATE", "sortAggregate" : null,
"sortOrder" : "Asc"},
      { "dateGranularity" : "None", "name" : "TYPE", "sortAggregate" : null, "sortOrder"
: "Asc" } ],
    "groupingsDown" : [
      { "dateGranularity" : "None", "name" : "ACCOUNT_NAME", "sortAggregate" : null,
"sortOrder" : "Asc" } ],
    "hasDetailRows" : true,
    "hasRecordCount" : true,
    "historicalSnapshotDates" : [ ],
    "id" : "00OR0000000K2UeMAK",
    "name" : "Deals Closing This Quarter",
    "reportBooleanFilter" : null,
    "reportFilters" : [
      { "column" : "BucketField_36625466", "isRunPageEditable" : true, "operator" : "equals",
"value" : "Early,Late" },
      { "column" : "TYPE", "isRunPageEditable" : true, "operator" : "equals", "value" :
"Existing Business,New Business" } ],
    "reportFormat" : "MATRIX",
    "reportType" : { "label" : "Opportunities", "type" : "Opportunity" },
    "scope" : "organization",

```

```

    "showGrandTotal" : true,
    "showSubtotals" : true,
    "sortBy" : [ ],
    "standardDateFilter" : {
      "column" : "CLOSE_DATE",
      "durationValue" : "THIS_FISCAL_QUARTER",
      "endDate" : "2015-09-30",
      "startDate" : "2015-07-01" },
    "standardFilters" : [
      { "name" : "open", "value" : "all" },
      { "name" : "probability", "value" : ">0" } ]
  }
}

```

Example of an asynchronous report run

1. This is a POST request, `/services/data/v35.0/analytics/reports/00OR0000000K2UeMAK/instances`, to the Execute Async resource for an asynchronous run requesting summary results.

```

{
  "reportMetadata": {
    "aggregates": [
      "s!AMOUNT",
      "a!AMOUNT",
      "RowCount"],
    "chart": {
      "chartType": "Donut",
      "groupings": [ "CLOSE_DATE" ],
      "hasLegend": true,
      "showChartValues": false,
      "summaries": [ "s!AMOUNT" ],
      "summaryAxisLocations": [ "Y" ],
      "title": "Pipeline by Stage and Type" },
    "currency": null,
    "detailColumns": [
      "OPPORTUNITY_NAME",
      "AMOUNT",
      "LEAD_SOURCE",
      "NEXT_STEP",
      "PROBABILITY",
      "FISCAL_QUARTER",
      "AGE",
      "CREATED_DATE",
      "FULL_NAME",
      "ROLLUP_DESCRIPTION" ],
    "developerName": "Deals_Closing_This_Quarter",
    "division": null,
    "folderId": "001R0000000M8IiIAK",
    "groupingsAcross": [
      { "dateGranularity": "Month", "name": "CLOSE_DATE", "sortAggregate": null,
    "sortOrder": "Asc" } ],
    { "dateGranularity": "None", "name": "TYPE", "sortAggregate": null, "sortOrder":
    "Asc" } ] ],

```

```

    "groupingsDown": [
      { "dateGranularity": "None", "name": "ACCOUNT_NAME", "sortAggregate": null,
"sortOrder": "Asc" } ],
    "hasDetailRows": true,
    "hasRecordCount": true,
    "historicalSnapshotDates": [],
    "id": "00OR0000000K2UeMAK",
    "name": "Deals Closing This Quarter",
    "reportBooleanFilter": null,
    "reportFilters": [
      {
        "column": "BucketField_36625466",
        "isRunPageEditable": true,
        "operator": "equals",
        "value": "Early,Late" },
      {
        "column": "TYPE",
        "isRunPageEditable": true,
        "operator": "equals",
        "value": "Existing Business,New Business" } ],
    "reportFormat": "MATRIX",
    "reportType": { "label": "Opportunities", "type": "Opportunity" },
    "scope": "organization",
    "sortBy": [],
    "standardDateFilter": {
      "column": "CLOSE_DATE",
      "durationValue": "THIS_FISCAL_QUARTER",
      "endDate": "2015-09-30",
      "startDate": "2015-07-01" },
    "standardFilters": [
      { "name": "open", "value": "all" },
      { "name": "probability", "value": ">0" } ]
  }
}

```

The response to the POST request returns the instance handle that stores the summary results of the run.

```

{
  "completionDate" : null,
  "hasDetailRows" : true,
  "id" : "0LGR00000000He3OAE",
  "ownerId" : "005R0000000Hv5rIAC",
  "queryable" : false,
  "requestDate" : "2015-08-12T16:05:43Z",
  "status" : "New",
  "url" :
"/services/data/v35.0/analytics/reports/00OR0000000K2UeMAK/instances/0LGR00000000He3OAE"
}

```

2. A GET request,

/services/data/v35.0/analytics/reports/00OR0000000K2UeMAK/instances/0LGR00000000He3OAE,
to the Instance Results resource for the instance handle fetches the report results.

```

{
  "attributes" : {

```

```

    "completionDate" : "2015-08-12T16:05:44Z",
    "id" : "0LGR00000000He3OAE",
    "ownerId" : "005R00000000Hv5rIAC",
    "queryable" : false,
    "reportId" : "000R00000000K2UeMAK",
    "reportName" : "Deals Closing This Quarter",
    "requestDate" : "2015-08-12T16:05:43Z",
    "status" : "Success",
    "type" : "ReportInstance" },
  "allData" : true,
  "factMap" : {
    "2!0_0" : {
      "aggregates" : [
        { "label" : "$16,000.01", "value" : 16000.0100000000000218278728425502777099609375
      },
        { "label" : "$16,000.01", "value" : 16000.0100000000000218278728425502777099609375
      },
        { "label" : "1", "value" : 1 } ],
      "rows" : [ {
        "dataCells" : [
          { "label" : "Acme - 200 Widgets", "value" : "006R000000023IDYIA2" },
          { "label" : "$16,000.01",
            "value" : { "amount" : 16000.01,
              "currency" : null } },
          { "label" : "Word of mouth", "value" : "Word of mouth" },
          { "label" : "Need estimate", "value" : "Need estimate" },
          { "label" : "60%", "value" : 60 },
          { "label" : "Q3-2015", "value" : "Q3-2015" },
          { "label" : "12", "value" : 12 },
          { "label" : "7/31/2015", "value" : "2015-07-31" },
          { "label" : "Fred Williamson", "value" : "005R00000000Hv5rIAC" },
          { "label" : "-", "value" : null } ]
        } ]
      },
    },
    ...
    "groupingsAcross" : {
      "groupings" : [
    ...
      ]
    },
    "groupingsDown" : {
      "groupings" : [
    ...
      ]
    },
    "hasDetailRows" : true,
    "reportExtendedMetadata" : {
      "aggregateColumnInfo" : {
        "s!AMOUNT" : {
          "acrossGroupingContext" : null,
          "dataType" : "currency",
          "downGroupingContext" : null,
          "label" : "Sum of Amount" },
        "a!AMOUNT" : {

```

```

    "acrossGroupingContext" : null,
    "dataType" : "currency",
    "downGroupingContext" : null,
    "label" : "Average Amount" },
  "RowCount" : {
    "acrossGroupingContext" : null,
    "dataType" : "int",
    "downGroupingContext" : null,
    "label" : "Record Count" }
},
"detailColumnInfo" :
  { "OPPORTUNITY_NAME" : { "dataType" : "string", "label" : "Opportunity Name" },

    "AMOUNT" : { "dataType" : "currency", "label" : "Amount"},
    "LEAD_SOURCE" : { "dataType" : "picklist", "label" : "Lead Source" },
    "NEXT_STEP" : { "dataType" : "string", "label" : "Next Step" },
    "PROBABILITY" : { "dataType" : "percent", "label" : "Probability (%)" },

    "FISCAL_QUARTER" : { "dataType" : "string", "label" : "Fiscal Period" },

    "AGE" : { "dataType" : "int", "label" : "Age" },
    "CREATED_DATE" : { "dataType" : "datetime", "label" : "Created Date" },
    "FULL_NAME" : { "dataType" : "string", "label" : "Opportunity Owner" },
    "ROLLUP_DESCRIPTION" : { "dataType" : "string", "label" : "Owner Role" } },
"groupingColumnInfo" : {
  "ACCOUNT_NAME" : { "dataType" : "string", "groupingLevel" : 0, "label" : "Account
Name" },
  "CLOSE_DATE" : { "dataType" : "date", "groupingLevel" : 0, "label" : "Close Date"
},
  "TYPE" : { "dataType" : "picklist", "groupingLevel" : 1, "label" : "Type" }}
},
"reportMetadata" : {
  "aggregates" : [ "s!AMOUNT", "a!AMOUNT", "RowCount" ],
  "chart" : {
    "chartType" : "Donut",
    "groupings" : [ "CLOSE_DATE" ],
    "hasLegend" : true,
    "showChartValues" : false,
    "summaries" : [ "s!AMOUNT" ],
    "summaryAxisLocations" : [ "Y" ],
    "title" : "Pipeline by Stage and Type" },
  "currency" : null,
  "description" : null,
  "detailColumns" : [ "OPPORTUNITY_NAME", "AMOUNT", "LEAD_SOURCE", "NEXT_STEP",
"PROBABILITY",
    "FISCAL_QUARTER", "AGE", "CREATED_DATE", "FULL_NAME", "ROLLUP_DESCRIPTION" ],

  "developerName" : "Deals_Closing_This_Quarter",
  "division" : null,
  "folderId" : "001R0000000M8IiIAK",
  "groupingsAcross" : [
    { "dateGranularity" : "Month", "name" : "CLOSE_DATE", "sortAggregate" : null,
"sortOrder" : "Asc" },
    { "dateGranularity" : "None", "name" : "TYPE", "sortAggregate" : null, "sortOrder"

```

```

: "Asc" } ],
  "groupingsDown" : [
    { "dateGranularity" : "None", "name" : "ACCOUNT_NAME", "sortAggregate" : null,
"sortOrder" : "Asc" } ],
  "hasDetailRows" : true,
  "hasRecordCount" : true,
  "historicalSnapshotDates" : [ ],
  "id" : "00OR0000000K2UeMAK",
  "name" : "Deals Closing This Quarter",
  "reportBooleanFilter" : null,
  "reportFilters" : [
    { "column" : "BucketField_36625466", "isRunPageEditable" : false, "operator" :
"equals", "value" : "Early,Late" },
    { "column" : "TYPE", "isRunPageEditable" : false, "operator" : "equals", "value"
: "Existing Business,New Business" } ],
  "reportFormat" : "MATRIX",
  "reportType" : { "label" : "Opportunities", "type" : "Opportunity" },
  "scope" : "organization",
  "showGrandTotal" : true,
  "showSubtotals" : true,
  "sortBy" : [ ],
  "standardDateFilter" : {
    "column" : "CLOSE_DATE",
    "durationValue" : "THIS_FISCAL_QUARTER",
    "endDate" : "2015-09-30",
    "startDate" : "2015-07-01" },
  "standardFilters" : [
    { "name" : "open", "value" : "all" },
    { "name" : "probability", "value" : ">0" } ]
}
}

```

SEE ALSO:

[Execute Sync](#)

[Instances List](#)

[Instance Results](#)

Get Report Metadata

Report metadata gives information about a report and its report type. It includes information on fields used in the report for filters, groupings, detailed data, and summaries. You can use the metadata to do several things.

- Find out what fields in the report type you can filter on and by what values.
- Build custom chart visualizations using the metadata information on fields, groupings, detailed data, and summaries.
- Change filters in the report metadata during a report run.

To get report metadata, send a GET request to the Describe resource.

Example

This GET request, `/services/data/v29.0/analytics/reports/00OD0000001ZbP7MAK/describe`, to the Describe resource returns metadata for a matrix report. This includes a bucket field, groupings, summaries, and a custom summary formula.

```
{
  "reportTypeMetadata": {
    "categories": [
      {
        "label": "Opportunity Information",
        "columns": {
          "CREATED": {
            "filterValues": [],
            "label": "Created By",
            "dataType": "string",
            "filterable": true
          },
          ...
          "TYPE": {
            "filterValues": [
              {
                "name": "Add-On Business",
                "label": "Add-On Business"
              },
              {
                "name": "New Business",
                "label": "New Business"
              },
              {
                "name": "Services",
                "label": "Services"
              }
            ],
            "label": "Type",
            "dataType": "picklist",
            "filterable": true
          },
        },
      },
    ],
  },
  ...
  "reportExtendedMetadata": {
    "detailColumnInfo": {
      "OPPORTUNITY_NAME": {
        "label": "Opportunity Name",
        "dataType": "string"
      },
      "PROBABILITY": {
        "label": "Probability (%)",
        "dataType": "percent"
      },
      "EXP_AMOUNT": {
        "label": "Expected Revenue",
        "dataType": "currency"
      },
      "NEXT_STEP": {
```

```

        "label": "Next Step",
        "dataType": "string"
    },
    "BucketField_34840671": {
        "label": "Industry",
        "dataType": "string"
    }
},
"aggregateColumnInfo": {
    "RowCount": {
        "label": "Record Count",
        "dataType": "int",
        "downGroupingContext": null,
        "acrossGroupingContext": null
    },
    "FORMULA1": {
        "label": "formula1",
        "dataType": "double",
        "downGroupingContext": "ALL_SUMMARY_LEVELS",
        "acrossGroupingContext": "ALL_SUMMARY_LEVELS"
    },
    "s!EXP_AMOUNT": {
        "label": "Sum of Expected Revenue",
        "dataType": "currency",
        "downGroupingContext": null,
        "acrossGroupingContext": null
    }
},
"groupingColumnInfo": {
    "CLOSE_DATE": {
        "label": "Close Date",
        "dataType": "date",
        "groupingLevel": 1
    },
    "STAGE_NAME": {
        "label": "Stage",
        "dataType": "picklist",
        "groupingLevel": 0
    },
    "ACCOUNT_NAME": {
        "label": "Account Name",
        "dataType": "string",
        "groupingLevel": 0
    },
    "ACCOUNT_LAST_ACTIVITY": {
        "label": "Account: Last Activity",
        "dataType": "date",
        "groupingLevel": 1
    }
}
},
"reportMetadata": {
    "name": "Stuck Opportunities",
    "id": "00OD0000001ZbP7MAK",

```

```

"currency": null,
"developerName": "StuckOpportunities",
"groupingsDown": [
  {
    "name": "ACCOUNT_NAME",
    "sortOrder": "Asc",
    "dateGranularity": "None"
  },
  {
    "name": "CLOSE_DATE",
    "sortOrder": "Desc",
    "dateGranularity": "FiscalQuarter"
  }
],
"groupingsAcross": [
  {
    "name": "STAGE_NAME",
    "sortOrder": "Desc",
    "dateGranularity": "None"
  },
  {
    "name": "ACCOUNT_LAST_ACTIVITY",
    "sortOrder": "Asc",
    "dateGranularity": "Week"
  }
],
"reportType": {
  "type": "Opportunity",
  "label": "Opportunities"
},
"aggregates": [
  "s!EXP_AMOUNT",
  "FORMULA1",
  "RowCount"
],
"reportFormat": "MATRIX",
"reportBooleanFilter": null,
"reportFilters": [
  {
    "value": "Closed Won,Closed Lost",
    "column": "STAGE_NAME",
    "operator": "notEqual"
  },
  {
    "value": "50",
    "column": "PROBABILITY",
    "operator": "greaterThan"
  }
],
"detailColumns": [
  "OPPORTUNITY_NAME",
  "PROBABILITY",
  "EXP_AMOUNT",
  "NEXT_STEP",

```

```

        "BucketField_34840671"
    ]
}
}

```

SEE ALSO:

[Describe](#)

Get a List of Report Types

Return a list of analytics notifications using a GET request.

Use a GET request on the [Report Type List](#) resource to return a list of report types.

Example Usage

```
/services/data/v39.0/analytics/reportTypes
```

Example Response Body

```

[ {
  "label" : "Accounts & Contacts",
  "reportTypes" : [ {
    "describeUrl" : "/services/data/v39.0/analytics/reportTypes/AccountList",
    "label" : "Accounts",
    "type" : "AccountList"
  }, {
    "describeUrl" : "/services/data/v39.0/analytics/reportTypes/ContactList",
    "label" : "Contacts & Accounts",
    "type" : "ContactList"
  }, {
    "describeUrl" : "/services/data/v39.0/analytics/reportTypes/AccountPartner",
    "label" : "Accounts with Partners",
    "type" : "AccountPartner"
  }, {
    "describeUrl" : "/services/data/v39.0/analytics/reportTypes/AccountTeam",
    "label" : "Account with Account Teams",
    "type" : "AccountTeam"
  }, {
    "describeUrl" : "/services/data/v39.0/analytics/reportTypes/AccountContactRole",
    "label" : "Accounts with Contact Roles",
    "type" : "AccountContactRole"
  }, {
    "describeUrl" : "/services/data/v39.0/analytics/reportTypes/AccountAsset",
    "label" : "Accounts with Assets",
    "type" : "AccountAsset"
  }, {
    "describeUrl" : "/services/data/v39.0/analytics/reportTypes/ContactAsset",
    "label" : "Contacts with Assets",
    "type" : "ContactAsset"
  }, {
    "describeUrl" : "/services/data/v39.0/analytics/reportTypes/AccountAuditHistory",
    "label" : "Account History",
    "type" : "AccountAuditHistory"
  }
]

```

```

    }, {
      "describeUrl" : "/services/data/v39.0/analytics/reportTypes/ContactAuditHistory",
      "label" : "Contact History",
      "type" : "ContactAuditHistory"
    } ]
  }, {
    "label" : "Opportunities",
    "reportTypes" : [ {
      "describeUrl" : "/services/data/v39.0/analytics/reportTypes/Opportunity",
      "label" : "Opportunities",
      "type" : "Opportunity"
    }, {
      "describeUrl" : "/services/data/v39.0/analytics/reportTypes/OpportunityProduct",
      "label" : "Opportunities with Products",
      "type" : "OpportunityProduct"
    }, {
      "describeUrl" : "/services/data/v39.0/analytics/reportTypes/OpportunityContact",
      "label" : "Opportunities with Contact Roles",
      "type" : "OpportunityContact"
    }, {
      "describeUrl" : "/services/data/v39.0/analytics/reportTypes/OpportunityPartner",
      "label" : "Opportunities with Partners",
      "type" : "OpportunityPartner"
    }, {
      "describeUrl" : "/services/data/v39.0/analytics/reportTypes/OpportunityCompetitor",

      "label" : "Opportunities with Competitors",
      "type" : "OpportunityCompetitor"
    }, {
      "describeUrl" : "/services/data/v39.0/analytics/reportTypes/OpportunityHistory",
      "label" : "Opportunity History",
      "type" : "OpportunityHistory"
    }, {
      "describeUrl" :
"/services/data/v39.0/analytics/reportTypes/OpportunityFieldAuditHistory",
      "label" : "Opportunity Field History",
      "type" : "OpportunityFieldAuditHistory"
    }, {
      "describeUrl" : "/services/data/v39.0/analytics/reportTypes/OpportunityTrend",
      "label" : "Opportunity Trends",
      "type" : "OpportunityTrend"
    }, {
      "describeUrl" :
"/services/data/v39.0/analytics/reportTypes/OpportunityContactProduct",
      "label" : "Opportunities with Contact Roles and Products",
      "type" : "OpportunityContactProduct"
    } ]
  }, {
    "label" : "Customer Support Reports",
    "reportTypes" : [ {
      "describeUrl" : "/services/data/v39.0/analytics/reportTypes/CaseList",
      "label" : "Cases",
      "type" : "CaseList"
    }, {

```

```

    "describeUrl" : "/services/data/v39.0/analytics/reportTypes/CaseHistory",
    "label" : "Case Lifecycle",
    "type" : "CaseHistory"
  }, {
    "describeUrl" : "/services/data/v39.0/analytics/reportTypes/CaseContactRole",
    "label" : "Cases with Contact Roles",
    "type" : "CaseContactRole"
  }, {
    "describeUrl" : "/services/data/v39.0/analytics/reportTypes/CaseAsset",
    "label" : "Cases with Assets",
    "type" : "CaseAsset"
  }, {
    "describeUrl" : "/services/data/v39.0/analytics/reportTypes/CaseSolution",
    "label" : "Cases with Solutions",
    "type" : "CaseSolution"
  }, {
    "describeUrl" : "/services/data/v39.0/analytics/reportTypes/CaseAuditHistory",
    "label" : "Case History",
    "type" : "CaseAuditHistory"
  }, {
    "describeUrl" : "/services/data/v39.0/analytics/reportTypes/SolutionList",
    "label" : "Solutions",
    "type" : "SolutionList"
  }, {
    "describeUrl" : "/services/data/v39.0/analytics/reportTypes/SolutionCategory",
    "label" : "Solution Categories",
    "type" : "SolutionCategory"
  }, {
    "describeUrl" : "/services/data/v39.0/analytics/reportTypes/SolutionAuditHistory",
    "label" : "Solution History",
    "type" : "SolutionAuditHistory"
  } ]
}, {
  "label" : "Leads",
  "reportTypes" : [ {
    "describeUrl" : "/services/data/v39.0/analytics/reportTypes/LeadList",
    "label" : "Leads",
    "type" : "LeadList"
  }, {
    "describeUrl" : "/services/data/v39.0/analytics/reportTypes/OpportunityLead",
    "label" : "Leads with converted lead information",
    "type" : "OpportunityLead"
  }, {
    "describeUrl" : "/services/data/v39.0/analytics/reportTypes/LeadAuditHistory",
    "label" : "Lead History",
    "type" : "LeadAuditHistory"
  } ]
}, {
  "label" : "Activities",
  "reportTypes" : [ {
    "describeUrl" : "/services/data/v39.0/analytics/reportTypes/Activity",
    "label" : "Tasks and Events",
    "type" : "Activity"
  }, {

```

```

    "describeUrl" : "/services/data/v39.0/analytics/reportTypes/EventAttendee",
    "label" : "Events with Invitees",
    "type" : "EventAttendee"
  }, {
    "describeUrl" : "/services/data/v39.0/analytics/reportTypes/EmailStatus",
    "label" : "HTML Email Status",
    "type" : "EmailStatus"
  }, {
    "describeUrl" : "/services/data/v39.0/analytics/reportTypes/AccountActivity",
    "label" : "Activities with Accounts",
    "type" : "AccountActivity"
  }, {
    "describeUrl" : "/services/data/v39.0/analytics/reportTypes/ContactActivity",
    "label" : "Activities with Contacts",
    "type" : "ContactActivity"
  }, {
    "describeUrl" : "/services/data/v39.0/analytics/reportTypes/OpportunityActivity",
    "label" : "Activities with Opportunities",
    "type" : "OpportunityActivity"
  }, {
    "describeUrl" : "/services/data/v39.0/analytics/reportTypes/LeadActivity",
    "label" : "Activities with Leads",
    "type" : "LeadActivity"
  }, {
    "describeUrl" : "/services/data/v39.0/analytics/reportTypes/CaseActivity",
    "label" : "Activities with Cases",
    "type" : "CaseActivity"
  }, {
    "describeUrl" : "/services/data/v39.0/analytics/reportTypes/SolutionActivity",
    "label" : "Activities with Solutions",
    "type" : "SolutionActivity"
  }, {
    "describeUrl" : "/services/data/v39.0/analytics/reportTypes/ContractActivity",
    "label" : "Activities with Contracts",
    "type" : "ContractActivity"
  }, {
    "describeUrl" : "/services/data/v39.0/analytics/reportTypes/ProductActivity",
    "label" : "Activities with Products",
    "type" : "ProductActivity"
  } ]
}, {
  "label" : "Contracts and Orders",
  "reportTypes" : [ {
    "describeUrl" : "/services/data/v39.0/analytics/reportTypes/ContractList",
    "label" : "Contracts",
    "type" : "ContractList"
  }, {
    "describeUrl" : "/services/data/v39.0/analytics/reportTypes/ContractAuditHistory",
    "label" : "Contract History",
    "type" : "ContractAuditHistory"
  }, {
    "describeUrl" : "/services/data/v39.0/analytics/reportTypes/ContractOrder",
    "label" : "Contracts with Orders",
    "type" : "ContractOrder"
  } ]
}

```

```

    }, {
      "describeUrl" : "/services/data/v39.0/analytics/reportTypes/ContractOrderItem",
      "label" : "Contracts with Orders and Products",
      "type" : "ContractOrderItem"
    }, {
      "describeUrl" : "/services/data/v39.0/analytics/reportTypes/ContractContactRole",
      "label" : "Contracts with Contact Roles",
      "type" : "ContractContactRole"
    }, {
      "describeUrl" : "/services/data/v39.0/analytics/reportTypes/OrderList",
      "label" : "Orders",
      "type" : "OrderList"
    }, {
      "describeUrl" : "/services/data/v39.0/analytics/reportTypes/OrderItemList",
      "label" : "Orders with Products",
      "type" : "OrderItemList"
    }, {
      "describeUrl" : "/services/data/v39.0/analytics/reportTypes/OrderAuditHistory",
      "label" : "Order History",
      "type" : "OrderAuditHistory"
    } ]
  }, {
    "label" : "Price Books, Products and Assets",
    "reportTypes" : [ {
      "describeUrl" : "/services/data/v39.0/analytics/reportTypes/ProductList",
      "label" : "Products",
      "type" : "ProductList"
    }, {
      "describeUrl" : "/services/data/v39.0/analytics/reportTypes/ProductOpportunity",
      "label" : "Products with Opportunities",
      "type" : "ProductOpportunity"
    }, {
      "describeUrl" : "/services/data/v39.0/analytics/reportTypes/PricebookProduct",
      "label" : "Price Books with Products",
      "type" : "PricebookProduct"
    }, {
      "describeUrl" : "/services/data/v39.0/analytics/reportTypes/ProductAsset",
      "label" : "Products with Assets",
      "type" : "ProductAsset"
    }, {
      "describeUrl" : "/services/data/v39.0/analytics/reportTypes/AssetWithProduct",
      "label" : "Assets",
      "type" : "AssetWithProduct"
    }, {
      "describeUrl" : "/services/data/v39.0/analytics/reportTypes/AssetCase",
      "label" : "Assets with Cases",
      "type" : "AssetCase"
    } ]
  }, {
    "label" : "Administrative Reports",
    "reportTypes" : [ {
      "describeUrl" : "/services/data/v39.0/analytics/reportTypes/User",
      "label" : "Users",
      "type" : "User"
    } ]
  } ]

```

```

    }, {
      "describeUrl" : "/services/data/v39.0/analytics/reportTypes/ReportList",
      "label" : "Reports",
      "type" : "ReportList"
    }, {
      "describeUrl" : "/services/data/v39.0/analytics/reportTypes/DocumentList",
      "label" : "Documents",
      "type" : "DocumentList"
    }, {
      "describeUrl" : "/services/data/v39.0/analytics/reportTypes/LoginIpEmail",
      "label" : "New Login Locations",
      "type" : "LoginIpEmail"
    }, {
      "describeUrl" : "/services/data/v39.0/analytics/reportTypes/TwoFactorMethodsInfo",
      "label" : "Identity Verification Methods",
      "type" : "TwoFactorMethodsInfo"
    }, {
      "describeUrl" : "/services/data/v39.0/analytics/reportTypes/CollabGroup",
      "label" : "Collaboration Group Report",
      "type" : "CollabGroup"
    }, {
      "describeUrl" : "/services/data/v39.0/analytics/reportTypes/CollabGroupFeedPosts",
      "label" : "Collaboration Group Feed Posts Report",
      "type" : "CollabGroupFeedPosts"
    } ]
  }, {
    "label" : "File and Content Reports",
    "reportTypes" : [ {
      "describeUrl" : "/services/data/v39.0/analytics/reportTypes/File",
      "label" : "File and Content Report",
      "type" : "File"
    } ]
  } ]
} ]

```

List Asynchronous Runs of a Report

You can get as many as 2000 instances of a report for which you requested asynchronous runs by sending a GET request to the Instances List resource. The instance list is sorted by the date when the run was requested. Report results are stored for a rolling 24-hour period. During this time, based on your user access level, you can access results for each instance of the report that was run.

Example

A GET request, `/services/data/v29.0/analytics/reports/00OD0000001ZbP7MAK/instances`, to the Instances List resource returns two instances of the report that was run asynchronously. Each URL handle stores report results for that instance.

```

[
  {
    "id": "0LGD000000000IyOAI",
    "requestDate": "2013-08-12T19:06:47Z",
    "status": "Success",
    "url":
"/services/data/v29.0/analytics/reports/00OD0000001ZbP7MAK/instances/0LGD000000000IyOAI",
  }
]

```

```

        "ownerId": "005D0000001KvxRIAS",
        "queryable" : false,
        "hasDetailRows": false,
        "completionDate": "2013-08-12T19:06:48Z"
    },
    {
        "id": "0LGD000000000IjOAI",
        "requestDate": "2013-08-12T18:39:06Z",
        "status": "Success",
        "url":
"/services/data/v29.0/analytics/reports/00OD0000001ZbP7MAK/instances/0LGD000000000IjOAI",

        "ownerId": "005D0000001KvxRIAS",
        "queryable" : false,
        "hasDetailRows": false,
        "completionDate": "2013-08-12T18:39:07Z"
    }
]

```

SEE ALSO:

[Instances List](#)

Filter Reports on Demand

To get specific results on the fly, filter reports through the API. Filter changes made through the API does not affect the source report definition. Using the API, you can filter with up to 20 custom field filters and add filter logic (such as AND, OR). But standard filters (such as range), filtering by row limit, and cross filters are unavailable.

Before you filter a report, it's helpful to check these properties in the metadata that tell you if a field can be filtered, the values and criteria you can filter by, and filters that already exist in the report.

- `filterable`
- `filterValues`
- `dataTypeFilterOperatorMap`
- `reportFilters`

You can filter reports during synchronous or asynchronous report runs by making a POST request to the Execute Sync or Execute Async resource.

Example

In a POST request, an accounts report is filtered synchronously by these passing filters with filter logic in the metadata to the Execute Sync resource.

1. Account Name not equal to Data Mart
2. Account Owner not equal to Admin User
3. Annual Revenue greater than "100,000"
4. Industry not equal to Manufacturing, Recreation

Filter logic: (1 OR 4) AND 2 AND 3.

```
{
  "reportMetadata": {
    "name": "FilterAcctsReport",
    "id": "00OD0000001cw27MAA",
    "reportFormat": "SUMMARY",
    "reportBooleanFilter": "(1OR4)AND2AND3",
    "reportFilters": [
      {
        "value": "DataMart",
        "operator": "notEqual",
        "column": "ACCOUNT.NAME"
      },
      {
        "value": "AdminUser",
        "operator": "notEqual",
        "column": "USERS.NAME"
      },
      {
        "value": "\"100,000\"",
        "operator": "greaterThan",
        "column": "SALES"
      },
      {
        "value": "Manufacturing,Recreation",
        "operator": "notEqual",
        "column": "INDUSTRY"
      }
    ],
    "detailColumns": [
      "RATING",
      "LAST_UPDATE",
      "SALES"
    ],
    "developerName": "Filter_Accts_Report",
    "reportType": {
      "type": "AccountList",
      "label": "Accounts"
    },
    "currency": null,
    "aggregates": [
      "s!SALES",
      "RowCount"
    ],
    "groupingsDown": [
      {
        "name": "USERS.NAME",
        "sortAggregate": "s!SALES",
        "sortOrder": "Desc",
        "dateGranularity": "None"
      },
      {
        "name": "ACCOUNT.NAME",
        "sortAggregate": null,

```

```

        "sortOrder": "Asc",
        "dateGranularity": "None"
    },
    {
        "name": "DUE_DATE",
        "sortAggregate": null,
        "sortOrder": "Asc",
        "dateGranularity": "Month"
    }
],
"groupingsAcross": []
}
}

```

In response to the POST request, the report returns data that meets the given criteria.

```

{
  "hasDetailRows": false,
  "attributes": {
    "describeUrl": "/services/data/v29.0/analytics/reports/00OD0000001cw27MAA/describe",
    "instancesUrl":
"/services/data/v29.0/analytics/reports/00OD0000001cw27MAA/instances",
    "type": "Report",
    "reportName": "Filter Accts Report",
    "reportId": "00OD0000001cw27MAA"
  },
  "factMap": {
    "1_0!T": {
      "aggregates": [
        {
          "value": 56000000,
          "label": "$56,000,000"
        },
        {
          "value": 1,
          "label": "1"
        }
      ]
    },
    "7_1!T": {
      "aggregates": [
        {
          "value": 24000000,
          "label": "$24,000,000"
        },
        {
          "value": 1,
          "label": "1"
        }
      ]
    }
  },
  ...
  "allData": true,
  "reportMetadata": {

```

```

    "name": "Filter Accts Report",
    "id": "00OD0000001cw27MAA",
    "reportFormat": "SUMMARY",
    "reportBooleanFilter": "(1 OR 4) AND 2 AND 3",
    "reportFilters": [
      {
        "value": "Data Mart",
        "operator": "notEqual",
        "column": "ACCOUNT.NAME"
      },
      {
        "value": "Admin User",
        "operator": "notEqual",
        "column": "USERS.NAME"
      },
      {
        "value": "\"100,000\"",
        "operator": "greaterThan",
        "column": "SALES"
      },
      {
        "value": "Manufacturing, Recreation",
        "operator": "notEqual",
        "column": "INDUSTRY"
      }
    ],
    "detailColumns": [
      "RATING",
      "LAST_UPDATE",
      "SALES"
    ],
    ...
  }
}

```

SEE ALSO:

[Execute Sync](#)

List Recently Viewed Reports

Get up to 200 of the reports you most recently viewed in Salesforce by sending a GET request to the Report List resource.

Each report listing in the response has resource URLs to get metadata and run a report asynchronously or synchronously.

For a more extensive reports list, query the Report object using a SOQL query in a Salesforce API such as SOAP API or REST API. This SOQL query, for example, returns all reports that are in matrix format: `SELECT Description,Format,LastRunDate FROM Report WHERE Format = 'MATRIX' ORDER BY Id ASC NULLS FIRST`

Example

This GET request `/services/data/v35.0/analytics/reports` to the Report List resource returns a list of 5 recently viewed reports.

```
[
  {
    "describeUrl" : "/services/data/v35.0/analytics/reports/00OR0000000K2OmMAK/describe",
    "id" : "00OR0000000K2OmMAK",
    "instancesUrl" : "/services/data/v35.0/analytics/reports/00OR0000000K2OmMAK/instances",
    "name" : "Pipeline By Industry",
    "url" : "/services/data/v35.0/analytics/reports/00OR0000000K2OmMAK" },
  {
    "describeUrl" : "/services/data/v35.0/analytics/reports/00OR0000000FXeMAO/describe",
    "id" : "00OR0000000FXeMAO",
    "instancesUrl" : "/services/data/v35.0/analytics/reports/00OR0000000FXeMAO/instances",
    "name" : "My Open Pipeline",
    "url" : "/services/data/v35.0/analytics/reports/00OR0000000FXeMAO" },
  {
    "describeUrl" : "/services/data/v35.0/analytics/reports/00OR0000000K2UeMAK/describe",
    "id" : "00OR0000000K2UeMAK",
    "instancesUrl" : "/services/data/v35.0/analytics/reports/00OR0000000K2UeMAK/instances",
    "name" : "Deals Closing This Quarter",
    "url" : "/services/data/v35.0/analytics/reports/00OR0000000K2UeMAK" },
  {
    "describeUrl" : "/services/data/v35.0/analytics/reports/00OR0000000FH0MAO/describe",
    "id" : "00OR0000000FH0MAO",
    "instancesUrl" : "/services/data/v35.0/analytics/reports/00OR0000000FH0MAO/instances",
    "name" : "Sample Report: # of Opportunities",
    "url" : "/services/data/v35.0/analytics/reports/00OR0000000FH0MAO" },
  {
    "describeUrl" : "/services/data/v35.0/analytics/reports/00OR0000000JdVOMA0/describe",
    "id" : "00OR0000000JdVOMA0",
    "instancesUrl" : "/services/data/v35.0/analytics/reports/00OR0000000JdVOMA0/instances",
    "name" : "My Leads rpt",
    "url" : "/services/data/v35.0/analytics/reports/00OR0000000JdVOMA0" }
]
```

SEE ALSO:

[Report List](#)

Decode the Fact Map

Depending on how you run a report, the fact map in the report results can contain values for only summary or both summary and detailed data. The fact map values are expressed as keys, which you can programmatically use to visualize the report data. Fact map keys provide an index into each section of a fact map, from which you can access summary and detailed data.

The pattern for the fact map keys varies by report format as shown in this table.

Report format	Fact map key pattern
Tabular	$\Sigma ! \Sigma$: The grand total of a report. Both record data values and the grand total are represented by this key.
Summary	<i>$\langle \text{First level row grouping_second level row grouping_third level row grouping} \rangle ! \Sigma$</i> : Σ : Σ refers to the row grand total.
Matrix	<i>$\langle \text{First level row grouping_second level row grouping} \rangle ! \langle \text{First level column grouping_second level column grouping} \rangle$</i> .

Each item in a row or column grouping is numbered starting with 0. Here are some examples of fact map keys:

Fact Map Key	Description
$0 ! \Sigma$	The first item in the first-level grouping.
$1 ! \Sigma$	The second item in the first-level grouping.
$0_0 ! \Sigma$	The first item in the first-level grouping and the first item in the second-level grouping.
$0_1 ! \Sigma$	The first item in the first-level grouping and the second item in the second-level grouping.

Let's look at examples of how fact map keys represent data as it appears in a Salesforce tabular, summary, or matrix report.

Tabular Report Fact Map

Here's an example of an opportunities report in tabular format. Since tabular reports don't have groupings, all of the record level data and summaries are expressed by the $\Sigma ! \Sigma$ key, which refers to the grand total.

Preview Tabular Format					
Opportunity Name	Close Date	Probability (%)	Next Step	Expected Revenue	
Data Mart - 44K	1/1/2013	90%	great win for us	\$16,200.00	
Data Mart - 10K	1/17/2013	90%	great win for us	\$12,600.00	
Data Mart - 2K	2/1/2013	90%	great win for us	\$12,600.00	
Data Mart - 41K	2/1/2013	90%	great win for us	\$6,300.00	
Data Mart - 19K	2/17/2013	90%	great win for us	\$13,500.00	
Data Mart - 31K	3/3/2013	90%	great win for us	\$11,700.00	
Data Mart - 2K	3/19/2013	75%	great win for us	\$9,750.00	
Data Mart - 2K	3/25/2013	T!T	great win for us	\$7,200.00	
Data Mart - 7K	3/31/2013		great win for us	\$6,300.00	
Data Mart - 21K	4/16/2013	75%	great win for us	\$6,000.00	
Data Mart - 660	5/1/2013	75%	great win for us	\$8,250.00	
Data Mart - 2K	5/1/2013	75%	great win for us	\$5,250.00	
Data Mart - 3K	5/1/2013	75%	great win for us	\$2,250.00	
Data Mart - 9K	5/16/2013	75%	great win for us	\$6,750.00	
Data Mart - 11K	5/31/2013	75%	great win for us	\$10,500.00	
Data Mart - 7K	6/1/2013	75%	great win for us	\$12,000.00	
Data Mart - 50K	7/1/2013	75%	great win for us	\$12,000.00	
Grand Totals (17 records)		avg 82%		\$159,150.00	

Summary Report Fact Map

This example shows how the values in a summary report are represented in the fact map.

Opportunity Name	Account Name	Amount	Type	Probability (%)	Fiscal Period	Age
Stage: Prospecting (1 record)						
		\$45,000.00		0!T		
Industry: Manufacturing (1 record)						
		\$45,000.00				
Acme - Widgets	Acme	\$45,000.00	New Business	10%	Q2-2013	177
Stage: Needs Analysis (1 record)						
		\$105,000.00				
Industry: Manufacturing (1 record)						
		\$105,000.00		1_0!T		
Global Gadgets	Global Media	\$105,000.00	Existing Business	20%	Q2-2013	184

Fact Map Key Description

0!T	Summary for the value of opportunities in the Prospecting stage.
1_0!T	Summary of the probabilities for the Manufacturing opportunities in the Needs Analysis stage.

Matrix Report Fact Map

Here's an example of some fact map keys for data in a matrix opportunities report with a couple of row and column groupings.

Sum of Amount			Q4 CY2010				Q1 CY2011				Grand Total
Stage	Industry	Close Date (2)	October 2010	November 2010	December 2010	Subtotal	January 2011	February 2011	March 2011	Subtotal	
Prospecting	Manufacturing	Sum of Amount	\$0.00	\$50,000.00	\$0.00	\$50,000.00	\$0.00	\$0.00	\$0.00	\$0.00	\$50,000.00
	Subtotal	Sum of Amount	\$0.00	\$50,000.00	\$0.00	\$50,000.00	\$0.00	\$0.00	\$0.00	\$0.00	\$50,000.00
Needs Analysis	Manufacturing	Sum of Amount	\$0.00	\$0.00	\$0.00	\$0.00	\$0.00	\$120,000.00	\$0.00	\$120,000.00	\$120,000.00
	Subtotal	Sum of Amount	\$0.00	\$0.00	\$0.00	\$0.00	\$0.00	\$120,000.00	\$0.00	\$120,000.00	\$120,000.00
Value Proposition	Manufacturing	Sum of Amount	\$0.00	\$0.00	\$20,000.00	\$20,000.00	\$0.00	\$0.00	\$0.00	\$0.00	\$20,000.00
	Technology	Sum of Amount	\$0.00	\$0.00	\$0.00	\$0.00	\$0.00	\$20,000.00	\$0.00	\$20,000.00	\$20,000.00
Id. Decision Makers	Manufacturing	Sum of Amount	\$0.00	\$0.00	\$0.00	\$0.00	\$40,000.00	\$0.00	\$0.00	\$40,000.00	\$40,000.00
	Subtotal	Sum of Amount	\$0.00	\$0.00	\$0.00	\$0.00	\$40,000.00	\$0.00	\$0.00	\$40,000.00	\$40,000.00
Negotiation/Review	Technology	Sum of Amount	\$0.00	\$0.00	\$100,000.00	\$100,000.00	\$0.00	\$0.00	\$0.00	\$0.00	\$100,000.00
	Subtotal	Sum of Amount	\$0.00	\$0.00	\$100,000.00	\$100,000.00	\$0.00	\$0.00	\$0.00	\$0.00	\$100,000.00
Closed Won	Manufacturing	Sum of Amount	\$0.00	\$400,000.00	\$0.00	\$400,000.00	\$0.00	\$0.00	\$0.00	\$0.00	\$400,000.00
	Subtotal	Sum of Amount	\$0.00	\$400,000.00	\$0.00	\$400,000.00	\$0.00	\$0.00	\$0.00	\$0.00	\$400,000.00
Grand Total			\$0.00	\$450,000.00	\$120,000.00	\$570,000.00	\$40,000.00	\$140,000.00	\$0.00	\$180,000.00	\$750,000.00

Fact Map Key Description

0 ! 0	Total opportunity amount in the Prospecting stage in Q4 2010.
0_0 ! 0_0	Total opportunity amount in the Prospecting stage in the Manufacturing sector in October 2010.
2_1 ! 1_1	Total value of opportunities in the Value Proposition stage in the Technology sector in February 2011.
T ! T	Grand total summary for the report.

SEE ALSO:

[Execute Sync](#)

[Execute Async](#)

Get Report Data without Saving Changes to or Creating a Report

Run a report without creating a report or changing an existing one by making a POST request to the `query` resource. Get report data without filling up your org with unnecessary reports.

Example

Get report data using the `query` resource.

```
/services/data/v37.0/analytics/reports/query
```

Include report criteria as `reportMetadata` in the POST request body. This POST request gets data about Opportunities:

```
{
  "reportMetadata" : {
    "aggregates" : [ "RowCount" ],
    "chart" : null,
```

```

    "crossFilters" : [ ],
    "currency" : null,
    "description" : null,
    "detailColumns" : [ "OPPORTUNITY_NAME", "TYPE", "LEAD_SOURCE", "AMOUNT", "CLOSE_DATE",
    "NEXT_STEP", "STAGE_NAME", "PROBABILITY", "FISCAL_QUARTER", "AGE", "CREATED_DATE",
    "FULL_NAME", "ROLLUP_DESCRIPTION", "ACCOUNT_NAME" ],
    "developerName" : "OpportunityReport",
    "division" : null,
    "folderId" : "00DD000000086ujMAA",
    "groupingsAcross" : [ ],
    "groupingsDown" : [ ],
    "hasDetailRows" : true,
    "hasRecordCount" : true,
    "historicalSnapshotDates" : [ ],
    "id" : "00OD000000011eVCMAY",
    "name" : "Matrix",
    "reportBooleanFilter" : null,
    "reportFilters" : [ ],
    "reportFormat" : "MATRIX",
    "reportType" : {
      "label" : "Opportunities",
      "type" : "Opportunity"
    },
    "scope" : "organization",
    "showGrandTotal" : true,
    "showSubtotals" : true,
    "sortBy" : [ ],
    "standardDateFilter" : {
      "column" : "CLOSE_DATE",
      "durationValue" : "CUSTOM",
      "endDate" : null,
      "startDate" : null
    },
    "standardFilters" : [ {
      "name" : "open",
      "value" : "all"
    }, {
      "name" : "probability",
      "value" : ">0"
    } ]
  }
}

```

The response to the POST request returns report data, but doesn't create or save a report.

```

{
  "attributes" : {
    "describeUrl" : "/services/data/v37.0/analytics/reports/null/describe",
    "instancesUrl" : "/services/data/v37.0/analytics/reports/null/instances",
    "reportId" : null,
    "reportName" : "Matrix",
    "type" : "Report"
  },
  "allData" : true,
  "factMap" : {

```

```

"T!T" : {
  "aggregates" : [ {
    "label" : "9",
    "value" : 9
  } ],
  "rows" : [ {
    "dataCells" : [ {
      "label" : "salesforce.com - 5000 Widgets",
      "value" : "006D000000CzmqYIAR"
    }, {
      "label" : "New Business",
      "value" : "New Business"
    }, {
      "label" : "Advertisement",
      "value" : "Advertisement"
    }, {
      "label" : "$500,000.00",
      "value" : {
        "amount" : 500000,
        "currency" : null
      }
    }, {
      "label" : "9/19/2013",
      "value" : "2013-09-19"
    }, {
      "label" : "Closed!",
      "value" : "Closed!"
    }, {
      "label" : "Closed Won",
      "value" : "Closed Won"
    }, {
      "label" : "100%",
      "value" : 100
    }, {
      "label" : "Q2-2007",
      "value" : "Q2-2007"
    }, {
      "label" : "0",
      "value" : 0
    }, {
      "label" : "1/4/2016",
      "value" : "2016-01-04"
    }, {
      "label" : "Fred Williamson",
      "value" : "005D0000001bV42IAE"
    }, {
      "label" : "-",
      "value" : null
    }, {
      "label" : "Global Media",
      "value" : "001D000000KtTTqIAN"
    } ]
  }, {
    "dataCells" : [ {

```

```

      "label" : "salesforce.com - 500 Widgets",
      "value" : "006D000000CzmqZiAR"
    }, {
      "label" : "Existing Business",
      "value" : "Existing Business"
    }, {
      "label" : "Advertisement",
      "value" : "Advertisement"
    }, {
      "label" : "$50,000.00",
      "value" : {
        "amount" : 50000,
        "currency" : null
      }
    }, {
      "label" : "9/19/2013",
      "value" : "2013-09-19"
    }, {
      "label" : "Closed!",
      "value" : "Closed!"
    }, {
      "label" : "Closed Won",
      "value" : "Closed Won"
    }, {
      "label" : "100%",
      "value" : 100
    }, {
      "label" : "Q2-2007",
      "value" : "Q2-2007"
    }, {
      "label" : "0",
      "value" : 0
    }, {
      "label" : "1/4/2016",
      "value" : "2016-01-04"
    }, {
      "label" : "Fred Williamson",
      "value" : "005D0000001bV42IAE"
    }, {
      "label" : "-",
      "value" : null
    }, {
      "label" : "Global Media",
      "value" : "001D000000KtTTqIAN"
    }
  ]
}, {
  "dataCells" : [ {
    "label" : "Acme - 1,200 Widgets",
    "value" : "006D000000CzmqbIAB"
  }, {
    "label" : "Existing Business",
    "value" : "Existing Business"
  }, {
    "label" : "Trade Show",

```

```

      "value" : "Trade Show"
    }, {
      "label" : "$140,000.00",
      "value" : {
        "amount" : 140000,
        "currency" : null
      }
    }, {
      "label" : "10/22/2013",
      "value" : "2013-10-22"
    }, {
      "label" : "Need estimate",
      "value" : "Need estimate"
    }, {
      "label" : "Value Proposition",
      "value" : "Value Proposition"
    }, {
      "label" : "50%",
      "value" : 50
    }, {
      "label" : "Q2-2007",
      "value" : "Q2-2007"
    }, {
      "label" : "134",
      "value" : 134
    }, {
      "label" : "1/4/2016",
      "value" : "2016-01-04"
    }, {
      "label" : "Fred Williamson",
      "value" : "005D0000001bV42IAE"
    }, {
      "label" : "-",
      "value" : null
    }, {
      "label" : "Acme",
      "value" : "001D0000000KtTTrIAN"
    }
  ]
}, {
  "dataCells" : [ {
    "label" : "salesforce.com - 1,000 Widgets",
    "value" : "006D0000000CzmqeIAB"
  }, {
    "label" : "New Business",
    "value" : "New Business"
  }, {
    "label" : "Advertisement",
    "value" : "Advertisement"
  }, {
    "label" : "$100,000.00",
    "value" : {
      "amount" : 100000,
      "currency" : null
    }
  }
]

```

```

    }, {
      "label" : "10/22/2013",
      "value" : "2013-10-22"
    }, {
      "label" : "Close the deal!",
      "value" : "Close the deal!"
    }, {
      "label" : "Negotiation/Review",
      "value" : "Negotiation/Review"
    }, {
      "label" : "90%",
      "value" : 90
    }, {
      "label" : "Q2-2007",
      "value" : "Q2-2007"
    }, {
      "label" : "134",
      "value" : 134
    }, {
      "label" : "1/4/2016",
      "value" : "2016-01-04"
    }, {
      "label" : "Fred Williamson",
      "value" : "005D0000001bV42IAE"
    }, {
      "label" : "-",
      "value" : null
    }, {
      "label" : "salesforce.com",
      "value" : "001D000000KtTTsIAN"
    } ]
  }, {
    "dataCells" : [ {
      "label" : "Global Media - 400 Widgets",
      "value" : "006D000000CzmqaIAB"
    }, {
      "label" : "New Business",
      "value" : "New Business"
    }, {
      "label" : "Partner",
      "value" : "Partner"
    }, {
      "label" : "$40,000.00",
      "value" : {
        "amount" : 40000,
        "currency" : null
      }
    }, {
      "label" : "11/20/2013",
      "value" : "2013-11-20"
    }, {
      "label" : "-",
      "value" : null
    }, {

```

```

      "label" : "Id. Decision Makers",
      "value" : "Id. Decision Makers"
    }, {
      "label" : "60%",
      "value" : 60
    }, {
      "label" : "Q3-2007",
      "value" : "Q3-2007"
    }, {
      "label" : "134",
      "value" : 134
    }, {
      "label" : "1/4/2016",
      "value" : "2016-01-04"
    }, {
      "label" : "Fred Williamson",
      "value" : "005D0000001bV42IAE"
    }, {
      "label" : "-",
      "value" : null
    }, {
      "label" : "Global Media",
      "value" : "001D000000KtTTqIAN"
    }
  ]
}, {
  "dataCells" : [ {
    "label" : "Acme - 600 Widgets",
    "value" : "006D000000CzmqcIAB"
  }, {
    "label" : "New Business",
    "value" : "New Business"
  }, {
    "label" : "Trade Show",
    "value" : "Trade Show"
  }, {
    "label" : "$70,000.00",
    "value" : {
      "amount" : 70000,
      "currency" : null
    }
  }, {
    "label" : "12/18/2013",
    "value" : "2013-12-18"
  }, {
    "label" : "Need estimate",
    "value" : "Need estimate"
  }, {
    "label" : "Needs Analysis",
    "value" : "Needs Analysis"
  }, {
    "label" : "20%",
    "value" : 20
  }, {
    "label" : "Q3-2007",

```

```

      "value" : "Q3-2007"
    }, {
      "label" : "134",
      "value" : 134
    }, {
      "label" : "1/4/2016",
      "value" : "2016-01-04"
    }, {
      "label" : "Fred Williamson",
      "value" : "005D0000001bV42IAE"
    }, {
      "label" : "-",
      "value" : null
    }, {
      "label" : "Acme",
      "value" : "001D000000KtTTrIAN"
    } ]
  }, {
    "dataCells" : [ {
      "label" : "salesforce.com - 2,000 Widgets",
      "value" : "006D000000CzmqfIAB"
    }, {
      "label" : "Existing Business",
      "value" : "Existing Business"
    }, {
      "label" : "Partner",
      "value" : "Partner"
    }, {
      "label" : "$20,000.00",
      "value" : {
        "amount" : 20000,
        "currency" : null
      }
    }, {
      "label" : "12/20/2013",
      "value" : "2013-12-20"
    }, {
      "label" : "Meet at Widget Conference",
      "value" : "Meet at Widget Conference"
    }, {
      "label" : "Value Proposition",
      "value" : "Value Proposition"
    }, {
      "label" : "50%",
      "value" : 50
    }, {
      "label" : "Q3-2007",
      "value" : "Q3-2007"
    }, {
      "label" : "134",
      "value" : 134
    }, {
      "label" : "1/4/2016",
      "value" : "2016-01-04"
    }
  ]
}

```

```

    }, {
      "label" : "Fred Williamson",
      "value" : "005D0000001bV42IAE"
    }, {
      "label" : "-",
      "value" : null
    }, {
      "label" : "salesforce.com",
      "value" : "001D000000KtTTsIAN"
    } ]
  }, {
    "dataCells" : [ {
      "label" : "Acme - 200 Widgets",
      "value" : "006D000000CzmqdIAB"
    }, {
      "label" : "Existing Business",
      "value" : "Existing Business"
    }, {
      "label" : "Word of mouth",
      "value" : "Word of mouth"
    }, {
      "label" : "$20,000.00",
      "value" : {
        "amount" : 20000,
        "currency" : null
      }
    }, {
      "label" : "2/20/2014",
      "value" : "2014-02-20"
    }, {
      "label" : "Need estimate",
      "value" : "Need estimate"
    }, {
      "label" : "Prospecting",
      "value" : "Prospecting"
    }, {
      "label" : "10%",
      "value" : 10
    }, {
      "label" : "Q4-2007",
      "value" : "Q4-2007"
    }, {
      "label" : "134",
      "value" : 134
    }, {
      "label" : "1/4/2016",
      "value" : "2016-01-04"
    }, {
      "label" : "Fred Williamson",
      "value" : "005D0000001bV42IAE"
    }, {
      "label" : "-",
      "value" : null
    }, {

```

```

        "label" : "Acme",
        "value" : "001D000000KtTTrIAN"
      } ]
    }, {
      "dataCells" : [ {
        "label" : "Fred",
        "value" : "006D000000Czq0uIAB"
      }, {
        "label" : "-",
        "value" : null
      }, {
        "label" : "-",
        "value" : null
      }, {
        "label" : "-",
        "value" : null
      }, {
        "label" : "2/26/2016",
        "value" : "2016-02-26"
      }, {
        "label" : "-",
        "value" : null
      }, {
        "label" : "Id. Decision Makers",
        "value" : "Id. Decision Makers"
      }, {
        "label" : "60%",
        "value" : 60
      }, {
        "label" : "Q1-2016",
        "value" : "Q1-2016"
      }, {
        "label" : "85",
        "value" : 85
      }, {
        "label" : "2/22/2016",
        "value" : "2016-02-22"
      }, {
        "label" : "Fred Williamson",
        "value" : "005D0000001bV42IAE"
      }, {
        "label" : "-",
        "value" : null
      }, {
        "label" : "Fred",
        "value" : "001D000000KtqzeIAB"
      } ]
    } ]
  },
  "groupingsAcross" : {
    "groupings" : [ ]
  },
  "groupingsDown" : {

```

```
    "groupings" : [ ]
  },
  "hasDetailRows" : true,
  "reportExtendedMetadata" : {
    "aggregateColumnInfo" : {
      "RowCount" : {
        "dataType" : "int",
        "label" : "Record Count"
      }
    },
    "detailColumnInfo" : {
      "OPPORTUNITY_NAME" : {
        "dataType" : "string",
        "label" : "Opportunity Name"
      },
      "TYPE" : {
        "dataType" : "picklist",
        "label" : "Type"
      },
      "LEAD_SOURCE" : {
        "dataType" : "picklist",
        "label" : "Lead Source"
      },
      "AMOUNT" : {
        "dataType" : "currency",
        "label" : "Amount"
      },
      "CLOSE_DATE" : {
        "dataType" : "date",
        "label" : "Close Date"
      },
      "NEXT_STEP" : {
        "dataType" : "string",
        "label" : "Next Step"
      },
      "STAGE_NAME" : {
        "dataType" : "picklist",
        "label" : "Stage"
      },
      "PROBABILITY" : {
        "dataType" : "percent",
        "label" : "Probability (%)"
      },
      "FISCAL_QUARTER" : {
        "dataType" : "string",
        "label" : "Fiscal Period"
      },
      "AGE" : {
        "dataType" : "int",
        "label" : "Age"
      },
      "CREATED_DATE" : {
        "dataType" : "datetime",
        "label" : "Created Date"
      }
    }
  }
}
```

```

    },
    "FULL_NAME" : {
      "dataType" : "string",
      "label" : "Opportunity Owner"
    },
    "ROLLUP_DESCRIPTION" : {
      "dataType" : "string",
      "label" : "Owner Role"
    },
    "ACCOUNT_NAME" : {
      "dataType" : "string",
      "label" : "Account Name"
    }
  },
  "groupingColumnInfo" : { }
},
"reportMetadata" : {
  "aggregates" : [ "RowCount" ],
  "chart" : null,
  "crossFilters" : [ ],
  "currency" : null,
  "description" : null,
  "detailColumns" : [ "OPPORTUNITY_NAME", "TYPE", "LEAD_SOURCE", "AMOUNT", "CLOSE_DATE",
"NEXT_STEP", "STAGE_NAME", "PROBABILITY", "FISCAL_QUARTER", "AGE", "CREATED_DATE",
"FULL_NAME", "ROLLUP_DESCRIPTION", "ACCOUNT_NAME" ],
  "developerName" : null,
  "division" : null,
  "folderId" : "00DD000000086ujMAA",
  "groupingsAcross" : [ ],
  "groupingsDown" : [ ],
  "hasDetailRows" : true,
  "hasRecordCount" : true,
  "historicalSnapshotDates" : [ ],
  "id" : null,
  "name" : "Matrix",
  "reportBooleanFilter" : null,
  "reportFilters" : [ ],
  "reportFormat" : "TABULAR",
  "reportType" : {
    "label" : "Opportunities",
    "type" : "Opportunity"
  },
  "scope" : "organization",
  "showGrandTotal" : true,
  "showSubtotals" : true,
  "sortBy" : [ ],
  "standardDateFilter" : {
    "column" : "CLOSE_DATE",
    "durationValue" : "CUSTOM",
    "endDate" : null,
    "startDate" : null
  },
  "standardFilters" : [ {
    "name" : "open",

```


```

    "value" : "all"
  }, {
    "name" : "probability",
    "value" : ">0"
  } ]
}

```

Save Changes to Reports

Save changes to a report by sending a PATCH request to the Report resource.

 **Note:** Saving a report deletes any running async report jobs because they will be obsolete.

Example

For report 00OD0000001cxIE, you want to change the report name to “myUpdatedReport” and change the folder that contains the report. You save the changes to the report.

This PATCH request `/services/data/v34.0/analytics/reports/00OD0000001cxIE` to the Report resource updates and saves the report.

```

{
  "reportMetadata" : {
    "name": "myUpdatedReport",
    "folderId": "00DD00000007enH" }
}

```

The response to the PATCH request returns the following details about the updated, saved report.

```

{
  "reportExtendedMetadata" : {
    ...
  },
  "reportMetadata" : {
    "aggregates" : [ "RowCount" ],
    "chart" : null,
    "currency" : null,
    "description" : null,
    "detailColumns" : [
      "USERS.NAME",
      "ACCOUNT.NAME",
      "TYPE",
      "DUE_DATE",
      "LAST_UPDATE",
      "ADDRESS1_STATE" ],
    "developerName" : "myreport",
    "division" : null,
    "folderId" : "00DD00000007enHMAQ",
    "groupingsAcross" : [ ],
    "groupingsDown" : [ ],
    "hasDetailRows" : true,
    "hasRecordCount" : true,

```

```

    "historicalSnapshotDates" : [ ],
    "id" : "00OD0000001cxIEMAY",
    "name" : "myUpdatedReport",
    "reportBooleanFilter" : null,
    "reportFilters" : [ ],
    "reportFormat" : "TABULAR",
    "reportType" : {
      "label" : "Accounts",
      "type" : "AccountList" },
    "scope" : "user",
    "showGrandTotal" : true,
    "showSubtotals" : true,
    "sortBy" : [ ],
    "standardDateFilter" : {
      "column" : "CREATED_DATE",
      "durationValue" : "CUSTOM",
      "endDate" : null,
      "startDate" : null },
    "standardFilters" : null },
    "reportTypeMetadata" : {
      ...
    }
  }
}

```

Clone Reports

Creates a copy of a custom, standard, or public report by sending a POST request to the Report List resource.

Example

You want to clone report 00OD0000001cxIE and name the cloned report as "myNewReport."

This POST request `/services/data/v34.0/analytics/reports?cloneId=00OD0000001cxIE` to the Report List resource clones the report.

```

{ "reportMetadata" :
  { "name": "myNewReport" }
}

```

The response to the POST request returns the following details about the cloned report.

```

{
  "reportExtendedMetadata" : {
    ...
  },
  "reportMetadata" : {
    "aggregates" : [ "RowCount" ],
    "chart" : null,
    "currency" : null,
    "description" : null,
    "detailColumns" : [
      "USERS.NAME",
      "ACCOUNT.NAME",

```

```

        "TYPE",
        "DUE_DATE",
        "LAST_UPDATE",
        "ADDRESS1_STATE" ],
    "developerName" : "myreport2",
    "division" : null,
    "folderId" : "005D0000001UlszIAC",
    "groupingsAcross" : [ ],
    "groupingsDown" : [ ],
    "hasDetailRows" : true,
    "hasRecordCount" : true,
    "historicalSnapshotDates" : [ ],
    "id" : "00OD0000001jabSMAQ",
    "name" : "myNewReport",
    "reportBooleanFilter" : null,
    "reportFilters" : [ ],
    "reportFormat" : "TABULAR",
    "reportType" : {
        "label" : "Accounts",
        "type" : "AccountList" },
    "scope" : "user",
    "showGrandTotal" : true,
    "showSubtotals" : true,
    "sortBy" : [ ],
    "standardDateFilter" : {
        "column" : "CREATED_DATE",
        "durationValue" : "CUSTOM",
        "endDate" : null,
        "startDate" : null },
    "standardFilters" : null },
    "reportTypeMetadata" : {
        ...
    }
}

```

Delete Reports

Delete a report by sending a DELETE request to the Report resource. Deleted reports are moved to the Recycle Bin.



Note: Deleting a report also cancels any running async report jobs and deletes all scheduled notifications.

Example

This DELETE request `/services/data/v34.0/analytics/reports/00OD0000001cxIE` to the Report resource deletes the report and returns a 204 HTTP response code with no content in the response body.

CHAPTER 3 Examples: Dashboards REST API Resources

In this chapter ...

- [Get List of Recently Used Dashboards](#)
- [Get Dashboard Results](#)
- [Filter Dashboard Results](#)
- [Get Dashboard Status](#)
- [Refresh a Dashboard](#)
- [Save a Dashboard](#)
- [Set a Sticky Dashboard Filter](#)
- [Return Details About Dashboard Components](#)
- [Get Dashboard Metadata](#)
- [Clone a Dashboard](#)
- [Delete a Dashboard](#)

The Dashboards API is designed to let you access and refresh dashboards easily. Use the API to:

- [Get List of Recently Used Dashboards](#)
Get a list of dashboards with URLs to access status and results.
- [Get Dashboard Results](#)
Get dashboard metadata, data, and status.
- [Filter Dashboard Results](#)
Filter dashboard results, status, or refresh requests.
- [Get Dashboard Status](#)
Get dashboard refresh status.
- [Refresh a Dashboard](#)
Trigger a dashboard refresh.
- [Save a Dashboard](#)
Save changes to a dashboard.
- [Clone a Dashboard](#)
Make a copy of an existing dashboard.
- [Delete a Dashboard](#)
Clean up unused and obsolete dashboards.

Get List of Recently Used Dashboards

You can get a list of recently used dashboards by using the Dashboard resource.

Use a GET request on the [Dashboard List](#) resource to retrieve a list of recently used dashboards. The list is sorted by the date when the dashboard was last refreshed.

Example Usage

```
/services/data/v35.0/analytics/dashboards
```

Example Response Body

In this case, the Dashboard resource returns information for two dashboards. Each URL handle stores the status or results for the dashboard.

```
[ {
  "id" : "01ZD00000007QeuMAE",
  "name" : "Adoption Dashboard",
  "statusUrl" : "/services/data/v35.0/analytics/dashboards/01ZD00000007QeuMAE/status",
  "url" : "/services/data/v35.0/analytics/dashboards/01ZD00000007QeuMAE"
}, {
  "id" : "01ZD00000007QevMAE",
  "name" : "Global Sales Dashboard",
  "statusUrl" : "/services/data/v35.0/analytics/dashboards/01ZD00000007QevMAE/status",
  "url" : "/services/data/v35.0/analytics/dashboards/01ZD00000007QevMAE"
} ]
```

SEE ALSO:

[Dashboard List](#)

Get Dashboard Results

You can get dashboard metadata, data, and status by sending a GET request to the Dashboard Results resource.

Use a GET request to the [Dashboard Results](#) resource to retrieve metadata, data, and status for a dashboard and its components. The results response contains:

- Metadata: information about the dashboard as a whole, including the dashboard ID, name, component metadata, and any dashboard filters.
- Data: underlying report data for each component, filtered by the optional filter parameters. For more information about filtering, see [Filter Dashboard Results](#).
- Status: data and refresh status for each component of the dashboard. The data status can be `NODATA`, `DATA`, or `ERROR`. If an error occurs, the component status will contain additional properties with the error code, message, and severity. The refresh status can be `IDLE`, if components are finished running, or `RUNNING`, if components are still being refreshed.

Example Usage

```
/services/data/v31.0/analytics/dashboards/01ZD00000007S89MAE
```

Example Response Body

```
{
  "componentData" : [ {
```

```

"componentId" : "01aD0000000a36LIAQ",
"reportResult" : {
  "attributes" : null,
  "allData" : true,
  "factMap" : {
    "T!T" : {
      "aggregates" : [ {
        "label" : "USD 67,043,365.50",
        "value" : 67043365.50166918337345123291015625
      } ]
    },
    "O!T" : {
      "aggregates" : [ {
        "label" : "USD 10,083.33",
        "value" : 10083.333333333333939663134515285491943359375
      } ]
    },
    "1!T" : {
      "aggregates" : [ {
        "label" : "USD 25,016,768.67",
        "value" : 25016768.670066006481647491455078125
      } ]
    },
    "2!T" : {
      "aggregates" : [ {
        "label" : "USD 42,016,513.50",
        "value" : 42016513.49826984107494354248046875
      } ]
    }
  },
  "groupingsAcross" : null,
  "groupingsDown" : {
    "groupings" : [ {
      "groupings" : [ ],
      "key" : "0",
      "label" : "-",
      "value" : null
    }, {
      "groupings" : [ ],
      "key" : "1",
      "label" : "Existing Business",
      "value" : "Existing Business"
    }, {
      "groupings" : [ ],
      "key" : "2",
      "label" : "New Business",
      "value" : "New Business"
    } ]
  },
  "hasDetailRows" : false,
  "reportExtendedMetadata" : {
    "aggregateColumnInfo" : {
      "s!AMOUNT" : {
        "acrossGroupingContext" : null,

```

```

        "dataType" : "currency",
        "downGroupingContext" : null,
        "label" : "Sum of Amount"
    }
},
"detailColumnInfo" : { },
"groupingColumnInfo" : {
    "TYPE" : {
        "dataType" : "picklist",
        "groupingLevel" : 0,
        "label" : "Type"
    }
}
},
"reportMetadata" : {
    "aggregates" : [ "s!AMOUNT" ],
    "chart" : null,
    "currency" : "USD",
    "description" : null,
    "detailColumns" : [ ],
    "developerName" : "Simple_Test",
    "division" : null,
    "folderId" : "001R0000000M8IiIAK",
    "groupingsAcross" : [ ],
    "groupingsDown" : [ {
        "dateGranularity" : "None",
        "name" : "TYPE",
        "sortAggregate" : null,
        "sortOrder" : "Asc"
    } ],
    "hasDetailRows" : false,
    "hasRecordCount" : true,
    "historicalSnapshotDates" : [ ],
    "id" : "000D00000001g2nWMAQ",
    "name" : "Simple Test",
    "reportBooleanFilter" : null,
    "reportFilters" : [ ],
    "reportFormat" : "SUMMARY",
    "reportType" : {
        "label" : "Opportunities",
        "type" : "Opportunity"
    },
    "scope" : "organization",
    "showGrandTotal" : true,
    "showSubtotals" : true,
    "sortBy" : [ ],
    "standardDateFilter" : { "column" : "CLOSE_DATE", "durationValue" : "CUSTOM",
"endDate" : null, "startDate" : null },
    "standardFilters" : [
        { "name" : "open", "value" : "all" },
        { "name" : "probability", "value" : ">0" } ]
    }
},
"status" : {

```

```

    "dataStatus" : "DATA",
    "errorCode" : null,
    "errorMessage" : null,
    "errorSeverity" : null,
    "refreshDate" : "2014-04-09T00:28:16.000+0000",
    "refreshStatus" : "IDLE"
  }
} ],
"dashboardMetadata" : {
  "attributes" : {
    "dashboardId" : "01ZD00000007S89MAE",
    "dashboardName" : "Simple Dashboard",
    "statusUrl" : "/services/data/v31.0/analytics/dashboards/01ZD00000007S89MAE/status",

    "type" : "Dashboard"
  },
  "canChangeRunningUser" : false,
  "components" : [ {
    "componentData" : 0,
    "footer" : null,
    "header" : null,
    "id" : "01aD0000000a36LIAQ",
    "properties" : {
      "aggregates" : [ { "name" : "s!AMOUNT" } ],
      "autoSelectColumns" : false,
      "groupings" : null,
      "maxRows" : null,
      "sort" : { "column" : "TYPE", "sortOrder" : "asc" },
      "useReportChart" : false,
      "visualizationProperties" : {
        "breakPoints" : [ {
          "aggregateName" : "s!AMOUNT",
          "breaks" : [
            { "color" : "000000", "lowerBound" : null, "upperBound" : -1 },
            { "color" : "000000", "lowerBound" : -1, "upperBound" : 0 },
            { "color" : "000000", "lowerBound" : 0, "upperBound" : null } ]
        } ],
        "metricLabel" : null },
      "visualizationType" : "Metric" },
    "reportId" : "00OD0000001g2nWMAQ",
    "title" : null,
    "type" : "Report"
  } ],
  "description" : null,
  "developerName" : "Simple_Dashboard",
  "filters" : [ {
    "name" : "Amount",
    "options" : [ {
      "alias" : null,
      "endValue" : null,
      "id" : "0ICD00000004CBiOAM",
      "operation" : "greaterThan",
      "startValue" : null,

```

```

        "value" : "USD 2000000"
      } ],
      "selectedOption" : null
    } ],
    "folderId" : "001R0000000DrojiAC",
    "id" : "01ZD00000007S89MAE",
    "layout" : {
      "columns" : [ {
        "components" : [ 0 ]
      } ]
    },
    "name" : "Simple Dashboard",
    "runningUser" : {
      "displayName" : "Allison Wheeler",
      "id" : "005D00000016V2qIAE"
    }
  }
}

```

SEE ALSO:

[Dashboard Results](#)

Filter Dashboard Results

You can filter dashboard results, status, or refresh requests, by using filter parameters.

Dashboard results are always unfiltered, unless you have specified filter parameters in your request. When requesting a dashboard result, status, or refresh, you can specify up to three optional filter parameters: `filter1`, `filter2` and `filter3`. These parameters allow you to apply filter options, which can be selected from the filters that are currently defined for the dashboard. Filters can be applied to the following requests:

- A GET request on the [Dashboard Results](#) resource: returns data filtered by the specified parameters.
- A PUT request on the [Dashboard Results](#) resource: refreshes the data that has been filtered by the specified parameters.
- A GET request on the [Dashboard Status](#) resource: returns status for the data that has been filtered by the specified parameters.

Example Usage

A dashboard with one filter ("Country") and two options ("United States" and "Canada") appears like this in the dashboard metadata:

```

{
  "dashboardMetadata" : {
    ...

    "filters" : [ {
      "name" : "Country",
      "options" : [ {
        "id" : "0ICxx0000000001GAA",
        "alias" : "United States",
        "operation" : "equals",
        "value" : "US",
        "startValue" : null,
        "endValue" : null
      } ], [ {

```

```

        "id" : "0ICxx0000000002GAA",
        "alias" : "Canada",
        "operation" : "equals",
        "value" : "CA",
        "startValue" : null,
        "endValue" : null
    } ],
    ...
}

```

To retrieve dashboard results with a filter of "Country equals Canada" you could make the following GET request:

```
/services/data/v31.0/analytics/dashboards/01Zxx000000000000?filter1=0ICxx0000000002GAA
```

SEE ALSO:

[Dashboard Results](#)

[Dashboard Status](#)

Get Dashboard Status

You can get the dashboard status by sending a GET request to the Dashboard Status resource.

Use the [Dashboard Status](#) resource to retrieve a status for each component of the dashboard. The components are listed in the order in which they were refreshed. The request returns `IDLE` if a component is not currently being refreshed, and `RUNNING` if a component is currently being refreshed.

Example Usage

To retrieve the status for a dashboard with an ID of `01ZD00000007QevMAE`, you could make the following request:

```
/services/data/v31.0/analytics/dashboards/01ZD00000007QevMAE/status
```

Example Response Body

The response contains the status for each component, along with the refresh date and time:

```

{
  "componentStatus" : [ {
    "componentId" : "01aD0000000J7M7",
    "refreshDate" : "2014-03-10T17:26:07.000+0000",
    "refreshStatus" : "IDLE"
  }, {
    "componentId" : "01aD0000000J7M9",
    "refreshDate" : "2014-03-10T17:26:08.000+0000",
    "refreshStatus" : "IDLE"
  }, {
    "componentId" : "01aD0000000J7MB",
    "refreshDate" : "2014-03-10T17:26:09.000+0000",
    "refreshStatus" : "IDLE"
  }
]
}

```

```
} 1  
}
```

SEE ALSO:

[Dashboard Status](#)

Refresh a Dashboard

You can refresh a dashboard by using a PUT Dashboard Results request.

Use a PUT request on the [Dashboard Results](#) resource to trigger a refresh of a dashboard. The refresh response returns the URL of the status resource after the refresh is triggered. If filter parameters are included in the PUT request, only the filtered data will be refreshed. For more information on filtering, see [Filter Dashboard Results](#).

Example Usage

The following PUT request refreshes the dashboard with the ID of 01ZD00000007S89MAE.

```
/services/data/v31.0/analytics/dashboards/01ZD00000007S89MAE
```

Example Request Body

None required.

Example Response Body

The response contains the status URL for the refreshed dashboard:

```
{  
  "statusUrl" : "/services/data/v31.0/analytics/dashboards/01ZD00000007S89MAE/status"  
}
```

SEE ALSO:

[Dashboard Results](#)

Save a Dashboard

You can save changes to a dashboard by sending a PATCH request to the Dashboard Results resource.

Use a PATCH request on the [Dashboard Results](#) resource to save changes to a dashboard.

Example Usage

```
/services/data/v31.0/analytics/dashboards/01ZD00000007S89MAE
```

Example Request Body

```
{  
  "dashboardMetadata" : {  
    "name" : "Sales Dashboard",  
  }  
}
```

Example Response Body

```
{
  "componentData" : [ {
    "componentId" : "01aD0000000a36LIAQ",
    "reportResult" : {
      "attributes" : null,
      "allData" : true,
      "factMap" : {
        "T!T" : {
          "aggregates" : [ {
            "label" : "USD 67,043,365.50",
            "value" : 67043365.50166918337345123291015625
          } ]
        },
        "0!T" : {
          "aggregates" : [ {
            "label" : "USD 10,083.33",
            "value" : 10083.333333333333939663134515285491943359375
          } ]
        },
        "1!T" : {
          "aggregates" : [ {
            "label" : "USD 25,016,768.67",
            "value" : 25016768.670066006481647491455078125
          } ]
        },
        "2!T" : {
          "aggregates" : [ {
            "label" : "USD 42,016,513.50",
            "value" : 42016513.49826984107494354248046875
          } ]
        }
      ],
      "groupingsAcross" : null,
      "groupingsDown" : [
        {
          "groupings" : [ ],
          "key" : "0",
          "label" : "-",
          "value" : null
        },
        {
          "groupings" : [ ],
          "key" : "1",
          "label" : "Existing Business",
          "value" : "Existing Business"
        },
        {
          "groupings" : [ ],
          "key" : "2",
          "label" : "New Business",
          "value" : "New Business"
        }
      ]
    },
    "hasDetailRows" : false,
  } ]
}
```

```

"reportExtendedMetadata" : {
  "aggregateColumnInfo" : {
    "s!AMOUNT" : {
      "acrossGroupingContext" : null,
      "dataType" : "currency",
      "downGroupingContext" : null,
      "label" : "Sum of Amount"
    }
  },
  "detailColumnInfo" : { },
  "groupingColumnInfo" : {
    "TYPE" : {
      "dataType" : "picklist",
      "groupingLevel" : 0,
      "label" : "Type"
    }
  }
},
"reportMetadata" : {
  "aggregates" : [ "s!AMOUNT" ],
  "chart" : null,
  "currency" : "USD",
  "description" : null,
  "detailColumns" : [ ],
  "developerName" : "Simple_Test",
  "division" : null,
  "folderId" : "001R0000000M8IiIAK",
  "groupingsAcross" : [ ],
  "groupingsDown" : [ {
    "dateGranularity" : "None",
    "name" : "TYPE",
    "sortAggregate" : null,
    "sortOrder" : "Asc"
  } ],
  "hasDetailRows" : false,
  "hasRecordCount" : true,
  "historicalSnapshotDates" : [ ],
  "id" : "00OD0000001g2nWMAQ",
  "name" : "Simple Test",
  "reportBooleanFilter" : null,
  "reportFilters" : [ ],
  "reportFormat" : "SUMMARY",
  "reportType" : {
    "label" : "Opportunities",
    "type" : "Opportunity"
  },
  "scope" : "organization",
  "showGrandTotal" : true,
  "showSubtotals" : true,
  "sortBy" : [ ],
  "standardDateFilter" : { "column" : "CLOSE_DATE", "durationValue" : "CUSTOM",
"endDate" : null, "startDate" : null },
  "standardFilters" : [
    { "name" : "open", "value" : "all" },

```

```

        { "name" : "probability", "value" : ">0" } ]
    },
    "status" : {
        "dataStatus" : "DATA",
        "errorCode" : null,
        "errorMessage" : null,
        "errorSeverity" : null,
        "refreshDate" : "2014-04-09T00:28:16.000+0000",
        "refreshStatus" : "IDLE"
    }
} ],
"dashboardMetadata" : {
    "attributes" : {
        "dashboardId" : "01ZD00000007S89MAE",
        "dashboardName" : "Service Dept Dashboard",
        "statusUrl" : "/services/data/v31.0/analytics/dashboards/01ZD00000007S89MAE/status",

        "type" : "Dashboard"
    },
    "canChangeRunningUser" : false,
    "components" : [ {
        "componentData" : 0,
        "footer" : null,
        "header" : null,
        "id" : "01aD0000000a36LIAQ",
        "properties" : {
            "aggregates" : [ { "name" : "s!AMOUNT" } ],
            "autoSelectColumns" : false,
            "groupings" : null,
            "maxRows" : null,
            "sort" : { "column" : "TYPE", "sortOrder" : "asc" },
            "useReportChart" : false,
            "visualizationProperties" : {
                "breakPoints" : [ {
                    "aggregateName" : "s!AMOUNT",
                    "breaks" : [
                        { "color" : "000000", "lowerBound" : null, "upperBound" : -1 },
                        { "color" : "000000", "lowerBound" : -1, "upperBound" : 0 },
                        { "color" : "000000", "lowerBound" : 0, "upperBound" : null } ]
                }
            ],
            "metricLabel" : null },
            "visualizationType" : "Metric" },
        "reportId" : "000D00000001g2nWMAQ",
        "title" : null,
        "type" : "Report"
    } ],
    "description" : null,
    "developerName" : "Simple_Dashboard",
    "filters" : [ {
        "name" : "Amount",
        "options" : [ {
            "alias" : null,

```

```

        "endValue" : null,
        "id" : "0ICD00000004CBiOAM",
        "operation" : "greaterThan",
        "startValue" : null,
        "value" : "USD 2000000"
      } ],
      "selectedOption" : null
    } ],
    "folderId" : "001R0000000DrojiAC",
    "id" : "01ZD00000007S89MAE",
    "layout" : {
      "columns" : [ {
        "components" : [ 0 ]
      } ]
    },
    "name" : "Simple Dashboard",
    "runningUser" : {
      "displayName" : "Allison Wheeler",
      "id" : "005D00000016V2qIAE"
    }
  }
}

```

Set a Sticky Dashboard Filter

Set a default filter value which gets applied to a dashboard when you open it. The default filter value you specify only applies to you (other people won't see it when they open the dashboard). If you change the filter value while viewing the dashboard, then the filter value you set in the user interface overwrites the value you set via the API. To set sticky filters for a dashboard, `canUseStickyFilter` must equal `true`.

Use a PATCH request on the [Dashboard Results](#) resource and append the parameter `isStickyFilterSave=true` to set a sticky filter.

In the request body, set the `selectedOption` property to the index of the filter option you'd like to apply.

Example Usage

```
/services/data/v40.0/analytics/dashboards/0IBR00000004D4iOAE?isStickyFilterSave=true
```

Example Request Body

```

{
  "filters" : [ {
    "errorMessage" : null,
    "id" : "0IBR00000004D4iOAE",
    "name" : "Billing City",
    "options" : [ {
      "alias" : "New York City",
      "endValue" : null,
      "id" : "0ICR00000004FtQOAU",
      "operation" : "equals",
      "startValue" : null,
      "value" : "New York City"
    }, {

```

```

    "alias" : "Chicago",
    "endValue" : null,
    "id" : "0ICR00000004FtROAU",
    "operation" : "equals",
    "startValue" : null,
    "value" : "Chicago"
  }, {
    "alias" : "Los Angeles",
    "endValue" : null,
    "id" : "0ICR00000004FtSOAU",
    "operation" : "equals",
    "startValue" : null,
    "value" : "Los Angeles"
  }
],
"selectedOption" : 1
}
]
}

```

Example Response Body

If successful, an empty response body is returned.

Return Details About Dashboard Components

Get details about one or more dashboard components using a POST request.

Use a POST request on the [Dashboard Results](#) resource to get details about one or more dashboard components. Specify which dashboard components you want details about using `componentIds` in the request body. Available in API versions 36.0 and later.

Example Usage

```
/services/data/v36.0/analytics/dashboards/01ZR00000008h2EMAQ
```

Example Request Body

```

{
  "componentIds": ["01aR00000005aT4IAI", "01aR00000005aT5IAI"]
}

```

Example Response Body

```

{
  "attributes" : {
    "dashboardId" : "01ZR00000008h2EMAQ",
    "dashboardName" : "Liz's Sales Manager Dashboard",
    "describeUrl" :
"/services/data/v37.0/analytics/dashboards/01ZR00000008h2EMAQ/describe",
    "statusUrl" : "/services/data/v37.0/analytics/dashboards/01ZR00000008h2EMAQ/status",

    "type" : "Dashboard"
  },
  "componentData" : [ {
    "componentId" : "01aR00000005aT4IAI",
    "reportResult" : {

```

```

"attributes" : null,
"allData" : true,
"factMap" : {
  "0!T" : {
    "aggregates" : [ {
      "label" : "$10,000.00",
      "value" : 10000
    } ]
  },
  "1!T" : {
    "aggregates" : [ {
      "label" : "$110,000.00",
      "value" : 110000
    } ]
  },
  "0_0!T" : {
    "aggregates" : [ {
      "label" : "$10,000.00",
      "value" : 10000
    } ]
  },
  "2_2!T" : {
    "aggregates" : [ {
      "label" : "$143.00",
      "value" : 143
    } ]
  },
  "2!T" : {
    "aggregates" : [ {
      "label" : "$400,398.00",
      "value" : 400398
    } ]
  },
  "0_1!T" : {
    "aggregates" : [ {
      "label" : "$0.00",
      "value" : 0
    } ]
  },
  "2_3!T" : {
    "aggregates" : [ {
      "label" : "$100,017.00",
      "value" : 100017
    } ]
  },
  "T!T" : {
    "aggregates" : [ {
      "label" : "$520,398.00",
      "value" : 520398
    } ]
  },
  "2_0!T" : {
    "aggregates" : [ {
      "label" : "$138.00",

```

```

        "value" : 138
      } ]
    },
    "1_0!T" : {
      "aggregates" : [ {
        "label" : "$110,000.00",
        "value" : 110000
      } ]
    },
    "2_1!T" : {
      "aggregates" : [ {
        "label" : "$300,100.00",
        "value" : 300100
      } ]
    }
  ],
  "groupingsAcross" : null,
  "groupingsDown" : {
    "groupings" : [ {
      "groupings" : [ {
        "groupings" : [ ],
        "key" : "0_0",
        "label" : "-",
        "value" : null
      }, {
        "groupings" : [ ],
        "key" : "0_1",
        "label" : "-",
        "value" : null
      } ],
      "key" : "0",
      "label" : "January 2016",
      "value" : "January 2016"
    }, {
      "groupings" : [ {
        "groupings" : [ ],
        "key" : "1_0",
        "label" : "-",
        "value" : null
      } ],
      "key" : "1",
      "label" : "February 2016",
      "value" : "February 2016"
    }, {
      "groupings" : [ {
        "groupings" : [ ],
        "key" : "2_0",
        "label" : "-",
        "value" : null
      }, {
        "groupings" : [ ],
        "key" : "2_1",
        "label" : "-",
        "value" : null
      } ],
      "key" : "2",
      "label" : "March 2016",
      "value" : "March 2016"
    }
  ],
  "groupingsUp" : {
    "groupings" : [ {
      "groupings" : [ ],
      "key" : "0",
      "label" : "January 2016",
      "value" : "January 2016"
    }, {
      "groupings" : [ ],
      "key" : "1",
      "label" : "February 2016",
      "value" : "February 2016"
    }, {
      "groupings" : [ ],
      "key" : "2",
      "label" : "March 2016",
      "value" : "March 2016"
    }
  ],
  "key" : "0",
  "label" : "January 2016",
  "value" : "January 2016"
}

```

```

    }, {
      "groupings" : [ ],
      "key" : "2_2",
      "label" : "-",
      "value" : null
    }, {
      "groupings" : [ ],
      "key" : "2_3",
      "label" : "-",
      "value" : null
    } ],
    "key" : "2",
    "label" : "March 2016",
    "value" : "March 2016"
  } ]
},
"hasDetailRows" : false,
"reportExtendedMetadata" : {
  "aggregateColumnInfo" : {
    "s!AMOUNT" : {
      "dataType" : "currency",
      "label" : "Sum of Amount"
    }
  },
  "detailColumnInfo" : { },
  "groupingColumnInfo" : {
    "ACCOUNT_NAME" : {
      "dataType" : "string",
      "groupingLevel" : 0,
      "label" : "Account Name"
    },
    "CLOSE_DATE" : {
      "dataType" : "date",
      "groupingLevel" : 0,
      "label" : "Close Date"
    }
  }
},
"reportMetadata" : {
  "aggregates" : [ "s!AMOUNT" ],
  "buckets" : [ {
    "bucketType" : "picklist",
    "developerName" : "BucketField_47575792",
    "label" : "Industry",
    "nullTreatedAsZero" : false,
    "otherBucketLabel" : null,
    "sourceColumnName" : "INDUSTRY",
    "values" : [ {
      "label" : "Technology",
      "rangeUpperBound" : null,
      "sourceDimensionValues" : [ "Agriculture", "Apparel", "Banking",
"Biotechnology", "Chemicals", "Communications", "Construction", "Consulting", "Education",
"Electronics" ]
    } ], {

```

```

        "label" : "Energy",
        "rangeUpperBound" : null,
        "sourceDimensionValues" : [ "Energy", "Engineering", "Entertainment",
"Environmental", "Finance", "Food & Beverage", "Government", "Healthcare", "Hospitality",
"Insurance", "Machinery", "Manufacturing" ]
      }, {
        "label" : "Healthcare",
        "rangeUpperBound" : null,
        "sourceDimensionValues" : [ "Media", "Not For Profit", "Other", "Recreation",
"Retail", "Shipping", "Technology", "Telecommunications", "Transportation", "Utilities"
]
      }
    ], {
      "bucketType" : "picklist",
      "developerName" : "BucketField_36625466",
      "label" : "Stage",
      "nullTreatedAsZero" : false,
      "otherBucketLabel" : null,
      "sourceColumnName" : "STAGE_NAME",
      "values" : [ {
        "label" : "Early",
        "rangeUpperBound" : null,
        "sourceDimensionValues" : [ "Prospecting", "Qualification", "Needs Analysis"
]
      }, {
        "label" : "Late",
        "rangeUpperBound" : null,
        "sourceDimensionValues" : [ "Value Proposition", "Id. Decision Makers",
"Perception Analysis", "Proposal/Price Quote", "Negotiation/Review" ]
      }, {
        "label" : "Won",
        "rangeUpperBound" : null,
        "sourceDimensionValues" : [ "Closed Won" ]
      }, {
        "label" : "Lost",
        "rangeUpperBound" : null,
        "sourceDimensionValues" : [ "Closed Lost" ]
      }
    ]
  }, {
    "chart" : null,
    "crossFilters" : [ ],
    "currency" : null,
    "description" : null,
    "detailColumns" : [ ],
    "developerName" : "Deals_Closing_This_Quarter",
    "division" : null,
    "folderId" : "001R0000000M8IiIAK",
    "groupingsAcross" : [ ],
    "groupingsDown" : [ {
      "dateGranularity" : "None",
      "name" : "ACCOUNT_NAME",
      "sortAggregate" : null,
      "sortOrder" : "Asc"
    } ], {

```

```

        "dateGranularity" : "Month",
        "name" : "CLOSE_DATE",
        "sortAggregate" : null,
        "sortOrder" : "Asc"
    } ],
    "hasDetailRows" : false,
    "hasRecordCount" : true,
    "historicalSnapshotDates" : [ ],
    "id" : "00OR0000000K2UeMAK",
    "name" : "Deals Closing This Quarter",
    "reportBooleanFilter" : null,
    "reportFilters" : [ {
        "column" : "BucketField_36625466",
        "isRunPageEditable" : true,
        "operator" : "equals",
        "value" : "Early,Late"
    }, {
        "column" : "TYPE",
        "isRunPageEditable" : true,
        "operator" : "equals",
        "value" : "Existing Business,New Business"
    } ],
    "reportFormat" : "SUMMARY",
    "reportType" : {
        "label" : "Opportunities",
        "type" : "Opportunity"
    },
    "scope" : "organization",
    "showGrandTotal" : true,
    "showSubtotals" : true,
    "sortBy" : [ ],
    "standardDateFilter" : {
        "column" : "CLOSE_DATE",
        "durationValue" : "THIS_FISCAL_QUARTER",
        "endDate" : "2016-06-30",
        "startDate" : "2016-04-01"
    },
    "standardFilters" : [ {
        "name" : "open",
        "value" : "all"
    }, {
        "name" : "probability",
        "value" : ">0"
    } ]
    }
},
"status" : {
    "dataStatus" : "DATA",
    "errorCode" : null,
    "errorMessage" : null,
    "errorSeverity" : null,
    "refreshDate" : "2016-03-22T18:24:39.000+0000",
    "refreshStatus" : "IDLE"
}

```

```

}, {
  "componentId" : "01aR00000005aT5IAI",
  "reportResult" : {
    "attributes" : null,
    "allData" : true,
    "factMap" : {
      "0!T" : {
        "aggregates" : [ {
          "label" : "$634,493.00",
          "value" : 634493
        } ]
      },
      "1!T" : {
        "aggregates" : [ {
          "label" : "$590,036.00",
          "value" : 590036
        } ]
      },
      "0_0!T" : {
        "aggregates" : [ {
          "label" : "$14.00",
          "value" : 14
        } ]
      },
      "2!T" : {
        "aggregates" : [ {
          "label" : "$1,330,035.00",
          "value" : 1330035
        } ]
      },
      "0_1!T" : {
        "aggregates" : [ {
          "label" : "$36,021.00",
          "value" : 36021
        } ]
      },
      "0_2!T" : {
        "aggregates" : [ {
          "label" : "$5,000.00",
          "value" : 5000
        } ]
      },
      "1_3!T" : {
        "aggregates" : [ {
          "label" : "$500,000.00",
          "value" : 500000
        } ]
      },
      "T!T" : {
        "aggregates" : [ {
          "label" : "$2,554,564.00",
          "value" : 2554564
        } ]
      }
    }
  },

```

```

"0_3!T" : {
  "aggregates" : [ {
    "label" : "$440,000.00",
    "value" : 440000
  } ]
},
"1_4!T" : {
  "aggregates" : [ {
    "label" : "$13.00",
    "value" : 13
  } ]
},
"0_4!T" : {
  "aggregates" : [ {
    "label" : "$20,000.00",
    "value" : 20000
  } ]
},
"1_1!T" : {
  "aggregates" : [ {
    "label" : "$11.00",
    "value" : 11
  } ]
},
"0_5!T" : {
  "aggregates" : [ {
    "label" : "$90,000.00",
    "value" : 90000
  } ]
},
"1_2!T" : {
  "aggregates" : [ {
    "label" : "$40,000.00",
    "value" : 40000
  } ]
},
"0_6!T" : {
  "aggregates" : [ {
    "label" : "$43,320.00",
    "value" : 43320
  } ]
},
"0_7!T" : {
  "aggregates" : [ {
    "label" : "$138.00",
    "value" : 138
  } ]
},
"1_0!T" : {
  "aggregates" : [ {
    "label" : "$50,012.00",
    "value" : 50012
  } ]
},

```

```

    "2_2!T" : {
      "aggregates" : [ {
        "label" : "$100,017.00",
        "value" : 100017
      } ]
    },
    "2_3!T" : {
      "aggregates" : [ {
        "label" : "$20,018.00",
        "value" : 20018
      } ]
    },
    "2_4!T" : {
      "aggregates" : [ {
        "label" : "$0.00",
        "value" : 0
      } ]
    },
    "2_0!T" : {
      "aggregates" : [ {
        "label" : "$100,000.00",
        "value" : 100000
      } ]
    },
    "2_1!T" : {
      "aggregates" : [ {
        "label" : "$1,110,000.00",
        "value" : 1110000
      } ]
    }
  ],
  "groupingsAcross" : null,
  "groupingsDown" : {
    "groupings" : [ {
      "groupings" : [ {
        "groupings" : [ ],
        "key" : "0_0",
        "label" : "March 2013",
        "value" : "2013-03-01"
      } ], {
        "groupings" : [ ],
        "key" : "0_1",
        "label" : "July 2015",
        "value" : "2015-07-01"
      } ], {
        "groupings" : [ ],
        "key" : "0_2",
        "label" : "August 2015",
        "value" : "2015-08-01"
      } ], {
        "groupings" : [ ],
        "key" : "0_3",
        "label" : "September 2015",
        "value" : "2015-09-01"
      } ]
    }
  ]
}

```

```

    }, {
      "groupings" : [ ],
      "key" : "0_4",
      "label" : "October 2015",
      "value" : "2015-10-01"
    }, {
      "groupings" : [ ],
      "key" : "0_5",
      "label" : "November 2015",
      "value" : "2015-11-01"
    }, {
      "groupings" : [ ],
      "key" : "0_6",
      "label" : "December 2015",
      "value" : "2015-12-01"
    }, {
      "groupings" : [ ],
      "key" : "0_7",
      "label" : "March 2016",
      "value" : "2016-03-01"
    } ],
    "key" : "0",
    "label" : "Manufacturing",
    "value" : "Manufacturing"
  }, {
    "groupings" : [ {
      "groupings" : [ ],
      "key" : "1_0",
      "label" : "February 2013",
      "value" : "2013-02-01"
    }, {
      "groupings" : [ ],
      "key" : "1_1",
      "label" : "February 2015",
      "value" : "2015-02-01"
    }, {
      "groupings" : [ ],
      "key" : "1_2",
      "label" : "September 2015",
      "value" : "2015-09-01"
    }, {
      "groupings" : [ ],
      "key" : "1_3",
      "label" : "February 2016",
      "value" : "2016-02-01"
    }, {
      "groupings" : [ ],
      "key" : "1_4",
      "label" : "April 2016",
      "value" : "2016-04-01"
    } ],
    "key" : "1",
    "label" : "Media",
    "value" : "Media"
  }

```

```

    }, {
      "groupings" : [ {
        "groupings" : [ ],
        "key" : "2_0",
        "label" : "November 2015",
        "value" : "2015-11-01"
      } ], {
        "groupings" : [ ],
        "key" : "2_1",
        "label" : "December 2015",
        "value" : "2015-12-01"
      } ], {
        "groupings" : [ ],
        "key" : "2_2",
        "label" : "March 2016",
        "value" : "2016-03-01"
      } ], {
        "groupings" : [ ],
        "key" : "2_3",
        "label" : "May 2016",
        "value" : "2016-05-01"
      } ], {
        "groupings" : [ ],
        "key" : "2_4",
        "label" : "June 2016",
        "value" : "2016-06-01"
      } ],
      "key" : "2",
      "label" : "Technology",
      "value" : "Technology"
    } ]
  },
  "hasDetailRows" : false,
  "reportExtendedMetadata" : {
    "aggregateColumnInfo" : {
      "s!AMOUNT" : {
        "dataType" : "currency",
        "label" : "Sum of Amount"
      }
    },
    "detailColumnInfo" : { },
    "groupingColumnInfo" : {
      "INDUSTRY" : {
        "dataType" : "picklist",
        "groupingLevel" : 0,
        "label" : "Industry"
      },
      "CLOSE_DATE" : {
        "dataType" : "date",
        "groupingLevel" : 0,
        "label" : "Close Date"
      }
    }
  }
},

```

```

"reportMetadata" : {
  "aggregates" : [ "s!AMOUNT" ],
  "buckets" : [ {
    "bucketType" : "picklist",
    "developerName" : "BucketField_47575792",
    "label" : "Industry",
    "nullTreatedAsZero" : false,
    "otherBucketLabel" : null,
    "sourceColumnName" : "INDUSTRY",
    "values" : [ {
      "label" : "Technology",
      "rangeUpperBound" : null,
      "sourceDimensionValues" : [ "Agriculture", "Apparel", "Banking",
"Biotechnology", "Chemicals", "Communications", "Construction", "Consulting", "Education",
"Electronics" ]
    }, {
      "label" : "Energy",
      "rangeUpperBound" : null,
      "sourceDimensionValues" : [ "Energy", "Engineering", "Entertainment",
"Environmental", "Finance", "Food & Beverage", "Government", "Healthcare", "Hospitality",
"Insurance", "Machinery", "Manufacturing" ]
    }, {
      "label" : "Healthcare",
      "rangeUpperBound" : null,
      "sourceDimensionValues" : [ "Media", "Not For Profit", "Other", "Recreation",
"Retail", "Shipping", "Technology", "Telecommunications", "Transportation", "Utilities"
    ]
  } ]
}, {
  "bucketType" : "picklist",
  "developerName" : "BucketField_36625466",
  "label" : "Stage",
  "nullTreatedAsZero" : false,
  "otherBucketLabel" : null,
  "sourceColumnName" : "STAGE_NAME",
  "values" : [ {
    "label" : "Early",
    "rangeUpperBound" : null,
    "sourceDimensionValues" : [ "Prospecting", "Qualification", "Needs Analysis"
  ]
}, {
  "label" : "Late",
  "rangeUpperBound" : null,
  "sourceDimensionValues" : [ "Value Proposition", "Id. Decision Makers",
"Perception Analysis", "Proposal/Price Quote", "Negotiation/Review" ]
}, {
  "label" : "Won",
  "rangeUpperBound" : null,
  "sourceDimensionValues" : [ "Closed Won" ]
}, {
  "label" : "Lost",
  "rangeUpperBound" : null,
  "sourceDimensionValues" : [ "Closed Lost" ]
} ]
} ]

```

```

    } ],
    "chart" : null,
    "crossFilters" : [ ],
    "currency" : null,
    "description" : null,
    "detailColumns" : [ ],
    "developerName" : "Pipeline_By_Industry1",
    "division" : null,
    "folderId" : "005R0000000Hv5rIAC",
    "groupingsAcross" : [ ],
    "groupingsDown" : [ {
      "dateGranularity" : "None",
      "name" : "INDUSTRY",
      "sortAggregate" : null,
      "sortOrder" : "Asc"
    }, {
      "dateGranularity" : "Month",
      "name" : "CLOSE_DATE",
      "sortAggregate" : null,
      "sortOrder" : "Asc"
    } ],
    "hasDetailRows" : true,
    "hasRecordCount" : false,
    "historicalSnapshotDates" : [ ],
    "id" : "00OR0000000OgsOMAS",
    "name" : "Copy of Pipeline By Industry",
    "reportBooleanFilter" : null,
    "reportFilters" : [ {
      "column" : "ACCOUNT_TYPE",
      "isRunPageEditable" : false,
      "operator" : "lessOrEqual",
      "value" : "Integrator,Partner,Prospect"
    }, {
      "column" : "INDUSTRY",
      "isRunPageEditable" : true,
      "operator" : "notEqual",
      "value" : ""
    } ],
    "reportFormat" : "SUMMARY",
    "reportType" : {
      "label" : "Opportunities",
      "type" : "Opportunity"
    },
    "scope" : "organization",
    "showGrandTotal" : true,
    "showSubtotals" : true,
    "sortBy" : [ ],
    "standardDateFilter" : {
      "column" : "CLOSE_DATE",
      "durationValue" : "CUSTOM",
      "endDate" : null,
      "startDate" : null
    },
    "standardFilters" : [ {

```

```

        "name" : "open",
        "value" : "all"
      }, {
        "name" : "probability",
        "value" : ">0"
      } ]
    }
  },
  "status" : {
    "dataStatus" : "DATA",
    "errorCode" : null,
    "errorMessage" : null,
    "errorSeverity" : null,
    "refreshDate" : "2016-03-22T18:24:39.000+0000",
    "refreshStatus" : "IDLE"
  }
},
"dashboardMetadata" : {
  "canChangeRunningUser" : false,
  "components" : [ {
    "componentData" : 0,
    "footer" : null,
    "header" : "Pipeline This Quarter",
    "id" : "01aR00000005aT4IAI",
    "properties" : {
      "aggregates" : [ {
        "name" : "s!AMOUNT"
      } ],
      "autoSelectColumns" : false,
      "filterColumns" : [ ],
      "groupings" : null,
      "maxRows" : null,
      "sort" : null,
      "useReportChart" : false,
      "visualizationProperties" : {
        "breakPoints" : [ {
          "aggregateName" : "s!AMOUNT",
          "breaks" : [ {
            "color" : "c23934",
            "lowerBound" : 0,
            "upperBound" : 200000
          }, {
            "color" : "ffb75d",
            "lowerBound" : 200000,
            "upperBound" : 400000
          }, {
            "color" : "00716b",
            "lowerBound" : 400000,
            "upperBound" : 600000
          } ]
        } ]
      }
    },
    "showPercentages" : true,
    "showTotal" : true
  } ],
}
```

```

        "visualizationType" : "Gauge"
    },
    "reportId" : "00OR0000000K2UeMAK",
    "title" : null,
    "type" : "Report"
}, {
    "componentData" : 1,
    "footer" : null,
    "header" : "Pipeline by Industry",
    "id" : "01aR00000005aT5IAI",
    "properties" : {
        "aggregates" : [ {
            "name" : "s!AMOUNT"
        } ],
        "autoSelectColumns" : false,
        "filterColumns" : [ ],
        "groupings" : [ {
            "name" : "INDUSTRY"
        } ],
        "maxRows" : null,
        "sort" : {
            "column" : "INDUSTRY",
            "sortOrder" : "asc"
        },
        "useReportChart" : false,
        "visualizationProperties" : {
            "combineSmallGroups" : false,
            "legendPosition" : "Bottom",
            "showPercentages" : false,
            "showTotal" : false,
            "showValues" : false
        },
        "visualizationType" : "Donut"
    },
    "reportId" : "00OR00000000gsOMAS",
    "title" : null,
    "type" : "Report"
} ],
"description" : null,
"developerName" : "yTtOilrkFGewFKpFUOscDuukUApfxH",
"filters" : [ ],
"folderId" : "001R00000000DnRZIA0",
"id" : "01ZR000000008h2EMAQ",
"layout" : {
    "components" : [ {
        "colspan" : 3,
        "column" : 0,
        "row" : 0,
        "rowspan" : 4
    }, {
        "colspan" : 3,
        "column" : 0,
        "row" : 4,
        "rowspan" : 4
    }

```

```

    } ],
    "gridLayout" : true,
    "numColumns" : 9,
    "rowHeight" : 80
  },
  "name" : "Liz's Sales Manager Dashboard",
  "runningUser" : {
    "displayName" : "Vandelay Art",
    "id" : "005R0000000Hv5rIAC"
  }
}
}
}

```

Get Dashboard Metadata

Get details about dashboard metadata using a GET request.

Use a GET request on the [Dashboard Describe](#) resource to get metadata for the specified dashboard, including dashboard components, filters, layout, and the running user.

Example Usage

```
/services/data/v37.0/analytics/dashboards/01ZR00000004SknMAE/describe
```

Example Response Body

```

{
  "canChangeRunningUser" : true,
  "components" : [ {
    "componentData" : 0,
    "footer" : null,
    "header" : null,
    "id" : "01aR000000005kCmIAI",
    "properties" : {
      "aggregates" : [ {
        "name" : "s!AMOUNT"
      } ],
      "autoSelectColumns" : true,
      "filterColumns" : [ {
        "label" : "Closed",
        "name" : "CLOSED"
      }, {
        "label" : "Account Type",
        "name" : "ACCOUNT_TYPE"
      }, {
        "label" : "Annual Revenue",
        "name" : "SALES"
      } ],
      "groupings" : [ {
        "name" : "STAGE_NAME"
      } ],
      "maxRows" : null,
      "sort" : {
        "column" : "STAGE_NAME",

```

```

        "sortOrder" : "asc"
    },
    "useReportChart" : false,
    "visualizationProperties" : {
        "axisRange" : {
            "max" : null,
            "min" : null,
            "rangeType" : "auto"
        },
        "groupByType" : "cumulative",
        "legendPosition" : "Bottom",
        "showValues" : false
    },
    "visualizationType" : "Line"
},
"reportId" : "00OR0000000JizXMAS",
"title" : null,
"type" : "Report"
}, {
    "componentData" : 1,
    "footer" : null,
    "header" : null,
    "id" : "01aR00000005awVIAQ",
    "properties" : {
        "aggregates" : [ {
            "name" : "s!AMOUNT"
        } ],
        "autoSelectColumns" : true,
        "filterColumns" : [ {
            "label" : "Closed",
            "name" : "CLOSED"
        }, {
            "label" : "Account Type",
            "name" : "ACCOUNT_TYPE"
        }, {
            "label" : "Annual Revenue",
            "name" : "SALES"
        } ],
        "groupings" : [ {
            "name" : "STAGE_NAME"
        } ],
        "maxRows" : null,
        "sort" : {
            "column" : "STAGE_NAME",
            "sortOrder" : "asc"
        },
        "useReportChart" : false,
        "visualizationProperties" : {
            "combineSmallGroups" : true,
            "legendPosition" : "Bottom",
            "showPercentages" : false,
            "showValues" : true
        },
        "visualizationType" : "Funnel"
    }
}

```

```

    },
    "reportId" : "000R00000000FXeMAO",
    "title" : null,
    "type" : "Report"
  }, {
    "componentData" : 2,
    "footer" : null,
    "header" : null,
    "id" : "01aR00000005awTIAQ",
    "properties" : {
      "aggregates" : [ {
        "name" : "s!AMOUNT"
      } ],
      "autoSelectColumns" : true,
      "filterColumns" : [ {
        "label" : "Closed",
        "name" : "CLOSED"
      } ], {
        "label" : "Account Type",
        "name" : "ACCOUNT_TYPE"
      }, {
        "label" : "Annual Revenue",
        "name" : "SALES"
      } ],
      "groupings" : null,
      "maxRows" : null,
      "sort" : null,
      "useReportChart" : false,
      "visualizationProperties" : {
        "breakPoints" : [ {
          "aggregateName" : "s!AMOUNT",
          "breaks" : [ {
            "color" : "c25454",
            "lowerBound" : 100000,
            "upperBound" : 300000
          }, {
            "color" : "c2c254",
            "lowerBound" : 300000,
            "upperBound" : 800000
          }, {
            "color" : "54c254",
            "lowerBound" : 800000,
            "upperBound" : 1000000
          } ]
        } ],
        "showPercentages" : false,
        "showTotal" : false
      }
    },
    "visualizationType" : "Gauge"
  },
  "reportId" : "000R00000000JizXMAS",
  "title" : null,
  "type" : "Report"
}, {

```

```

"componentData" : 3,
"footer" : null,
"header" : null,
"id" : "01aR00000005kCnIAI",
"properties" : {
  "aggregates" : [ {
    "name" : "s!AMOUNT"
  }, {
    "name" : "a!AMOUNT"
  } ],
  "autoSelectColumns" : false,
  "filterColumns" : [ {
    "label" : "Closed",
    "name" : "CLOSED"
  }, {
    "label" : "Account Type",
    "name" : "ACCOUNT_TYPE"
  }, {
    "label" : "Annual Revenue",
    "name" : "SALES"
  } ],
  "groupings" : [ {
    "name" : "STAGE_NAME"
  }, {
    "name" : "TYPE"
  } ],
  "maxRows" : null,
  "sort" : {
    "column" : "STAGE_NAME",
    "sortOrder" : "asc"
  },
  "useReportChart" : false,
  "visualizationProperties" : {
    "axisRange" : {
      "max" : null,
      "min" : null,
      "rangeType" : "auto"
    },
    "groupByType" : "grouped",
    "legendPosition" : "Bottom"
  },
  "visualizationType" : "Scatter"
},
"reportId" : "000R0000000JizXMAS",
"title" : null,
"type" : "Report"
}, {
  "componentData" : 4,
  "footer" : null,
  "header" : "My Table",
  "id" : "01aR00000005awUIAQ",
  "properties" : {
    "aggregates" : [ {
      "name" : "s!AMOUNT"
    }

```

```

    } ],
    "autoSelectColumns" : false,
    "filterColumns" : [ {
      "label" : "Closed",
      "name" : "CLOSED"
    }, {
      "label" : "Account Type",
      "name" : "ACCOUNT_TYPE"
    }, {
      "label" : "Annual Revenue",
      "name" : "SALES"
    } ],
    "groupings" : [ {
      "name" : "INDUSTRY"
    }, {
      "name" : "CLOSE_DATE"
    } ],
    "maxRows" : null,
    "sort" : {
      "column" : "INDUSTRY",
      "sortOrder" : "asc"
    },
    "useReportChart" : false,
    "visualizationProperties" : {
      "breakPoints" : [ {
        "aggregateName" : "s!AMOUNT",
        "breaks" : [ {
          "color" : "c25454",
          "lowerBound" : null,
          "upperBound" : null
        }, {
          "color" : "c2c254",
          "lowerBound" : null,
          "upperBound" : null
        }, {
          "color" : "54c254",
          "lowerBound" : null,
          "upperBound" : null
        } ]
      } ],
      "tableColumns" : [ {
        "column" : "INDUSTRY",
        "isPercent" : false,
        "scale" : null,
        "showTotal" : false,
        "type" : "grouping"
      }, {
        "column" : "CLOSE_DATE",
        "isPercent" : false,
        "scale" : null,
        "showTotal" : false,
        "type" : "grouping"
      }, {
        "column" : "s!AMOUNT",

```

```

        "isPercent" : false,
        "scale" : null,
        "showTotal" : true,
        "type" : "aggregate"
    } ]
},
"visualizationType" : "Table"
},
"reportId" : "00OR0000000OgsOMAS",
"title" : "My Table",
"type" : "Report"
}, {
    "componentData" : 5,
    "footer" : null,
    "header" : null,
    "id" : "01aR00000005kCoIAI",
    "properties" : {
        "aggregates" : [ {
            "name" : "s!AMOUNT"
        } ],
        "autoSelectColumns" : false,
        "filterColumns" : [ {
            "label" : "Closed",
            "name" : "CLOSED"
        }, {
            "label" : "Account Type",
            "name" : "ACCOUNT_TYPE"
        }, {
            "label" : "Annual Revenue",
            "name" : "SALES"
        } ],
        "groupings" : [ {
            "name" : "STAGE_NAME"
        }, {
            "name" : "TYPE"
        } ],
        "maxRows" : null,
        "sort" : {
            "column" : "STAGE_NAME",
            "sortOrder" : "asc"
        },
        "useReportChart" : false,
        "visualizationProperties" : {
            "aggregateVisualizationInfos" : [ {
                "axis" : "Y2",
                "visualizationType" : "Column"
            } ],
            "axisRange" : {
                "max" : null,
                "min" : null,
                "rangeType" : "auto"
            },
            "groupByType" : "grouped",
            "legendPosition" : "Bottom",

```

```

        "showValues" : false
    },
    "visualizationType" : "Column"
},
"reportId" : "00OR0000000JizXMAS",
"title" : null,
"type" : "Report"
}, {
    "componentData" : 6,
    "footer" : null,
    "header" : null,
    "id" : "01aR00000005kCpIAI",
    "properties" : {
        "aggregates" : [ {
            "name" : "s!AMOUNT"
        }, {
            "name" : "a!AMOUNT"
        } ],
        "autoSelectColumns" : false,
        "filterColumns" : [ {
            "label" : "Closed",
            "name" : "CLOSED"
        }, {
            "label" : "Account Type",
            "name" : "ACCOUNT_TYPE"
        }, {
            "label" : "Annual Revenue",
            "name" : "SALES"
        } ],
        "groupings" : [ {
            "name" : "STAGE_NAME"
        } ],
        "maxRows" : null,
        "sort" : {
            "column" : "STAGE_NAME",
            "sortOrder" : "asc"
        },
        "useReportChart" : false,
        "visualizationProperties" : {
            "axisRange" : {
                "max" : null,
                "min" : null,
                "rangeType" : "auto"
            },
            "groupByType" : "none",
            "legendPosition" : "Bottom",
            "showValues" : false
        },
        "visualizationType" : "Bar"
    },
    "reportId" : "00OR0000000JizXMAS",
    "title" : null,
    "type" : "Report"
} ],

```

```

"description" : null,
"developerName" : "Filtered_Dashboard",
"filters" : [ {
  "errorMessage" : null,
  "id" : "0IBR00000004CElOAM",
  "name" : "Closed",
  "options" : [ {
    "alias" : "Open",
    "endValue" : null,
    "id" : "0ICR00000004CG4OAM",
    "operation" : "equals",
    "startValue" : null,
    "value" : "True"
  }, {
    "alias" : "Closed",
    "endValue" : null,
    "id" : "0ICR00000004CG5OAM",
    "operation" : "equals",
    "startValue" : null,
    "value" : "False"
  } ],
  "selectedOption" : null
}, {
  "errorMessage" : null,
  "id" : "0IBR00000004CEmOAM",
  "name" : "Account Type",
  "options" : [ {
    "alias" : null,
    "endValue" : null,
    "id" : "0ICR00000004CG6OAM",
    "operation" : "equals",
    "startValue" : null,
    "value" : "Analyst"
  }, {
    "alias" : null,
    "endValue" : null,
    "id" : "0ICR00000004CG7OAM",
    "operation" : "equals",
    "startValue" : null,
    "value" : "Competitor"
  }, {
    "alias" : null,
    "endValue" : null,
    "id" : "0ICR00000004CG8OAM",
    "operation" : "equals",
    "startValue" : null,
    "value" : "Press,Prospect,Reseller"
  }, {
    "alias" : null,
    "endValue" : null,
    "id" : "0ICR00000004CG9OAM",
    "operation" : "notEqual",
    "startValue" : null,
    "value" : "Other"
  } ]
} ]

```

```

    }, {
      "alias" : "Outsiders",
      "endValue" : null,
      "id" : "0ICR00000004CGAOA2",
      "operation" : "lessOrEqual",
      "startValue" : null,
      "value" : "Integrator,Partner,Prospect"
    } ],
    "selectedOption" : null
  }, {
    "errorMessage" : null,
    "id" : "0IBR0000000007cOAA",
    "name" : "Annual Revenue",
    "options" : [ {
      "alias" : null,
      "endValue" : null,
      "id" : "0ICR000000000A5OAI",
      "operation" : "lessThan",
      "startValue" : null,
      "value" : "\"400,000\""
    } ],
    "selectedOption" : null
  } ],
  "folderId" : "001R0000000DnRZIA0",
  "id" : "01ZR00000004SknMAE",
  "layout" : {
    "columns" : [ {
      "components" : [ 0, 1, 2 ]
    }, {
      "components" : [ 3, 4 ]
    }, {
      "components" : [ 5, 6 ]
    } ],
    "gridLayout" : false
  },
  "name" : "Filtered Dashboard",
  "runningUser" : {
    "displayName" : "Vandelay Art",
    "id" : "005R0000000Hv5rIAC"
  }
}

```

Clone a Dashboard

Creates a copy of a dashboard by sending a POST request to the Dashboard List resource.

Example

You want to clone dashboard 01ZR00000008gkvMAA and save it in a new folder with ID 001R0000000DnRZIA0.

This POST request `/services/data/v35.0/analytics/dashboards/?cloneId=01ZR00000008gkvMAA` to the Dashboard List resource clones the dashboard.

```
{"folderId":"001R0000000DnRZIA0"}
```

The response to the POST request returns the following details about the cloned dashboard.

```
{ "attributes" :
  { "dashboardId" : "01ZR00000004SZZMA2",
    "dashboardName" : "Sales Manager Dashboard",
    "statusUrl" : "/services/data/v35.0/analytics/dashboards/01ZR00000004SZZMA2/status",

    "type" : "Dashboard" },
  ...
  "folderId" : "001R0000000DnRZIA0",
  "id" : "01ZR00000004SZZMA2",
  "layout" : {
    "columns" : [
      { "components" : [ 0, 1, 2, 3 ] },
      { "components" : [ 4, 5, 6 ] },
      { "components" : [ 7 ] } ],
    "gridLayout" : false },
  "name" : "Sales Manager Dashboard",
  "runningUser" : { "displayName" : "Fred Williamson", "id" : "005R0000000Hv5rIAC" }
}
```

Delete a Dashboard

Delete a dashboard by sending a DELETE request to the Dashboard Results resource. Deleted dashboards are moved to the Recycle Bin.

Example

This DELETE request `/services/data/v34.0/analytics/dashboards/01ZD00000007S89MAE` to the Dashboard Results resource deletes the dashboard and returns a 204 HTTP response code with no content in the response body.

CHAPTER 4 Examples: Analytics Notifications REST API

In this chapter ...

- [Get Analytics Notifications](#)
- [Create an Analytics Notification](#)
- [Save Changes to an Analytics Notification](#)
- [Delete an Analytics Notification](#)
- [Check Limits for Analytics Notifications](#)

Use the Analytics Notifications REST API to get, update, create, and delete notifications about reports and Wave assets.

Get Analytics Notifications

Return a list of analytics notifications using a GET request.

Use a GET request on the [Analytics Notification List](#) resource to return a list of analytics notifications.

Example Usage

```
/services/data/v38.0/analytics/notifications?source=lightningSubscribe
```

Parameter	Description
source	Required for GET calls. Specifies what type of analytics notification to return. Valid values are: <ul style="list-style-type: none"> lightningSubscribe — report subscriptions waveNotification — Wave notifications
recordId	Optional. Return notifications for a single record. Valid values are: <ul style="list-style-type: none"> reportId— Unique report ID lensId— Unique Wave lens ID

Example Response Body

```
[ {
  "active" : true,
  "createdDate" : "2016-08-08T04:14:12Z",
  "deactivateOnTrigger" : false,
  "id" : "0AuR00000004CYpKAM",
  "lastModifiedDate" : "2016-08-08T04:14:12Z",
  "name" : "Notification1",
  "recordId" : "00OR0000000P7EgMAK",
  "schedule" : {
    "details" : {
      "time" : 3
    },
    "frequency" : "daily"
  },
  "source" : "lightningSubscribe",
  "thresholds" : [ {
    "actions" : [ {
      "configuration" : {
        "recipients" : [ ]
      },
      "type" : "sendEmail"
    } ],
    "conditions" : null,
    "type" : "always"
  } ]
}, {
  "active" : true,
  "createdDate" : "2016-08-10T22:22:17Z",
  "deactivateOnTrigger" : false,
  "id" : "0AuR00000000KSKAY",
```

```

    "lastModifiedDate" : "2016-08-11T23:16:01Z",
    "name" : "Notification2",
    "recordId" : "00OR0000000PCHYMA4",
    "schedule" : {
      "details" : {
        "daysOfMonth" : [ 1, 2, 4 ],
        "time" : 22
      },
      "frequency" : "monthly",
      "frequencyType" : "specific"
    },
    "source" : "lightningSubscribe",
    "thresholds" : [ {
      "actions" : [ {
        "configuration" : {
          "recipients" : [ ]
        },
        "type" : "sendEmail"
      } ],
      "conditions" : null,
      "type" : "always"
    } ]
  }, {
    "active" : true,
    "createdDate" : "2016-08-12T04:01:50Z",
    "deactivateOnTrigger" : false,
    "id" : "0AuR000000000KcKAI",
    "lastModifiedDate" : "2016-08-12T04:16:34Z",
    "name" : "Notification3",
    "recordId" : "00OR0000000PBXEMA4",
    "schedule" : {
      "details" : {
        "dayInWeek" : "mon",
        "time" : 22,
        "weekInMonth" : "third"
      },
      "frequency" : "monthly",
      "frequencyType" : "relative"
    },
    "source" : "lightningSubscribe",
    "thresholds" : [ {
      "actions" : [ {
        "configuration" : {
          "recipients" : [ ]
        },
        "type" : "sendEmail"
      } ],
      "conditions" : null,
      "type" : "always"
    } ]
  } ]
} ]

```

Create an Analytics Notification

Create an Analytics Notification using a POST request.

Use a POST request on the [Analytics Notification List](#) resource to create an analytics notification.

Example Usage

```
/services/data/v38.0/analytics/notifications
```

Example Request Body

```
{
  "active" : true,
  "createdDate" : "",
  "deactivateOnTrigger" : false,
  "id" : "",
  "lastModifiedDate" : "",
  "name" : "New Notification",
  "recordId" : "00OR0000000PD55MAG",
  "schedule" : {
    "details" : {
      "time" : 3
    },
    "frequency" : "daily"
  },
  "source" : "lightningSubscribe",
  "thresholds" : [ {
    "actions" : [ {
      "configuration" : {
        "recipients" : [ ]
      },
      "type" : "sendEmail"
    } ],
    "conditions" : null,
    "type" : "always"
  } ]
}
```

Example Response Body

```
{
  "active" : true,
  "createdDate" : "2016-08-12T05:57:19Z",
  "deactivateOnTrigger" : false,
  "id" : "0AuR00000004CZTKA2",
  "lastModifiedDate" : "2016-08-12T05:57:19Z",
  "name" : "New Notification",
  "recordId" : "00OR0000000PD55MAG",
  "schedule" : {
    "details" : {
      "time" : 3
    },
    "frequency" : "daily"
  },
  "source" : "lightningSubscribe",
  "thresholds" : [ {
```

```

    "actions" : [ {
      "configuration" : {
        "recipients" : [ ]
      },
      "type" : "sendEmail"
    } ],
    "conditions" : null,
    "type" : "always"
  } ]
}

```

Save Changes to an Analytics Notification

Save Changes to an Analytics Notification using a PUT request.

Use a PUT request on the [Analytics Notification](#) resource to save changes to an analytics notification.

Example Usage

/services/data/v38.0/analytics/notifications/***analytics notification ID***

Example Request Body

In this example, an analytics notification is changed so that it runs daily at 9:00 AM instead of 3:00 AM.

```

{
  "active" : true,
  "createdDate" : "",
  "deactivateOnTrigger" : false,
  "id" : "0AuR00000004CZTKA2",
  "lastModifiedDate" : "",
  "name" : "New Notification",
  "recordId" : "00OR0000000PD55MAG",
  "schedule" : {
    "details" : {
      "time" : 9
    },
    "frequency" : "daily"
  },
  "source" : "lightningSubscribe",
  "thresholds" : [ {
    "actions" : [ {
      "configuration" : {
        "recipients" : [ ]
      },
      "type" : "sendEmail"
    } ],
    "conditions" : null,
    "type" : "always"
  } ]
}

```

Example Response Body

The response body reflects the updated and saved analytics notifications.

```
{
  "active" : true,
  "createdDate" : "2016-08-12T05:57:19Z",
  "deactivateOnTrigger" : false,
  "id" : "0AuR00000004CZTKA2",
  "lastModifiedDate" : "2016-08-12T06:12:24Z",
  "name" : "New Notification",
  "recordId" : "00OR0000000PD55MAG",
  "schedule" : {
    "details" : {
      "time" : 9
    },
    "frequency" : "daily"
  },
  "source" : "lightningSubscribe",
  "thresholds" : [ {
    "actions" : [ {
      "configuration" : {
        "recipients" : [ ]
      },
      "type" : "sendEmail"
    } ],
    "conditions" : null,
    "type" : "always"
  } ]
}
```

Delete an Analytics Notification

Delete an Analytics Notification using a DELETE request. Once deleted, the analytics notification can't be recovered.

Use a DELETE request on the [Analytics Notification](#) resource to delete an analytics notification.

Example Usage

/services/data/v38.0/analytics/notifications/***analytics notification ID***

The analytic notification deletes and returns a 204 HTTP response code with no content in the response body.

Check Limits for Analytics Notifications

Check analytics notification limits using a GET request.

Use a GET request on the [Analytics Notification Limits](#) resource to check limits for analytics notifications.

Example Usage

/services/data/v38.0/analytics/notifications/limits?source=waveNotification

Method	Description
GET	Check how many analytic notifications you have, and the maximum number you can have.

Example Response Body

```
{
  "userLimit" : {
    "max" : 5,
    "remaining" : 2
  }
}
```

CHAPTER 5 Reports API Resource Reference

In this chapter ...

- [Report](#)
- [Describe](#)
- [Execute Sync](#)
- [Execute Async](#)
- [Instances List](#)
- [Instance Results](#)
- [Report List](#)
- [Query](#)
- [Report Fields](#)
- [Report Error Codes](#)

Resources for the Reports API are available at `/services/data/<latest API version>/analytics/reports`. You can query each resource with a HTTP method (such as GET). Use these resources to integrate report data directly into your applications.

Resource	Supported HTTP Method	Description
Report	PATCH	Saves changes to a report.
	DELETE	Deletes a report.
Describe	GET	Gives report metadata. This includes information about fields that are defined in the report as detail columns, summaries, custom summary formulas, filters, and groupings.
Execute Sync	GET	Gives report summary level data with or without details.
	POST	Returns specific results if you define dynamic filters, groupings, or aggregates in the metadata of a POST request.
Execute Async	POST	Returns an instance that stores summary level data with or without details for a report run asynchronously. To get specific results, define filters in the metadata of the request.
Instances List	GET	List of instances of a report that were requested for an asynchronous run.
Instance Results	GET	Depending on the type of your request, gives summary level data with or without details for an instance of a report run asynchronously.
Report List	GET	List of reports that were recently viewed by the API user.
	POST	Makes a copy of a report.
Report Fields	POST	If the request body is empty, returns a list of all possible report fields. Otherwise, returns a list of fields that specified reports share. Use the <code>fields</code> resource to determine the best fields for use in dashboard filters.

Report

Saves changes to a report or deletes a report.

Resource URL

Data	URL
Summary	<code>/services/data/<latest API version>/analytics/reports/<report ID></code>

Formats


JSON

HTTP Methods

Method	Description
PATCH	Saves changes to a report. See this example .
DELETE	Deletes a report. See this example .

PATCH Request Body

Property	Type	Description
<code>aggregates</code>	Array of strings	Unique identities for summary or custom summary formula fields in the report. For example: <ul style="list-style-type: none"><code>a!Amount</code> represents the average for the <code>Amount</code> column.<code>s!Amount</code> represents the sum of the <code>Amount</code> column.<code>m!Amount</code> represents the minimum value of the <code>Amount</code> column.<code>x!Amount</code> represents the maximum value of the <code>Amount</code> column.<code>s!<customfieldID></code> represents the sum of a custom field column. For custom fields and custom report types, the identity is a combination of the summary type and the field ID.
<code>buckets</code>	Bucket field	Describes a bucket field.
<code>chart</code>	Chart[]	Details about the chart used in a report.
<code>crossFilters</code>	Cross filter on page 138[]	Cross filters applied to the report.

Property	Type	Description
customSummaryFormula	Custom summary formula	Describes a custom summary formulas.
currency	String	Report currency, such as USD, EUR, GBP, for an organization that has Multi-Currency enabled. Value is <code>null</code> if the organization does not have Multi-Currency enabled.
detailColumns	Array of strings	Unique API names for the fields that have detailed data.
developerName	String	Report API name.
division	String	<p>Determines the division of records to include in the report. For example, West Coast and East Coast.</p> <p>Available only if your organization uses divisions to segment data and you have the “Affected by Divisions” permission. If you do not have the “Affected by Divisions” permission, your reports include records in all divisions.</p>
folderId	String	<p>ID of the folder that contains the report.</p> <p> Note: When the report is in the My Personal Custom Reports folder, <code>folderId = userId</code>. When the report is in the Unfiled Public Reports folder, <code>folderId = orgId</code>.</p>
groupingsAcross	Groupings across[]	<p>Unique identities for each column grouping in a report. The identity is:</p> <ul style="list-style-type: none"> • An empty array for reports in summary format as it can’t have column groupings. • <code>BucketField_(ID)</code> for bucket fields. • ID of a custom field when the custom field is used for a column grouping.
groupingsDown	Groupings down[]	<p>Unique identities for each row grouping in a report. The identity is:</p> <ul style="list-style-type: none"> • <code>BucketField_(ID)</code> for bucket fields. • ID of a custom field when the custom field is used for grouping.
hasDetailRows	Boolean	Indicates whether to include detailed data with the summary data.
hasRecordCount	Boolean	Indicates whether the report shows the record count.
historicalSnapshotDates	Array of strings	List of historical snapshot dates.
id	String	Unique report ID.
name	String	Display name of the report.
reportBooleanFilter	String	<p>Logic to parse custom field filters. Value is <code>null</code> when filter logic is not specified.</p> <p>This is an example of a report filtered to show opportunities for accounts that are either of customer or partner type OR their annual revenue</p>

Property	Type	Description
		<p>exceeds 100K AND they are medium or large sized businesses. The filters are processed by the logic, "(1 OR 2) AND 3."</p> <pre> { ... "reportBooleanFilter": "(1 OR 2) AND 3", "reportFilters": [{ "value": "Analyst, Integrator, Press, Other", "column": "TYPE", "operator": "notEqual" }, { "value": "100,000", "column": "SALES", "operator": "greaterThan" }, { "value": "Small", "column": "Size", "operator": "notEqual" }] } </pre>
reportFilters	Filter details[]	List of each custom filter in the report along with the field name, filter operator, and filter value.
reportFormat	String	<p>Format of the report. Value can be:</p> <ul style="list-style-type: none"> • TABULAR • SUMMARY • MATRIX
reportType	Report type	<p>Unique API name and display name for the report type.</p> <p><code>type</code>: Of type string, this is the unique identifier of the report type.</p> <p><code>label</code>: Of type string, this is the display name of the report type.</p>
scope	String	Defines the scope of the data on which you run the report. For example, you can run the report against all opportunities, opportunities you own, or opportunities your team owns. Valid values depend on the report type.
showGrandTotal	Boolean	Indicates whether the report shows the grand total.
showSubtotals	Boolean	Indicates whether the report shows subtotals, such as column or row totals.

Property	Type	Description
<code>sortBy</code>	Array of strings	API name of the field on which the report is sorted and the direction of the sort (asc or desc).
<code>standardDateFilter</code>	Array of strings	Standard date filters available in reports. Each standard date filter contains the following properties: <code>column</code> : API name of the date field on which you filter the report data. <code>durationValue</code> : The range for which you want to run the report. The value is a date literal or 'CUSTOM.' <code>startDate</code> : Start date. <code>endDate</code> : End date.
<code>standardFilters</code>	Array of strings	List of filters that show up in the report by default. The filters vary by report type. For example, standard filters for reports on the Opportunity object are Show, Opportunity Status, and Probability. This list appears as name-value string pairs.
<code>supportsRoleHierarchy</code>	Boolean	Indicates whether the report type supports role hierarchy filtering (true) or not (false).
<code>topRows</code>	Top rows	Describes a row limit filter applied to the report.
<code>userOrHierarchyFilterId</code>	String	Unique user or role ID of the user or role used by the report's role hierarchy filter. If specified, a role hierarchy filter is applied to the report. If unspecified, no role hierarchy filter is applied to the report.

PATCH Response Body

Property	Type	Description
<code>reportMetadata</code>	Report metadata	Unique identifiers for groupings and summaries.
<code>reportTypeMetadata</code>	Report type metadata	Fields in each section of a report type plus filter information for those fields.
<code>reportExtendedMetadata</code>	Report extended metadata	Additional information about summaries and groupings.

Report metadata

Property	Type	Description
<code>aggregates</code>	Array of strings	Unique identities for summary or custom summary formula fields in the report. For example: <ul style="list-style-type: none"><code>a!Amount</code> represents the average for the <code>Amount</code> column.

Property	Type	Description
		<ul style="list-style-type: none"> <code>s!Amount</code> represents the sum of the <code>Amount</code> column. <code>m!Amount</code> represents the minimum value of the <code>Amount</code> column. <code>x!Amount</code> represents the maximum value of the <code>Amount</code> column. <code>s!<customfieldID></code> represents the sum of a custom field column. For custom fields and custom report types, the identity is a combination of the summary type and the field ID.
<code>buckets</code>	Bucket field	Describes a bucket field.
<code>chart</code>	Chart[]	Details about the chart used in a report.
<code>crossFilters</code>	Cross filter on page 129[]	Cross filters applied to the report.
<code>customSummaryFormula</code>	Custom summary formula	Describes a custom summary formulas.
<code>currency</code>	String	Report currency, such as USD, EUR, GBP, for an organization that has Multi-Currency enabled. Value is <code>null</code> if the organization does not have Multi-Currency enabled.
<code>detailColumns</code>	Array of strings	Unique API names for the fields that have detailed data.
<code>developerName</code>	String	Report API name.
<code>division</code>	String	<p>Determines the division of records to include in the report. For example, West Coast and East Coast.</p> <p>Available only if your organization uses divisions to segment data and you have the “Affected by Divisions” permission. If you do not have the “Affected by Divisions” permission, your reports include records in all divisions.</p>
<code>folderId</code>	String	<p>ID of the folder that contains the report.</p> <p> Note: When the report is in the My Personal Custom Reports folder, <code>folderId</code> = <code>userId</code>. When the report is in the Unfiled Public Reports folder, <code>folderId</code> = <code>orgId</code>.</p>
<code>groupingsAcross</code>	Groupings across[]	<p>Unique identities for each column grouping in a report. The identity is:</p> <ul style="list-style-type: none"> An empty array for reports in summary format as it can’t have column groupings. <code>BucketField_ (ID)</code> for bucket fields. ID of a custom field when the custom field is used for a column grouping.

Property	Type	Description
groupingsDown	Groupings down[]	<p>Unique identities for each row grouping in a report. The identity is:</p> <ul style="list-style-type: none"> • <code>BucketField_ (ID)</code> for bucket fields. • ID of a custom field when the custom field is used for grouping.
hasDetailRows	Boolean	Indicates whether to include detailed data with the summary data.
hasRecordCount	Boolean	Indicates whether the report shows the record count.
historicalSnapshotDates	Array of strings	List of historical snapshot dates.
id	String	Unique report ID.
name	String	Display name of the report.
reportBooleanFilter	String	<p>Logic to parse custom field filters. Value is <code>null</code> when filter logic is not specified.</p> <p>This is an example of a report filtered to show opportunities for accounts that are either of customer or partner type OR their annual revenue exceeds 100K AND they are medium or large sized businesses. The filters are processed by the logic, "(1 OR 2) AND 3."</p> <pre> { ... "reportBooleanFilter": "(1 OR 2) AND 3", "reportFilters": [{ "value": "Analyst, Integrator, Press, Other", "column": "TYPE", "operator": "notEqual" }, { "value": "100,000", "column": "SALES", "operator": "greaterThan" }, { "value": "Small", "column": "Size", "operator": "notEqual" }] } </pre>
reportFilters	Filter details[]	List of each custom filter in the report along with the field name, filter operator, and filter value.
reportFormat	String	<p>Format of the report. Value can be:</p> <ul style="list-style-type: none"> • <code>TABULAR</code>

Property	Type	Description
		<ul style="list-style-type: none"> SUMMARY MATRIX
reportType	Report type	<p>Unique API name and display name for the report type.</p> <p>type: Of type string, this is the unique identifier of the report type.</p> <p>label: Of type string, this is the display name of the report type.</p>
scope	String	Defines the scope of the data on which you run the report. For example, you can run the report against all opportunities, opportunities you own, or opportunities your team owns. Valid values depend on the report type.
showGrandTotal	Boolean	Indicates whether the report shows the grand total.
showSubtotals	Boolean	Indicates whether the report shows subtotals, such as column or row totals.
sortBy	Array of strings	API name of the field on which the report is sorted and the direction of the sort (asc or desc).
standardDateFilter	Array of strings	<p>Standard date filters available in reports. Each standard date filter contains the following properties:</p> <p>column: API name of the date field on which you filter the report data.</p> <p>durationValue: The range for which you want to run the report. The value is a date literal or 'CUSTOM.'</p> <p>startDate: Start date.</p> <p>endDate: End date.</p>
standardFilters	Array of strings	List of filters that show up in the report by default. The filters vary by report type. For example, standard filters for reports on the Opportunity object are Show, Opportunity Status, and Probability. This list appears as name-value string pairs.
supportsRoleHierarchy	Boolean	Indicates whether the report type supports role hierarchy filtering (true) or not (false).
topRows	Top rows	Describes a row limit filter applied to the report.
userOrHierarchyFilterId	String	<p>Unique user or role ID of the user or role used by the report's role hierarchy filter.</p> <p>If specified, a role hierarchy filter is applied to the report. If unspecified, no role hierarchy filter is applied to the report.</p>

Chart

Property	Type	Description
chartType	String	Type of chart.
groupings	String	Report grouping.
hasLegend	Boolean	Indicates whether the report has a legend.
showChartValues	Boolean	Indicates whether the report shows chart values.
summaries	Array of strings	<p>Unique identities for summary or custom summary formula fields in the report. For example:</p> <ul style="list-style-type: none"> • <code>a!Amount</code> represents the average for the <code>Amount</code> column. • <code>s!Amount</code> represents the sum of the <code>Amount</code> column. • <code>m!Amount</code> represents the minimum value of the <code>Amount</code> column. • <code>x!Amount</code> represents the maximum value of the <code>Amount</code> column. • <code>s!<customFieldID></code> represents the sum of a custom field column. For custom fields and custom report types, the identity is a combination of the summary type and the field ID.
summaryAxisLocations	String	Specifies the axis that shows the summary values. Valid values are <code>X</code> and <code>Y</code> .
title	String	Name of the chart.

Groupings down

Property	Type	Description
name	String	API name of the field used as a row grouping.
sortOrder	String	<p>Order in which data is sorted within a row grouping. Value can be:</p> <ul style="list-style-type: none"> • <code>Asc</code> for ascending order. • <code>Desc</code> for descending order.
dateGranularity	String	<p>Interval set on a date field that's used as a row grouping. Value can be:</p> <ul style="list-style-type: none"> • <code>Day</code> • <code>Calendar Week</code> • <code>Calendar Month</code> • <code>Calendar Quarter</code> • <code>Calendar Year</code> • <code>Fiscal Quarter</code> • <code>Fiscal Year</code>

Property	Type	Description
		<ul style="list-style-type: none"> Calendar Month in Year Calendar Day in Month
sortAggregate	String	<p>Summary field that's used to sort data within a grouping in a report that's in summary format. Applies if you have the Aggregate Sort feature enabled as part of its pilot program. The value is null when data within a grouping is not sorted by a summary field. In this example, data grouped by Account Owner is sorted by the sum of Annual Revenue.</p> <pre> { "aggregates": ["s!SALES", "RowCount"], "groupingsDown": [{ "name": "USERS.NAME", "sortOrder": "Desc", "dateGranularity": "None", "sortAggregate": "s!SALES" }] }</pre>

Groupings across

Property	Type	Description
name	String	API name of the field used as a column grouping.
sortOrder	String	<p>Order in which data is sorted within a column grouping. Value can be:</p> <ul style="list-style-type: none"> Asc for ascending order. Desc for descending order.
dateGranularity	String	<p>Interval set on a date field used as a column grouping. Value can be:</p> <ul style="list-style-type: none"> Day Calendar Week Calendar Month Calendar Quarter Calendar Year Fiscal Quarter Fiscal Year Calendar Month in Year Calendar Day in Month

Filter details

Property	Type	Description
<code>column</code>	String	Unique API name for the field that's being filtered.
<code>isRunPageEditable</code>	Boolean	Indicates if this is an editable filter in the user interface.
<code>operator</code>	String	Unique API name for the condition used to filter a field such as "greater than" or "not equal to." Filter conditions depend on the data type of the field. Valid values are: <ul style="list-style-type: none">• <code>equals</code>• <code>notEqual</code>• <code>lessThan</code>• <code>greaterThan</code>• <code>lessOrEqual</code>• <code>greaterOrEqual</code>• <code>contains</code>• <code>notContain</code>• <code>startsWith</code>• <code>includes</code>• <code>excludes</code>• <code>within</code> (DISTANCE criteria only)
<code>value</code>	String	Value by which a field is filtered. For example, the field <code>Age</code> can be filtered by a numeric value. For datetime fields, if you make a POST request and specify a calendar date without including a time, then a default time gets included. The time defaults to midnight minus the difference between your timezone and Greenwich Mean Time (GMT). For example, if you specify 8/8/2015 and your timezone is Pacific Standard Time (GMT-700), then the API returns 2015-08-08T07:00:00Z.

Bucket field

Property	Type	Description
<code>bucketType</code>	BucketType	The type of bucket. Possible values are <code>number</code> , <code>percent</code> , and <code>picklist</code> .
<code>developerName</code>	String	API name of the bucket.
<code>label</code>	String	User-facing name of the bucket.
<code>nullTreatedAsZero</code>	Boolean	Specifies whether null values are converted to zero (<code>true</code>) or not (<code>false</code>).

Property	Type	Description
<code>otherBucketLabel</code>	String	Name of the fields grouped as “Other” (in buckets of <code>BucketType PICKLIST</code>).
<code>sourceColumnName</code>	String	Name of the bucketed field.
<code>values</code>	Array of <code>BucketTypeValues</code>	Describes the values included in the bucket field..

Bucket field value

Property	Type	Description
<code>label</code>	String	The user-facing name of the bucket.
<code>sourceDimensionValues</code>	String	A list of the values from the source field included in this bucket category (in buckets of type <code>PICKLIST</code> and buckets of type <code>TEXT</code>).
<code>rangeUpperBound</code>	Double	The greatest range limit under which values are included in this bucket category (in buckets of type <code>NUMBER</code>).

Cross filter

Property	Type	Description
<code>criteria</code>	Array of Filter details[]	Information about how to filter the <code>relatedEntity</code> . Use to relate the primary entity with a subset of the <code>relatedEntity</code> .
<code>includesObject</code>	Boolean	Specifies whether objects returned have a relationship with the <code>relatedEntity</code> (true) or not (false).
<code>primaryEntityField</code>	String	The name of the object on which the cross filter is evaluated.
<code>relatedEntity</code>	String	The name of the object that the <code>primaryEntityField</code> is evaluated against. (The right-hand side of the cross filter).
<code>relatedEntityJoinField</code>	String	The name of the field used to join the <code>primaryEntityField</code> and <code>relatedEntity</code> .

Custom summary formula

Property	Type	Description
<code>label</code>	String	The user-facing name of the custom summary formula.
<code>description</code>	String	The user-facing description of the custom summary formula.
<code>formulaType</code>	String	The format of the numbers in the custom summary formula. Possible values are <code>number</code> , <code>currency</code> , and <code>percent</code> .
<code>decimalPlaces</code>	Integer	The number of decimal places to include in numbers.

Property	Type	Description
downGroup	String	The name of a row grouping when the <code>downGroupType</code> is <code>CUSTOM</code> . Null otherwise.
downGroupType	String	Where to display the aggregate of the custom summary formula. Possible values are <code>all</code> , <code>custom</code> , and <code>grand_total</code> .
acrossGroup	String	The name of a column grouping when the <code>acrossGroupType</code> is <code>CUSTOM</code> . Null otherwise.
acrossGroupType	String	Where to display the aggregate of the custom summary formula. Possible values are <code>all</code> , <code>custom</code> , and <code>grand_total</code> .
formula	String	The operations performed on values in the custom summary formula.

Top rows

Property	Type	Description
rowLimit	Integer	The number of rows returned in the report.
direction	String	The sort order of the report rows.

Describe

Retrieves report, report type, and related metadata for a tabular, summary, or matrix report.

- Report metadata gives information about the report as a whole. Tells you such things as, the report type, format, the fields that are summaries, row or column groupings, filters saved to the report, and so on.
- Report type metadata tells you about all the fields available in the report type, those you can filter, and by what filter criteria.
- Report extended metadata tells you about the fields that are summaries, groupings, and contain record details in the report. A property that displays null indicates that its value is not available.

Resource URL

```
/services/data/<latest API version>/analytics/reports/<report ID>/describe
```

Formats

JSON

HTTP Methods


Method	Description
GET	Retrieves report, report type, and related metadata for a tabular, summary, or matrix report. See this example .

Response Body

Property	Type	Description
reportMetadata	Report metadata	Unique identifiers for groupings and summaries.
reportTypeMetadata	Report type metadata	Fields in each section of a report type plus filter information for those fields.
reportExtendedMetadata	Report extended metadata	Additional information about summaries and groupings.

Report metadata

Property	Type	Description
aggregates	Array of strings	<p>Unique identities for summary or custom summary formula fields in the report. For example:</p> <ul style="list-style-type: none"> <code>a!Amount</code> represents the average for the <code>Amount</code> column. <code>s!Amount</code> represents the sum of the <code>Amount</code> column. <code>m!Amount</code> represents the minimum value of the <code>Amount</code> column. <code>x!Amount</code> represents the maximum value of the <code>Amount</code> column. <code>s!<customfieldID></code> represents the sum of a custom field column. For custom fields and custom report types, the identity is a combination of the summary type and the field ID.
buckets	Bucket field	Describes a bucket field.
chart	Chart[]	Details about the chart used in a report.
crossFilters	Cross filter on page 138[]	Cross filters applied to the report.
customSummaryFormula	Custom summary formula	Describes a custom summary formulas.
currency	String	Report currency, such as USD, EUR, GBP, for an organization that has Multi-Currency enabled. Value is <code>null</code> if the organization does not have Multi-Currency enabled.
detailColumns	Array of strings	Unique API names for the fields that have detailed data.
developerName	String	Report API name.
division	String	<p>Determines the division of records to include in the report. For example, West Coast and East Coast.</p> <p>Available only if your organization uses divisions to segment data and you have the “Affected by Divisions” permission. If you do not</p>

Property	Type	Description
		have the “Affected by Divisions” permission, your reports include records in all divisions.
folderId	String	ID of the folder that contains the report.  Note: When the report is in the My Personal Custom Reports folder, folderId = userId. When the report is in the Unfiled Public Reports folder, folderId = orgId.
groupingsAcross	Groupings across[]	Unique identities for each column grouping in a report. The identity is: <ul style="list-style-type: none"> • An empty array for reports in summary format as it can’t have column groupings. • BucketField_ (ID) for bucket fields. • ID of a custom field when the custom field is used for a column grouping.
groupingsDown	Groupings down[]	Unique identities for each row grouping in a report. The identity is: <ul style="list-style-type: none"> • BucketField_ (ID) for bucket fields. • ID of a custom field when the custom field is used for grouping.
hasDetailRows	Boolean	Indicates whether to include detailed data with the summary data.
hasRecordCount	Boolean	Indicates whether the report shows the record count.
historicalSnapshotDates	Array of strings	List of historical snapshot dates.
id	String	Unique report ID.
name	String	Display name of the report.
reportBooleanFilter	String	Logic to parse custom field filters. Value is null when filter logic is not specified. This is an example of a report filtered to show opportunities for accounts that are either of customer or partner type OR their annual revenue exceeds 100K AND they are medium or large sized businesses. The filters are processed by the logic, “(1 OR 2) AND 3.” <pre> { ... "reportBooleanFilter": "(1 OR 2) AND 3", "reportFilters": [{ "value": "Analyst, Integrator, Press, Other", "column": "TYPE", "operator": "notEqual" }, { </pre>

Property	Type	Description
		<pre> { "value": "100,000", "column": "SALES", "operator": "greaterThan" }, { "value": "Small", "column": "Size", "operator": "notEqual" }] } </pre>
reportFilters	Filter details[]	List of each custom filter in the report along with the field name, filter operator, and filter value.
reportFormat	String	Format of the report. Value can be: <ul style="list-style-type: none"> TABULAR SUMMARY MATRIX
reportType	Report type	Unique API name and display name for the report type. type: Of type string, this is the unique identifier of the report type. label: Of type string, this is the display name of the report type.
scope	String	Defines the scope of the data on which you run the report. For example, you can run the report against all opportunities, opportunities you own, or opportunities your team owns. Valid values depend on the report type.
showGrandTotal	Boolean	Indicates whether the report shows the grand total.
showSubtotals	Boolean	Indicates whether the report shows subtotals, such as column or row totals.
sortBy	Array of strings	API name of the field on which the report is sorted and the direction of the sort (asc or desc).
standardDateFilter	Array of strings	Standard date filters available in reports. Each standard date filter contains the following properties: column: API name of the date field on which you filter the report data. durationValue: The range for which you want to run the report. The value is a date literal or 'CUSTOM.' startDate: Start date. endDate: End date.

Property	Type	Description
<code>standardFilters</code>	Array of strings	List of filters that show up in the report by default. The filters vary by report type. For example, standard filters for reports on the Opportunity object are Show, Opportunity Status, and Probability. This list appears as name-value string pairs.
<code>supportsRoleHierarchy</code>	Boolean	Indicates whether the report type supports role hierarchy filtering (true) or not (false).
<code>topRows</code>	Top rows	Describes a row limit filter applied to the report.
<code>userOrHierarchyFilterId</code>	String	Unique user or role ID of the user or role used by the report's role hierarchy filter. If specified, a role hierarchy filter is applied to the report. If unspecified, no role hierarchy filter is applied to the report.

Chart

Property	Type	Description
<code>chartType</code>	String	Type of chart.
<code>groupings</code>	String	Report grouping.
<code>hasLegend</code>	Boolean	Indicates whether the report has a legend.
<code>showChartValues</code>	Boolean	Indicates whether the report shows chart values.
<code>summaries</code>	Array of strings	Unique identities for summary or custom summary formula fields in the report. For example: <ul style="list-style-type: none"> <code>a ! Amount</code> represents the average for the <code>Amount</code> column. <code>s ! Amount</code> represents the sum of the <code>Amount</code> column. <code>m ! Amount</code> represents the minimum value of the <code>Amount</code> column. <code>x ! Amount</code> represents the maximum value of the <code>Amount</code> column. <code>s ! <customfieldID></code> represents the sum of a custom field column. For custom fields and custom report types, the identity is a combination of the summary type and the field ID.
<code>summaryAxisLocations</code>	String	Specifies the axis that shows the summary values. Valid values are <code>X</code> and <code>Y</code> .
<code>title</code>	String	Name of the chart.

Groupings down

Property	Type	Description
name	String	API name of the field used as a row grouping.
sortOrder	String	Order in which data is sorted within a row grouping. Value can be: <ul style="list-style-type: none">• Asc for ascending order.• Desc for descending order.
dateGranularity	String	Interval set on a date field that's used as a row grouping. Value can be: <ul style="list-style-type: none">• Day• Calendar Week• Calendar Month• Calendar Quarter• Calendar Year• Fiscal Quarter• Fiscal Year• Calendar Month in Year• Calendar Day in Month
sortAggregate	String	Summary field that's used to sort data within a grouping in a report that's in summary format. Applies if you have the Aggregate Sort feature enabled as part of its pilot program. The value is null when data within a grouping is not sorted by a summary field. In this example, data grouped by Account Owner is sorted by the sum of Annual Revenue. <pre>{ "aggregates": ["s!SALES", "RowCount"], "groupingsDown": [{ "name": "USERS.NAME", "sortOrder": "Desc", "dateGranularity": "None", "sortAggregate": "s!SALES" }] }</pre>

Groupings across

Property	Type	Description
name	String	API name of the field used as a column grouping.

Property	Type	Description
sortOrder	String	Order in which data is sorted within a column grouping. Value can be: <ul style="list-style-type: none"> • Asc for ascending order. • Desc for descending order.
dateGranularity	String	Interval set on a date field used as a column grouping. Value can be: <ul style="list-style-type: none"> • Day • Calendar Week • Calendar Month • Calendar Quarter • Calendar Year • Fiscal Quarter • Fiscal Year • Calendar Month in Year • Calendar Day in Month

Filter details

Property	Type	Description
column	String	Unique API name for the field that's being filtered.
isRunPageEditable	Boolean	Indicates if this is an editable filter in the user interface.
operator	String	Unique API name for the condition used to filter a field such as "greater than" or "not equal to." Filter conditions depend on the data type of the field. Valid values are: <ul style="list-style-type: none"> • equals • notEqual • lessThan • greaterThan • lessOrEqual • greaterOrEqual • contains • notContain • startsWith • includes • excludes • within (DISTANCE criteria only)

Property	Type	Description
value	String	<p>Value by which a field is filtered. For example, the field <code>Age</code> can be filtered by a numeric value.</p> <p>For datetime fields, if you make a POST request and specify a calendar date without including a time, then a default time gets included. The time defaults to midnight minus the difference between your timezone and Greenwich Mean Time (GMT). For example, if you specify 8/8/2015 and your timezone is Pacific Standard Time (GMT-700), then the API returns 2015-08-08T07:00:00Z.</p>

Bucket field

Property	Type	Description
bucketType	BucketType	The type of bucket. Possible values are <code>number</code> , <code>percent</code> , and <code>picklist</code> .
developerName	String	API name of the bucket.
label	String	User-facing name of the bucket.
nullTreatedAsZero	Boolean	Specifies whether null values are converted to zero (<code>true</code>) or not (<code>false</code>).
otherBucketLabel	String	Name of the fields grouped as "Other" (in buckets of <code>BucketType PICKLIST</code>).
sourceColumnName	String	Name of the bucketed field.
values	Array of BucketTypeValues	Describes the values included in the bucket field..

Bucket field value

Property	Type	Description
label	String	The user-facing name of the bucket.
sourceDimensionValues	String	A list of the values from the source field included in this bucket category (in buckets of type <code>PICKLIST</code> and buckets of type <code>TEXT</code>).
rangeUpperBound	Double	The greatest range limit under which values are included in this bucket category (in buckets of type <code>NUMBER</code>).

Cross filter

Property	Type	Description
<code>criteria</code>	Array of Filter details[]	Information about how to filter the <code>relatedEntity</code> . Use to relate the primary entity with a subset of the <code>relatedEntity</code> .
<code>includesObject</code>	Boolean	Specifies whether objects returned have a relationship with the <code>relatedEntity</code> (true) or not (false).
<code>primaryEntityField</code>	String	The name of the object on which the cross filter is evaluated.
<code>relatedEntity</code>	String	The name of the object that the <code>primaryEntityField</code> is evaluated against. (The right-hand side of the cross filter).
<code>relatedEntityJoinField</code>	String	The name of the field used to join the <code>primaryEntityField</code> and <code>relatedEntity</code> .

Custom summary formula

Property	Type	Description
<code>label</code>	String	The user-facing name of the custom summary formula.
<code>description</code>	String	The user-facing description of the custom summary formula.
<code>formulaType</code>	String	The format of the numbers in the custom summary formula. Possible values are <code>number</code> , <code>currency</code> , and <code>percent</code> .
<code>decimalPlaces</code>	Integer	The number of decimal places to include in numbers.
<code>downGroup</code>	String	The name of a row grouping when the <code>downGroupType</code> is <code>CUSTOM</code> . Null otherwise.
<code>downGroupType</code>	String	Where to display the aggregate of the custom summary formula. Possible values are <code>all</code> , <code>custom</code> , and <code>grand_total</code> .
<code>acrossGroup</code>	String	The name of a column grouping when the <code>acrossGroupType</code> is <code>CUSTOM</code> . Null otherwise.
<code>acrossGroupType</code>	String	Where to display the aggregate of the custom summary formula. Possible values are <code>all</code> , <code>custom</code> , and <code>grand_total</code> .
<code>formula</code>	String	The operations performed on values in the custom summary formula.

Top rows

Property	Type	Description
<code>rowLimit</code>	Integer	The number of rows returned in the report.
<code>direction</code>	String	The sort order of the report rows.

Report type metadata

Property	Type	Description
<code>categories</code>	Categories[]	All fields in the report type organized by section.
<code>dataTypeInfoOperatorMap</code>	Filter operator reference	<p>Lists all the possible field data types that can be used to filter the report. Each data type, such as phone, percent, currency, or picklist has two properties:</p> <p><code>name</code>: Of type string, this is a unique API name for each field type's filter criteria. Use this API name in the metadata to define filter criteria for a report.</p> <p><code>label</code>: Of type string, this is the display name for each filter criteria available to fields of a particular data type. For example, <code>multipicklist</code> fields can have for filter criteria, "equals," "not equal to," "includes," and "excludes." Bucket fields are considered to be of <code>string</code> data type.</p>
<code>divisionInfo</code>	Division info[]	Default division and list of all possible record-level divisions that can be used in a report.
<code>scopeInfo</code>	Scope info[]	Scope of the data on which you run the report. For example, you can run the report against all opportunities, opportunities you own, or opportunities your team owns. Valid values depend on the report type.
<code>standardDateFilterDurationGroups</code>	Standard date filter duration groups[]	List of standard date filters available in reports.
<code>standardFilterInfos</code>	Array of strings	List of filters that show up in the report by default. The filters vary by report type. For example, standard filters for reports on the Opportunity object are Show, Opportunity Status, and Probability. This list appears as name-value string pairs.

Categories

Property	Type	Description
<code>label</code>	String	Display name of a section in the report type under which fields are organized. For example, in an Accounts with Contacts custom report type, <code>Account General</code> is the display name of the section that has fields on general account information.
<code>columns</code>	Column map	Information for all fields in the report type organized under a particular section's unique API name.

Division info

Property	Type	Description
defaultValue	String	Users are assigned a default division that applies to their newly created accounts, leads, and custom objects that are enabled for divisions.
values	String	All division values. Division values have two properties: label: Display name of a division. name: Unique API name of a division.

Column map

Property	Type	Description
label	String	Display name of a field.
filterValues	String array	All filter values for a field, if the field data type is of picklist, multi-select picklist, boolean, or checkbox. For example, checkbox fields always have a value of <code>True</code> or <code>False</code> . For fields of other data types, the filter value is an empty array because their values can't be determined. Filter values have two properties: name: Unique API name for a filter value. Of type string. label: Display name of a filter value. Of type string.
dataType	String	Data type of the field.
filterable	Boolean	<code>False</code> means that the field is of a type that can't be filtered. For example, fields of the type <code>Encrypted Text</code> can't be filtered.

Scope Info

Property	Type	Description
defaultValue	String	Default scope of the data on which you run the report.
values	Array of strings	All scope values. Valid values depend on the report type. Scope values have the following properties: allowsDivision: Allows you to segment the report by this scope. label: Display name of the scope. value: Value of the scope.

Standard date filter duration groups

Property	Type	Description
label	String	Display name of the standard date filter grouping. Valid values are Calendar Year, Calendar Quarter, Calendar Month, Calendar Week, Fiscal Year, Fiscal Quarter, Day and custom value based on a user-defined date range.
standardDateFilterDurations	Standard date filter durations[]	Details about each possible relative date filter defined under the standard date filter grouping.

Standard date filter durations

Property	Type	Description
endDate	String	End date of a date filter.
label	String	Display name of a date filter. Valid date filters are relative date filters—like <code>Current FY</code> and <code>Current FQ</code> —and custom date filters.
startDate	String	Start date of a date filter.
value	String	API name of a date filter. Valid date filters are relative date filters—like <code>THIS_FISCAL_YEAR</code> and <code>NEXT_FISCAL_QUARTER</code> —and custom date filters.

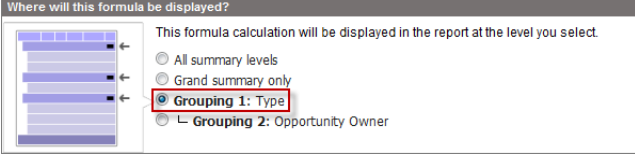
Report extended metadata

Property	Type	Description
aggregateColumnInfo	Aggregate column information	Includes all report summaries such as, <code>Record Count</code> , <code>Sum</code> , <code>Average</code> , <code>Max</code> , <code>Min</code> , and custom summary formulas. Contains values for each summary listed in the report metadata aggregates .
detailColumnInfo	Detail column information	Two properties for each field that has detailed data identified by its unique API name. The detailed data fields are also listed in the report metadata.
groupingColumnInfo	Grouping column information	Map of each row or column grouping to its metadata. Contains values for each grouping identified in the groupingsDown and groupingsAcross list.

Aggregate column information

Property	Type	Description
label	String	Display name for record count, or the summarized or custom summary formula field.

Property	Type	Description
dataType	String	Data type of the summarized or custom summary formula field.
acrossGroupingContext	String	<p>Column grouping in the report where the custom summary formula is displayed. As this example shows in the JSON response and in the custom summary formula editor of the matrix report, the custom summary formula is set at the grand summary level for the columns.</p> <div><pre>{ "reportExtendedMetadata" : { "aggregateColumnInfo" : { "FORMULA1" : { "label" : "Stalled Oppty Avg", "dataType" : "Percent", "acrossGroupingContext" : "GRAND_SUMMARY", "downGroupingContext" : "GRAND_SUMMARY" }, } } }</pre></div> <div></div>
downGroupingContext	String	<p>Row grouping in the report where the custom summary formula is displayed. In this example, the custom summary formula for a summary report is displayed at the first grouping level This example is shown in both the JSON response and in the custom summary formula editor of the summary report.</p> <div><pre>{ "reportExtendedMetadata" : { "aggregateColumnInfo" : { ...}, "FORMULA1" : { "label" : "Average Won", "dataType" : "Number", "acrossGroupingContext" : null, "downGroupingContext" : "TYPE" }, } }</pre></div>

Property	Type	Description
		 <p>Where will this formula be displayed?</p> <p>This formula calculation will be displayed in the report at the level you select.</p> <ul style="list-style-type: none"> <input type="radio"/> All summary levels <input type="radio"/> Grand summary only <input checked="" type="radio"/> Grouping 1: Type <input type="radio"/> Grouping 2: Opportunity Owner

Detail column information

Property	Type	Description
label	String	The localized display name of a standard field, the ID of a custom field, or the API name of a bucket field that has detailed data.
dataType	String	<p>The data type of the field that has detailed data. Possible values are:</p> <ul style="list-style-type: none"> • string • boolean • double • int • percent • currency • date • datetime • time • picklist • multipicklist • id • reference • textarea • phone • combobox • url • email • html

Grouping column information

Property	Type	Description
label	String	Display name of the field or bucket field used for grouping.

Property	Type	Description
dataType	String	Data type of the field used for grouping. Possible values are: <ul style="list-style-type: none">• string• boolean• double• int• percent• currency• date• datetime• time• picklist• multipicklist• id• reference• textarea• phone• combobox• url• email• html
groupingLevel	Integer	Level of the grouping. Value can be: <ul style="list-style-type: none">• 0, 1, or 2. Indicates first, second, or third row level grouping in summary reports.• 0 or 1. Indicates first or second row or column level grouping in a matrix report.

SEE ALSO:

[Execute Sync](#)

[Execute Async](#)

Execute Sync

Runs a report immediately with or without changing filters, groupings, or aggregates and returns the latest summary data with or without details for your level of access.

Resource URL

```
/services/data/<latest API version>/analytics/reports/<report ID>
```

Formats


JSON

HTTP Methods

Method	Description
GET	Get report results. See this example .
POST	Get specific results by passing dynamic filters, groupings, and aggregates in the report metadata. See this example .

POST Request Body


Property	Type	Description
aggregates	Array of strings	Unique identities for summary or custom summary formula fields in the report. For example: <ul style="list-style-type: none">• <code>a!Amount</code> represents the average for the <code>Amount</code> column.• <code>s!Amount</code> represents the sum of the <code>Amount</code> column.• <code>m!Amount</code> represents the minimum value of the <code>Amount</code> column.• <code>x!Amount</code> represents the maximum value of the <code>Amount</code> column.• <code>s!<customfieldID></code> represents the sum of a custom field column. For custom fields and custom report types, the identity is a combination of the summary type and the field ID.
buckets	Bucket field	Describes a bucket field.
chart	Chart[]	Details about the chart used in a report.
crossFilters	Cross filter on page 138[]	Cross filters applied to the report.
customSummaryFormula	Custom summary formula	Describes a custom summary formulas.
currency	String	Report currency, such as USD, EUR, GBP, for an organization that has Multi-Currency enabled. Value is <code>null</code> if the organization does not have Multi-Currency enabled.
detailColumns	Array of strings	Unique API names for the fields that have detailed data.

Property	Type	Description
developerName	String	Report API name.
division	String	<p>Determines the division of records to include in the report. For example, West Coast and East Coast.</p> <p>Available only if your organization uses divisions to segment data and you have the “Affected by Divisions” permission. If you do not have the “Affected by Divisions” permission, your reports include records in all divisions.</p>
folderId	String	<p>ID of the folder that contains the report.</p> <p> Note: When the report is in the My Personal Custom Reports folder, folderId = userId. When the report is in the Unfiled Public Reports folder, folderId = orgId.</p>
groupingsAcross	Groupings across[]	<p>Unique identities for each column grouping in a report. The identity is:</p> <ul style="list-style-type: none"> • An empty array for reports in summary format as it can't have column groupings. • <code>BucketField_(ID)</code> for bucket fields. • ID of a custom field when the custom field is used for a column grouping.
groupingsDown	Groupings down[]	<p>Unique identities for each row grouping in a report. The identity is:</p> <ul style="list-style-type: none"> • <code>BucketField_(ID)</code> for bucket fields. • ID of a custom field when the custom field is used for grouping.
hasDetailRows	Boolean	Indicates whether to include detailed data with the summary data.
hasRecordCount	Boolean	Indicates whether the report shows the record count.
historicalSnapshotDates	Array of strings	List of historical snapshot dates.
id	String	Unique report ID.
name	String	Display name of the report.
reportBooleanFilter	String	<p>Logic to parse custom field filters. Value is <code>null</code> when filter logic is not specified.</p> <p>This is an example of a report filtered to show opportunities for accounts that are either of customer or partner type OR their annual revenue exceeds 100K AND they are medium or large sized businesses. The filters are processed by the logic, “(1 OR 2) AND 3.”</p> <pre>{ ... "reportBooleanFilter": "(1 OR 2) AND 3", "reportFilters": [{</pre>

Property	Type	Description
		<pre> "value": "Analyst, Integrator, Press, Other", "column": "TYPE", "operator": "notEqual" }, { "value": "100,000", "column": "SALES", "operator": "greaterThan" }, { "value": "Small", "column": "Size", "operator": "notEqual" }] } </pre>
reportFilters	Filter details[]	List of each custom filter in the report along with the field name, filter operator, and filter value.
reportFormat	String	Format of the report. Value can be: <ul style="list-style-type: none"> • TABULAR • SUMMARY • MATRIX
reportType	Report type	Unique API name and display name for the report type. type: Of type string, this is the unique identifier of the report type. label: Of type string, this is the display name of the report type.
scope	String	Defines the scope of the data on which you run the report. For example, you can run the report against all opportunities, opportunities you own, or opportunities your team owns. Valid values depend on the report type.
showGrandTotal	Boolean	Indicates whether the report shows the grand total.
showSubtotals	Boolean	Indicates whether the report shows subtotals, such as column or row totals.
sortBy	Array of strings	API name of the field on which the report is sorted and the direction of the sort (asc or desc).
standardDateFilter	Array of strings	Standard date filters available in reports. Each standard date filter contains the following properties: column: API name of the date field on which you filter the report data. durationValue: The range for which you want to run the report. The value is a date literal or 'CUSTOM.'

Property	Type	Description
		<p>startDate: Start date.</p> <p>endDate: End date.</p>
standardFilters	Array of strings	List of filters that show up in the report by default. The filters vary by report type. For example, standard filters for reports on the Opportunity object are Show, Opportunity Status, and Probability. This list appears as name-value string pairs.
supportsRoleHierarchy	Boolean	Indicates whether the report type supports role hierarchy filtering (true) or not (false).
topRows	Top rows	Describes a row limit filter applied to the report.
userOrHierarchyFilterId	String	<p>Unique user or role ID of the user or role used by the report's role hierarchy filter.</p> <p>If specified, a role hierarchy filter is applied to the report. If unspecified, no role hierarchy filter is applied to the report.</p>

Response Body

Property	Type	Description
attributes	Attributes	Key report attributes and child resource URLs.
allData	Boolean	<p>When <code>True</code>, all report results are returned.</p> <p>When <code>False</code>, results are returned for the same number of rows as a report run in Salesforce.</p> <p> Note: For reports that have too many records, use filters to refine results.</p>
factMap	Fact map	<p>Summary level data or both summary and detailed data for each row or column grouping. Detailed data is available if <code>hasDetailRows</code> is <code>true</code>.</p> <p>Each row or column grouping is represented by combination of row and column grouping keys defined in Groupings down and Groupings across.</p> <p>See these examples of fact map keys.</p>
groupingsAcross	Groupings across	Collection of column groupings, keys, and their values.
groupingsDown	Groupings down	Collection of row groupings, keys, and their values.
hasDetailRows	Boolean	<p>When <code>true</code>, the fact map returns values for both summary level and record level data.</p> <p>When <code>false</code>, the fact map returns summary values.</p>

Property	Type	Description
reportExtendedMetadata	Report extended metadata	Additional information about columns, summaries, and groupings.
reportMetadata	Report metadata	Unique identifiers for groupings and summaries.

Attributes

Property	Type	Description
describeUrl	String	Resource URL to get report metadata.
instancesUrl	String	Resource URL to run a report asynchronously. The report can be run with or without filters to get summary or both summary and detailed data. Results of each instance of the report run are stored under this URL.
type	String	API resource format.
reportName	String	Display name of the report.
reportId	String	Unique report ID.

Fact map

Property	Type	Description
rows	Data cells[]	Array of detailed report data listed in the order of the detail columns provided by the report metadata.
aggregates	Aggregates[]	Summary level data including record count for a report.

Data cells

Property	Type	Description
value	Detail column info data type	The value of a specified cell.
label	String	Display name of the value as it appears for a specified cell in the report.

Aggregates

Property	Type	Description
value	Number	Numeric value of the summary data for a specified cell.
label	String	Formatted summary data for a specified cell.

Groupings across

Property	Type	Description
<code>groupings</code>	Groupings[]	Information for each column grouping as a list.

Groupings

Property	Type	Description
<code>value</code>	String	<p>Value of the field used as a row or column grouping. The value depends on the field's data type.</p> <ul style="list-style-type: none"> • Currency fields: <ul style="list-style-type: none"> – <code>amount</code>: Of type currency. Value of a data cell. – <code>currency</code>: Of type picklist. The ISO 4217 currency code, if available; for example, USD for US dollars or CNY for Chinese yuan. (If the grouping is on the converted currency, this is the currency code for the report and not for the record.) • Picklist fields: API name. For example, a custom picklist field, <code>Type of Business</code> with values 1, 2, 3 for Consulting, Services, and Add-On Business, has 1, 2, or 3 as the grouping value. • ID fields: API name. • Record type fields: API name. • Date and time fields: Date or time in ISO-8601 format. • Lookup fields: Unique API name. For example, for the <code>Opportunity Owner</code> lookup field, the ID of each opportunity owner's Chatter profile page can be a grouping value.
<code>key</code>	String	Unique identity for a row or column grouping. The identity is used by the fact map to specify data values within each grouping.
<code>label</code>	String	Display name of a row or column grouping. For date and time fields, the label is the localized date or time.
<code>groupings</code>	Array	Second or third level row or column groupings. If there are none, the value is an empty array.
<code>dategroupings</code>	Array	Start date and end date of the interval defined by <code>date granularity</code> .

Groupings down

Property	Type	Description
groupings	Groupings[]	Information for each row grouping as a list.

SEE ALSO:

[Describe](#)[Execute Async](#)

Execute Async

Runs an instance of a report asynchronously with or without filters and returns a handle that stores the results of the run. The results can contain summary data with or without details.

Resource URL

```
/services/data/<latest API version>/analytics/reports/<report ID>/instances
```

Formats


JSON

HTTP Methods

Method	Description
POST	Runs an instance of a report asynchronously. See this example . Also see this example of a GET request that returns a list of asynchronous runs of a report.

POST Request Body

Property	Type	Description
aggregates	Array of strings	Unique identities for summary or custom summary formula fields in the report. For example: <ul style="list-style-type: none">• <code>a!Amount</code> represents the average for the <code>Amount</code> column.• <code>s!Amount</code> represents the sum of the <code>Amount</code> column.• <code>m!Amount</code> represents the minimum value of the <code>Amount</code> column.• <code>x!Amount</code> represents the maximum value of the <code>Amount</code> column.

Property	Type	Description
		<ul style="list-style-type: none"> $\sum ! <customfieldID>$ represents the sum of a custom field column. For custom fields and custom report types, the identity is a combination of the summary type and the field ID.
buckets	Bucket field	Describes a bucket field.
chart	Chart[]	Details about the chart used in a report.
crossFilters	Cross filter on page 138[]	Cross filters applied to the report.
customSummaryFormula	Custom summary formula	Describes a custom summary formulas.
currency	String	Report currency, such as USD, EUR, GBP, for an organization that has Multi-Currency enabled. Value is <code>null</code> if the organization does not have Multi-Currency enabled.
detailColumns	Array of strings	Unique API names for the fields that have detailed data.
developerName	String	Report API name.
division	String	<p>Determines the division of records to include in the report. For example, West Coast and East Coast.</p> <p>Available only if your organization uses divisions to segment data and you have the “Affected by Divisions” permission. If you do not have the “Affected by Divisions” permission, your reports include records in all divisions.</p>
folderId	String	<p>ID of the folder that contains the report.</p> <p> Note: When the report is in the My Personal Custom Reports folder, <code>folderId = userId</code>. When the report is in the Unfiled Public Reports folder, <code>folderId = orgId</code>.</p>
groupingsAcross	Groupings across[]	<p>Unique identities for each column grouping in a report. The identity is:</p> <ul style="list-style-type: none"> An empty array for reports in summary format as it can’t have column groupings. <code>BucketField_ (ID)</code> for bucket fields. ID of a custom field when the custom field is used for a column grouping.
groupingsDown	Groupings down[]	<p>Unique identities for each row grouping in a report. The identity is:</p> <ul style="list-style-type: none"> <code>BucketField_ (ID)</code> for bucket fields. ID of a custom field when the custom field is used for grouping.
hasDetailRows	Boolean	Indicates whether to include detailed data with the summary data.
hasRecordCount	Boolean	Indicates whether the report shows the record count.

Property	Type	Description
historicalSnapshotDates	Array of strings	List of historical snapshot dates.
id	String	Unique report ID.
name	String	Display name of the report.
reportBooleanFilter	String	<p>Logic to parse custom field filters. Value is <code>null</code> when filter logic is not specified.</p> <p>This is an example of a report filtered to show opportunities for accounts that are either of customer or partner type OR their annual revenue exceeds 100K AND they are medium or large sized businesses. The filters are processed by the logic, "(1 OR 2) AND 3."</p> <pre> { ... "reportBooleanFilter": "(1 OR 2) AND 3", "reportFilters": [{ "value": "Analyst, Integrator, Press, Other", "column": "TYPE", "operator": "notEqual" }, { "value": "100,000", "column": "SALES", "operator": "greaterThan" }, { "value": "Small", "column": "Size", "operator": "notEqual" }] } </pre>
reportFilters	Filter details[]	List of each custom filter in the report along with the field name, filter operator, and filter value.
reportFormat	String	<p>Format of the report. Value can be:</p> <ul style="list-style-type: none"> • TABULAR • SUMMARY • MATRIX
reportType	Report type	<p>Unique API name and display name for the report type.</p> <p><code>type</code>: Of type string, this is the unique identifier of the report type.</p> <p><code>label</code>: Of type string, this is the display name of the report type.</p>

Property	Type	Description
scope	String	Defines the scope of the data on which you run the report. For example, you can run the report against all opportunities, opportunities you own, or opportunities your team owns. Valid values depend on the report type.
showGrandTotal	Boolean	Indicates whether the report shows the grand total.
showSubtotals	Boolean	Indicates whether the report shows subtotals, such as column or row totals.
sortBy	Array of strings	API name of the field on which the report is sorted and the direction of the sort (asc or desc).
standardDateFilter	Array of strings	Standard date filters available in reports. Each standard date filter contains the following properties: column: API name of the date field on which you filter the report data. durationValue: The range for which you want to run the report. The value is a date literal or 'CUSTOM.' startDate: Start date. endDate: End date.
standardFilters	Array of strings	List of filters that show up in the report by default. The filters vary by report type. For example, standard filters for reports on the Opportunity object are Show, Opportunity Status, and Probability. This list appears as name-value string pairs.
supportsRoleHierarchy	Boolean	Indicates whether the report type supports role hierarchy filtering (true) or not (false).
topRows	Top rows	Describes a row limit filter applied to the report.
userOrHierarchyFilterId	String	Unique user or role ID of the user or role used by the report's role hierarchy filter. If specified, a role hierarchy filter is applied to the report. If unspecified, no role hierarchy filter is applied to the report.

Response Body

Property	Type	Description
id	String	Unique ID for an instance of a report that was run asynchronously.
status	String	<ul style="list-style-type: none"> New if the report run has just been triggered through a request. Success if the report ran. Running if the report is being run.

Property	Type	Description
		<ul style="list-style-type: none">• <code>Error</code> if the report run failed. The instance of a report run can return an error if, for example, your permission to access the report has been removed since you requested the run.
<code>url</code>	String	URL where results of the report run for that instance are stored. The value is <code>null</code> if the report couldn't be run because of an error.
<code>ownerId</code>	String	API name of the user that created the instance.
<code>completionDate</code>	Date, time string	Date, time when the instance of the report run finished. Only available if the report instance ran successfully or couldn't be run because of an error. Date-time information is in ISO-8601 format.
<code>hasDetailRows</code>	Boolean	<ul style="list-style-type: none">• When <code>false</code>, indicates that summary level data was requested for the report instance.• When <code>true</code>, indicates that detailed data, which includes summary level data, was requested for the report instance.
<code>requestDate</code>	Date, time string	Date and time when an instance of the report run was requested. Date-time information is in ISO-8601 format.

SEE ALSO:

[Describe](#)

[Execute Sync](#)

Instances List

Returns a list of instances for a report that you requested to be run asynchronously. Each item in the list is treated as a separate instance of the report run with metadata in that snapshot of time.

Resource URL

```
/services/data/<latest API version>/analytics/reports/<report ID>/instances
```

Formats

JSON

HTTP Methods

Method	Description
GET	Return a list of asynchronous runs of a report. See this example .

Response Body

Property	Type	Description
id	String	Unique ID for a report instance that was requested for a run. The ID is used to obtain results of the report run for that instance.
status	String	<ul style="list-style-type: none">• <code>New</code> if the report run has just been triggered through a POST request.• <code>Success</code> if the report ran.• <code>Running</code> if the report is being run.• <code>Error</code> if the report run failed. The instance of a report run can return an error if, for example, your permission to access the report has been removed since you requested the run.
url	String	URL where results of the report run for that instance are stored. The value is <code>null</code> if the report couldn't be run because of an error.
ownerId	String	API name of the user that created the instance.
hasDetailRows	Boolean	<ul style="list-style-type: none">• When <code>false</code>, indicates that summary level data was requested for the report run.• When <code>true</code>, indicates that detailed data, which includes summary level data, was requested for the report run.
completionDate	Date, time string	Date, time when the instance of the report run finished. Only available if the report instance ran successfully or couldn't be run because of an error. Date-time information is in ISO-8601 format.
requestDate	Date, time string	Date and time when an instance of the report run was requested. Date-time information is in ISO-8601 format.

SEE ALSO:

[Execute Async](#)

[Instance Results](#)

Instance Results

Retrieves results for an instance of a report run asynchronously with or without filters. Depending on your asynchronous report run request, data can be at the summary level or include details.

Resource URL

```
/services/data/<latest API version>/analytics/reports/<report ID>/instances/<instance ID>
```

Formats

JSON

HTTP Methods

Method	Description
GET	Retrieves results of an asynchronous report run. See this example .
DELETE	If the given report instance has a <code>status</code> of <code>Success</code> or <code>Error</code> , delete the report instance and return an empty response body.

GET Response Body

Property	Type	Description
<code>hasDetailRows</code>	Boolean	<ul style="list-style-type: none"> When <code>false</code>, report results are at summary level. When <code>true</code>, report results are at the record detail level.
<code>allData</code>	Boolean	When <code>True</code> , all report results are returned. When <code>False</code> , detailed data for the first 2000 report rows are returned.
<code>reportMetadata</code>	Report metadata	Information about the fields used to build the report.
<code>factMap</code>	Fact map	Collection of summary level data or both detailed and summary level data.
<code>attributes</code>	Attributes	Attributes for the instance of the report run.
<code>reportExtendedMetadata</code>	Report extended metadata	Information on report groupings, summary fields, and detailed data columns, which is available if detailed data is requested.
<code>groupingsDown</code>	Groupings down	Collection of row groupings.
<code>groupingsAcross</code>	Groupings across	Collection of column groupings.

Attributes

Property	Type	Description
<code>id</code>	String	Unique ID for an instance of a report that was run.
<code>status</code>	String	<ul style="list-style-type: none"> <code>New</code> if the report run has just been triggered through a request. <code>Success</code> if the report ran. <code>Running</code> if the report is being run. <code>Error</code> if the report run failed. The instance of a report run can return an error if, for example, your permission to access the report has been removed since you requested the run.

Property	Type	Description
ownerId	String	API name of the user that created the instance.
completionDate	Date, time string	Date, time when the instance of the report run finished. Only available if the report instance ran successfully or couldn't be run because of an error. Date-time information is in ISO-8601 format.
requestDate	Date, time string	Date and time when an instance of the report run was requested. Date-time information is in ISO-8601 format.
type	String	Format of the resource.
reportId	String	Unique report ID.
reportName	String	Display name of the report.

SEE ALSO:

[Execute Async](#)

[Instances List](#)

Report List

Displays a list of up to 200 tabular, matrix, or summary reports that you recently viewed. To get a full list of reports by format, name, and other fields, use a SOQL query on the Report object. The resource can also be used to make a copy of a report.

Resource URL

Task	URL
List reports	<code>/services/data/<latest API version>/analytics/reports</code>
Copy report	<code>/services/data/<latest API version>/analytics/reports?cloneId=<report ID></code>

Formats

JSON

HTTP Methods

Method	Description
GET	List of reports that were recently viewed by the API user. See this example .


Method	Description
POST	Create or clone a report. To create a new report, see this example . To clone an existing report, see this example .

GET Response Body

Property	Type	Description
name	String	Report display name.
id	String	Unique report ID.
url	String	URL that returns report data.
describeUrl	String	URL that retrieves report metadata.
instancesUrl	String	Information for each instance of the report that was run asynchronously.

POST Response Body

Property	Type	Description
aggregates	Array of strings	Unique identities for summary or custom summary formula fields in the report. For example: <ul style="list-style-type: none"> <code>a!Amount</code> represents the average for the <code>Amount</code> column. <code>s!Amount</code> represents the sum of the <code>Amount</code> column. <code>m!Amount</code> represents the minimum value of the <code>Amount</code> column. <code>x!Amount</code> represents the maximum value of the <code>Amount</code> column. <code>s!<customfieldID></code> represents the sum of a custom field column. For custom fields and custom report types, the identity is a combination of the summary type and the field ID.
buckets	Bucket field	Describes a bucket field.
chart	Chart[]	Details about the chart used in a report.
crossFilters	Cross filter on page 138[]	Cross filters applied to the report.
customSummaryFormula	Custom summary formula	Describes a custom summary formulas.

Property	Type	Description
currency	String	Report currency, such as USD, EUR, GBP, for an organization that has Multi-Currency enabled. Value is <code>null</code> if the organization does not have Multi-Currency enabled.
detailColumns	Array of strings	Unique API names for the fields that have detailed data.
developerName	String	Report API name.
division	String	<p>Determines the division of records to include in the report. For example, West Coast and East Coast.</p> <p>Available only if your organization uses divisions to segment data and you have the “Affected by Divisions” permission. If you do not have the “Affected by Divisions” permission, your reports include records in all divisions.</p>
folderId	String	<p>ID of the folder that contains the report.</p> <p> Note: When the report is in the My Personal Custom Reports folder, <code>folderId</code> = <code>userId</code>. When the report is in the Unfiled Public Reports folder, <code>folderId</code> = <code>orgId</code>.</p>
groupingsAcross	Groupings across[]	<p>Unique identities for each column grouping in a report. The identity is:</p> <ul style="list-style-type: none"> • An empty array for reports in summary format as it can’t have column groupings. • <code>BucketField_(ID)</code> for bucket fields. • ID of a custom field when the custom field is used for a column grouping.
groupingsDown	Groupings down[]	<p>Unique identities for each row grouping in a report. The identity is:</p> <ul style="list-style-type: none"> • <code>BucketField_(ID)</code> for bucket fields. • ID of a custom field when the custom field is used for grouping.
hasDetailRows	Boolean	Indicates whether to include detailed data with the summary data.
hasRecordCount	Boolean	Indicates whether the report shows the record count.
historicalSnapshotDates	Array of strings	List of historical snapshot dates.
id	String	Unique report ID.
name	String	Display name of the report.
reportBooleanFilter	String	<p>Logic to parse custom field filters. Value is <code>null</code> when filter logic is not specified.</p> <p>This is an example of a report filtered to show opportunities for accounts that are either of customer or partner type OR their annual revenue</p>

Property	Type	Description
		<p>exceeds 100K AND they are medium or large sized businesses. The filters are processed by the logic, "(1 OR 2) AND 3."</p> <pre> { ... "reportBooleanFilter": "(1 OR 2) AND 3", "reportFilters": [{ "value": "Analyst,Integrator,Press,Other", "column": "TYPE", "operator": "notEqual" }, { "value": "100,000", "column": "SALES", "operator": "greaterThan" }, { "value": "Small", "column": "Size", "operator": "notEqual" }] } </pre>
reportFilters	Filter details[]	List of each custom filter in the report along with the field name, filter operator, and filter value.
reportFormat	String	<p>Format of the report. Value can be:</p> <ul style="list-style-type: none"> • TABULAR • SUMMARY • MATRIX
reportType	Report type	<p>Unique API name and display name for the report type.</p> <p><code>type</code>: Of type string, this is the unique identifier of the report type.</p> <p><code>label</code>: Of type string, this is the display name of the report type.</p>
scope	String	Defines the scope of the data on which you run the report. For example, you can run the report against all opportunities, opportunities you own, or opportunities your team owns. Valid values depend on the report type.
showGrandTotal	Boolean	Indicates whether the report shows the grand total.
showSubtotals	Boolean	Indicates whether the report shows subtotals, such as column or row totals.

Property	Type	Description
<code>sortBy</code>	Array of strings	API name of the field on which the report is sorted and the direction of the sort (asc or desc).
<code>standardDateFilter</code>	Array of strings	Standard date filters available in reports. Each standard date filter contains the following properties: <code>column</code> : API name of the date field on which you filter the report data. <code>durationValue</code> : The range for which you want to run the report. The value is a date literal or 'CUSTOM.' <code>startDate</code> : Start date. <code>endDate</code> : End date.
<code>standardFilters</code>	Array of strings	List of filters that show up in the report by default. The filters vary by report type. For example, standard filters for reports on the Opportunity object are Show, Opportunity Status, and Probability. This list appears as name-value string pairs.
<code>supportsRoleHierarchy</code>	Boolean	Indicates whether the report type supports role hierarchy filtering (true) or not (false).
<code>topRows</code>	Top rows	Describes a row limit filter applied to the report.
<code>userOrHierarchyFilterId</code>	String	Unique user or role ID of the user or role used by the report's role hierarchy filter. If specified, a role hierarchy filter is applied to the report. If unspecified, no role hierarchy filter is applied to the report.

Query

Returns report data without saving changes to an existing report or creating a new one.

Resource URL

```
/services/data/<latest API version>/analytics/reports/query
```

Formats


JSON

HTTP Methods

Method	Description
POST	Run a report without creating or saving the report. Customize your report using <code>reportMetadata</code> that you specify in the request body. See this example on page 59.

Request Body

Report metadata

Property	Type	Description
<code>aggregates</code>	Array of strings	<p>Unique identities for summary or custom summary formula fields in the report. For example:</p> <ul style="list-style-type: none"> <code>a!Amount</code> represents the average for the <code>Amount</code> column. <code>s!Amount</code> represents the sum of the <code>Amount</code> column. <code>m!Amount</code> represents the minimum value of the <code>Amount</code> column. <code>x!Amount</code> represents the maximum value of the <code>Amount</code> column. <code>s!<customfieldID></code> represents the sum of a custom field column. For custom fields and custom report types, the identity is a combination of the summary type and the field ID.
<code>buckets</code>	Bucket field	Describes a bucket field.
<code>chart</code>	Chart[]	Details about the chart used in a report.
<code>crossFilters</code>	Cross filter on page 169[]	Cross filters applied to the report.
<code>customSummaryFormula</code>	Custom summary formula	Describes a custom summary formulas.
<code>currency</code>	String	Report currency, such as USD, EUR, GBP, for an organization that has Multi-Currency enabled. Value is <code>null</code> if the organization does not have Multi-Currency enabled.
<code>detailColumns</code>	Array of strings	Unique API names for the fields that have detailed data.
<code>developerName</code>	String	Report API name.
<code>division</code>	String	<p>Determines the division of records to include in the report. For example, West Coast and East Coast.</p> <p>Available only if your organization uses divisions to segment data and you have the “Affected by Divisions” permission. If you do not have the “Affected by Divisions” permission, your reports include records in all divisions.</p>
<code>folderId</code>	String	<p>ID of the folder that contains the report.</p> <p> Note: When the report is in the My Personal Custom Reports folder, <code>folderId</code> = <code>userId</code>. When the report is in the Unfiled Public Reports folder, <code>folderId</code> = <code>orgId</code>.</p>

Property	Type	Description
groupingsAcross	Groupings across[]	<p>Unique identities for each column grouping in a report. The identity is:</p> <ul style="list-style-type: none"> • An empty array for reports in summary format as it can't have column groupings. • <code>BucketField_ (ID)</code> for bucket fields. • ID of a custom field when the custom field is used for a column grouping.
groupingsDown	Groupings down[]	<p>Unique identities for each row grouping in a report. The identity is:</p> <ul style="list-style-type: none"> • <code>BucketField_ (ID)</code> for bucket fields. • ID of a custom field when the custom field is used for grouping.
hasDetailRows	Boolean	Indicates whether to include detailed data with the summary data.
hasRecordCount	Boolean	Indicates whether the report shows the record count.
historicalSnapshotDates	Array of strings	List of historical snapshot dates.
id	String	Unique report ID.
name	String	Display name of the report.
reportBooleanFilter	String	<p>Logic to parse custom field filters. Value is <code>null</code> when filter logic is not specified.</p> <p>This is an example of a report filtered to show opportunities for accounts that are either of customer or partner type OR their annual revenue exceeds 100K AND they are medium or large sized businesses. The filters are processed by the logic, "(1 OR 2) AND 3."</p> <pre> { ... "reportBooleanFilter": "(1 OR 2) AND 3", "reportFilters": [{ "value": "Analyst,Integrator,Press,Other", "column": "TYPE", "operator": "notEqual" }, { "value": "100,000", "column": "SALES", "operator": "greaterThan" }, { "value": "Small", "column": "Size", "operator": "notEqual" }] } </pre>

Property	Type	Description
		<pre>] } } </pre>
reportFilters	Filter details[]	List of each custom filter in the report along with the field name, filter operator, and filter value.
reportFormat	String	Format of the report. Value can be: <ul style="list-style-type: none"> TABULAR SUMMARY MATRIX
reportType	Report type	Unique API name and display name for the report type. type: Of type string, this is the unique identifier of the report type. label: Of type string, this is the display name of the report type.
scope	String	Defines the scope of the data on which you run the report. For example, you can run the report against all opportunities, opportunities you own, or opportunities your team owns. Valid values depend on the report type.
showGrandTotal	Boolean	Indicates whether the report shows the grand total.
showSubtotals	Boolean	Indicates whether the report shows subtotals, such as column or row totals.
sortBy	Array of strings	API name of the field on which the report is sorted and the direction of the sort (asc or desc).
standardDateFilter	Array of strings	Standard date filters available in reports. Each standard date filter contains the following properties: column: API name of the date field on which you filter the report data. durationValue: The range for which you want to run the report. The value is a date literal or 'CUSTOM.' startDate: Start date. endDate: End date.
standardFilters	Array of strings	List of filters that show up in the report by default. The filters vary by report type. For example, standard filters for reports on the Opportunity object are Show, Opportunity Status, and Probability. This list appears as name-value string pairs.
supportsRoleHierarchy	Boolean	Indicates whether the report type supports role hierarchy filtering (true) or not (false).
topRows	Top rows	Describes a row limit filter applied to the report.

Property	Type	Description
<code>userOrHierarchyFilterId</code>	String	Unique user or role ID of the user or role used by the report's role hierarchy filter. If specified, a role hierarchy filter is applied to the report. If unspecified, no role hierarchy filter is applied to the report.

Chart

Property	Type	Description
<code>chartType</code>	String	Type of chart.
<code>groupings</code>	String	Report grouping.
<code>hasLegend</code>	Boolean	Indicates whether the report has a legend.
<code>showChartValues</code>	Boolean	Indicates whether the report shows chart values.
<code>summaries</code>	Array of strings	Unique identities for summary or custom summary formula fields in the report. For example: <ul style="list-style-type: none"> <code>a!Amount</code> represents the average for the <code>Amount</code> column. <code>s!Amount</code> represents the sum of the <code>Amount</code> column. <code>m!Amount</code> represents the minimum value of the <code>Amount</code> column. <code>x!Amount</code> represents the maximum value of the <code>Amount</code> column. <code>s!<customFieldID></code> represents the sum of a custom field column. For custom fields and custom report types, the identity is a combination of the summary type and the field ID.
<code>summaryAxisLocations</code>	String	Specifies the axis that shows the summary values. Valid values are <code>X</code> and <code>Y</code> .
<code>title</code>	String	Name of the chart.

Groupings down

Property	Type	Description
<code>name</code>	String	API name of the field used as a row grouping.
<code>sortOrder</code>	String	Order in which data is sorted within a row grouping. Value can be: <ul style="list-style-type: none"> <code>Asc</code> for ascending order. <code>Desc</code> for descending order.

Property	Type	Description
dateGranularity	String	Interval set on a date field that's used as a row grouping. Value can be: <ul style="list-style-type: none">• Day• Calendar Week• Calendar Month• Calendar Quarter• Calendar Year• Fiscal Quarter• Fiscal Year• Calendar Month in Year• Calendar Day in Month
sortAggregate	String	Summary field that's used to sort data within a grouping in a report that's in summary format. Applies if you have the Aggregate Sort feature enabled as part of its pilot program. The value is null when data within a grouping is not sorted by a summary field. In this example, data grouped by Account Owner is sorted by the sum of Annual Revenue. <pre>{ "aggregates": ["s!SALES", "RowCount"], "groupingsDown": [{ "name": "USERS.NAME", "sortOrder": "Desc", "dateGranularity": "None", "sortAggregate": "s!SALES" }]}</pre>

Groupings across

Property	Type	Description
name	String	API name of the field used as a column grouping.
sortOrder	String	Order in which data is sorted within a column grouping. Value can be: <ul style="list-style-type: none">• Asc for ascending order.• Desc for descending order.
dateGranularity	String	Interval set on a date field used as a column grouping. Value can be: <ul style="list-style-type: none">• Day

Property	Type	Description
		<ul style="list-style-type: none"> • Calendar Week • Calendar Month • Calendar Quarter • Calendar Year • Fiscal Quarter • Fiscal Year • Calendar Month in Year • Calendar Day in Month

Filter details

Property	Type	Description
column	String	Unique API name for the field that's being filtered.
isRunPageEditable	Boolean	Indicates if this is an editable filter in the user interface.
operator	String	<p>Unique API name for the condition used to filter a field such as "greater than" or "not equal to." Filter conditions depend on the data type of the field. Valid values are:</p> <ul style="list-style-type: none"> • equals • notEqual • lessThan • greaterThan • lessOrEqual • greaterOrEqual • contains • notContain • startsWith • includes • excludes • within (DISTANCE criteria only)
value	String	<p>Value by which a field is filtered. For example, the field <code>Age</code> can be filtered by a numeric value.</p> <p>For datetime fields, if you make a POST request and specify a calendar date without including a time, then a default time gets included. The time defaults to midnight minus the difference between your timezone and Greenwich Mean Time (GMT). For example, if you specify 8/8/2015 and your timezone is Pacific Standard Time (GMT-700), then the API returns 2015-08-08T07:00:00Z.</p>

Bucket field

Property	Type	Description
bucketType	BucketType	The type of bucket. Possible values are <code>number</code> , <code>percent</code> , and <code>picklist</code> .
developerName	String	API name of the bucket.
label	String	User-facing name of the bucket.
nullTreatedAsZero	Boolean	Specifies whether null values are converted to zero (<code>true</code>) or not (<code>false</code>).
otherBucketLabel	String	Name of the fields grouped as "Other" (in buckets of <code>BucketType PICKLIST</code>).
sourceColumnName	String	Name of the bucketed field.
values	Array of BucketTypeValues	Describes the values included in the bucket field..

Bucket field value

Property	Type	Description
label	String	The user-facing name of the bucket.
sourceDimensionValues	String	A list of the values from the source field included in this bucket category (in buckets of type <code>PICKLIST</code> and buckets of type <code>TEXT</code>).
rangeUpperBound	Double	The greatest range limit under which values are included in this bucket category (in buckets of type <code>NUMBER</code>).

Cross filter

Property	Type	Description
criteria	Array of Filter details[]	Information about how to filter the <code>relatedEntity</code> . Use to relate the primary entity with a subset of the <code>relatedEntity</code> .
includesObject	Boolean	Specifies whether objects returned have a relationship with the <code>relatedEntity</code> (<code>true</code>) or not (<code>false</code>).
primaryEntityField	String	The name of the object on which the cross filter is evaluated.
relatedEntity	String	The name of the object that the <code>primaryEntityField</code> is evaluated against. (The right-hand side of the cross filter).
relatedEntityJoinField	String	The name of the field used to join the <code>primaryEntityField</code> and <code>relatedEntity</code> .


Custom summary formula

Property	Type	Description
label	String	The user-facing name of the custom summary formula.
description	String	The user-facing description of the custom summary formula.
formulaType	String	The format of the numbers in the custom summary formula. Possible values are <code>number</code> , <code>currency</code> , and <code>percent</code> .
decimalPlaces	Integer	The number of decimal places to include in numbers.
downGroup	String	The name of a row grouping when the <code>downGroupType</code> is <code>CUSTOM</code> . Null otherwise.
downGroupType	String	Where to display the aggregate of the custom summary formula. Possible values are <code>all</code> , <code>custom</code> , and <code>grand_total</code> .
acrossGroup	String	The name of a column grouping when the <code>acrossGroupType</code> is <code>CUSTOM</code> . Null otherwise.
acrossGroupType	String	Where to display the aggregate of the custom summary formula. Possible values are <code>all</code> , <code>custom</code> , and <code>grand_total</code> .
formula	String	The operations performed on values in the custom summary formula.

Top rows

Property	Type	Description
rowLimit	Integer	The number of rows returned in the report.
direction	String	The sort order of the report rows.

Response Body

Property	Type	Description
attributes	Attributes	Key report attributes and child resource URLs.
allData	Boolean	<p>When <code>True</code>, all report results are returned.</p> <p>When <code>False</code>, results are returned for the same number of rows as a report run in Salesforce.</p> <p> Note: For reports that have too many records, use filters to refine results.</p>

Property	Type	Description
factMap	Fact map	<p>Summary level data or both summary and detailed data for each row or column grouping. Detailed data is available if <code>hasDetailRows</code> is <code>true</code>.</p> <p>Each row or column grouping is represented by combination of row and column grouping keys defined in Groupings down and Groupings across.</p> <p>See these examples of fact map keys.</p>
groupingsAcross	Groupings across	Collection of column groupings, keys, and their values.
groupingsDown	Groupings down	Collection of row groupings, keys, and their values.
hasDetailRows	Boolean	<p>When <code>true</code>, the fact map returns values for both summary level and record level data.</p> <p>When <code>false</code>, the fact map returns summary values.</p>
reportExtendedMetadata	Report extended metadata	Additional information about columns, summaries, and groupings.
reportMetadata	Report metadata	Unique identifiers for groupings and summaries.

Attributes

Property	Type	Description
describeUrl	String	Resource URL to get report metadata.
instancesUrl	String	Resource URL to run a report asynchronously. The report can be run with or without filters to get summary or both summary and detailed data. Results of each instance of the report run are stored under this URL.
type	String	API resource format.
reportName	String	Display name of the report.
reportId	String	Unique report ID.

Fact map

Property	Type	Description
rows	Data cells[]	Array of detailed report data listed in the order of the detail columns provided by the report metadata.
aggregates	Aggregates[]	Summary level data including record count for a report.

Data cells

Property	Type	Description
value	Detail column info data type	The value of a specified cell.
label	String	Display name of the value as it appears for a specified cell in the report.

Aggregates

Property	Type	Description
value	Number	Numeric value of the summary data for a specified cell.
label	String	Formatted summary data for a specified cell.

Groupings across

Property	Type	Description
groupings	Groupings[]	Information for each column grouping as a list.

Groupings

Property	Type	Description
value	String	<p>Value of the field used as a row or column grouping. The value depends on the field's data type.</p> <ul style="list-style-type: none"> • Currency fields: <ul style="list-style-type: none"> — amount: Of type currency. Value of a data cell. — currency: Of type picklist. The ISO 4217 currency code, if available; for example, USD for US dollars or CNY for Chinese yuan. (If the grouping is on the converted currency, this is the currency code for the report and not for the record.) • Picklist fields: API name. For example, a custom picklist field, <code>Type of Business</code> with values 1, 2, 3 for Consulting, Services, and Add-On Business, has 1, 2, or 3 as the grouping value. • ID fields: API name. • Record type fields: API name. • Date and time fields: Date or time in ISO-8601 format. • Lookup fields: Unique API name. For example, for the <code>Opportunity Owner</code> lookup field, the ID of each

Property	Type	Description
		opportunity owner's Chatter profile page can be a grouping value.
key	String	Unique identity for a row or column grouping. The identity is used by the fact map to specify data values within each grouping.
label	String	Display name of a row or column grouping. For date and time fields, the label is the localized date or time.
groupings	Array	Second or third level row or column groupings. If there are none, the value is an empty array.
dategroupings	Array	Start date and end date of the interval defined by <code>date granularity</code> .

Groupings down

Property	Type	Description
groupings	Groupings[]	Information for each row grouping as a list.

Report Fields

The Report Fields resource returns report fields available for specified reports. Use the resource to determine the best fields for use in dashboard filters by seeing which fields different source reports have in common. Available in API version 40.0 and later.

Resource URL

```
/services/data/<latest API version>/analytics/reports/<report ID>/fields
```

Formats

JSON

HTTP Methods

Method	Description
POST	If the request body is empty, returns a list of all possible report fields. Otherwise, returns a list of fields that specified reports share.

POST Request Body

Property	Type	Description
<code>intersectWith</code>	Array of Report IDs	An array of unique report IDs.

POST Response Body

Property	Type	Description
<code>displayGroups</code>	Array of Fields	Fields available when adding a filter.
<code>equivalentFields</code>	Array of Fields	Fields available for each specified report. Each object in this array is a list of common fields categorized by report type.
<code>equivalentFieldIndices</code>	Map of Fields	Map of each field's API name to the index of the field in the <code>equivalentFields</code> array.
<code>mergedGroups</code>	Array of Fields	Merged fields.

Example Request Body

```
{
  "intersectWith": ["00OR0000000P3RVMA0"]
}
```

Example Response Body

```
{
  "displayGroups" : {
    "Opportunity" : [ {
      "columns" : {
        "ACCOUNT_CREATED_DATE" : {
          "dataType" : "date",
          "filterValues" : [ ],
          "filterable" : true,
          "isLookup" : false,
          "label" : "Account: Created Date",
          "maxLength" : null
        },
        "ACCOUNT_LAST_ACTIVITY" : {
          "dataType" : "date",
          "filterValues" : [ ],
          "filterable" : true,
          "isLookup" : false,
          "label" : "Account: Last Activity",
          "maxLength" : null
        },
        "ACCOUNT_LAST_UPDATE" : {
```

```

      "dataType" : "date",
      "filterValues" : [ ],
      "filterable" : true,
      "isLookup" : false,
      "label" : "Account: Last Modified Date",
      "maxLength" : null
    },
    "ACCOUNT_OWNER" : {
      "dataType" : "string",
      "filterValues" : [ ],
      "filterable" : true,
      "isLookup" : false,
      "label" : "Account Owner",
      "maxLength" : null
    },
    "ACCOUNT_OWNER_ALIAS" : {
      "dataType" : "string",
      "filterValues" : [ ],
      "filterable" : true,
      "isLookup" : true,
      "label" : "Account Owner Alias",
      "maxLength" : 8
    }
  },
  "label" : "Account: General",
  "labelSuffix" : "(Opportunities)"
}, {
  "columns" : {
    "CLOSE_DATE" : {
      "dataType" : "date",
      "filterValues" : [ ],
      "filterable" : true,
      "isLookup" : false,
      "label" : "Close Date",
      "maxLength" : null
    },
    "CLOSE_DATE2" : {
      "dataType" : "date",
      "filterValues" : [ ],
      "filterable" : true,
      "isLookup" : false,
      "label" : "Close Date (2)",
      "maxLength" : null
    },
    "CLOSE_MONTH" : {
      "dataType" : "date",
      "filterValues" : [ ],
      "filterable" : true,
      "isLookup" : false,
      "label" : "Close Month",
      "maxLength" : null
    },
    "CREATED_ALIAS" : {
      "dataType" : "string",

```

```
    "filterValues" : [ ],
    "filterable" : true,
    "isLookup" : true,
    "label" : "Created Alias",
    "maxLength" : 8
  },
  "CREATED" : {
    "dataType" : "string",
    "filterValues" : [ ],
    "filterable" : true,
    "isLookup" : false,
    "label" : "Created By",
    "maxLength" : null
  },
  "CREATED_DATE" : {
    "dataType" : "date",
    "filterValues" : [ ],
    "filterable" : true,
    "isLookup" : false,
    "label" : "Created Date",
    "maxLength" : null
  },
  "LAST_ACTIVITY" : {
    "dataType" : "date",
    "filterValues" : [ ],
    "filterable" : true,
    "isLookup" : false,
    "label" : "Last Activity",
    "maxLength" : null
  },
  "LAST_UPDATE_BY_ALIAS" : {
    "dataType" : "string",
    "filterValues" : [ ],
    "filterable" : true,
    "isLookup" : true,
    "label" : "Last Modified Alias",
    "maxLength" : 8
  },
  "LAST_UPDATE_BY" : {
    "dataType" : "string",
    "filterValues" : [ ],
    "filterable" : true,
    "isLookup" : false,
    "label" : "Last Modified By",
    "maxLength" : null
  },
  "LAST_UPDATE" : {
    "dataType" : "date",
    "filterValues" : [ ],
    "filterable" : true,
    "isLookup" : false,
    "label" : "Last Modified Date",
    "maxLength" : null
  },
}
```

```

    "LAST_STAGE_CHANGE_DATE" : {
      "dataType" : "date",
      "filterValues" : [ ],
      "filterable" : true,
      "isLookup" : false,
      "label" : "Last Stage Change Date",
      "maxLength" : null
    }
  },
  "label" : "Opportunity Information",
  "labelSuffix" : "(Opportunities)"
}, {
  "columns" : {
    "FULL_NAME" : {
      "dataType" : "string",
      "filterValues" : [ ],
      "filterable" : true,
      "isLookup" : false,
      "label" : "Opportunity Owner",
      "maxLength" : null
    },
    "OWNER_MANAGER" : {
      "dataType" : "string",
      "filterValues" : [ ],
      "filterable" : true,
      "isLookup" : false,
      "label" : "Opportunity Owner: Manager",
      "maxLength" : null
    },
    "ALIAS" : {
      "dataType" : "string",
      "filterValues" : [ ],
      "filterable" : true,
      "isLookup" : true,
      "label" : "Opportunity Owner Alias",
      "maxLength" : 8
    },
    "ROLLUP_DESCRIPTION" : {
      "dataType" : "string",
      "filterValues" : [ ],
      "filterable" : true,
      "isLookup" : true,
      "label" : "Owner Role",
      "maxLength" : 80
    }
  },
  "label" : "Opportunity Owner Information",
  "labelSuffix" : "(Opportunities)"
} ],
"LeadList" : [ {
  "columns" : {
    "EMAIL_BOUNCED_DATE" : {
      "dataType" : "datetime",
      "filterValues" : [ ],

```

```

        "filterable" : true,
        "isLookup" : false,
        "label" : "Email Bounced Date",
        "maxLength" : null
    },
    },
    "label" : "Lead: Ph/Fax/Email",
    "labelSuffix" : "(Leads)"
}, {
    "columns" : {
        "CREATED_ALIAS" : {
            "dataType" : "string",
            "filterValues" : [ ],
            "filterable" : true,
            "isLookup" : true,
            "label" : "Created Alias",
            "maxLength" : 8
        },
        "CREATED_DATE" : {
            "dataType" : "date",
            "filterValues" : [ ],
            "filterable" : true,
            "isLookup" : false,
            "label" : "Create Date",
            "maxLength" : null
        },
        "CREATED" : {
            "dataType" : "string",
            "filterValues" : [ ],
            "filterable" : true,
            "isLookup" : false,
            "label" : "Created By",
            "maxLength" : null
        },
        "CREATED_MONTH" : {
            "dataType" : "date",
            "filterValues" : [ ],
            "filterable" : true,
            "isLookup" : false,
            "label" : "Created Month",
            "maxLength" : null
        },
        "LAST_ACTIVITY" : {
            "dataType" : "date",
            "filterValues" : [ ],
            "filterable" : true,
            "isLookup" : false,
            "label" : "Last Activity",
            "maxLength" : null
        },
        "LAST_UPDATE" : {
            "dataType" : "date",
            "filterValues" : [ ],
            "filterable" : true,

```

```

        "isLookup" : false,
        "label" : "Last Modified",
        "maxLength" : null
    },
    "LAST_UPDATE_BY_ALIAS" : {
        "dataType" : "string",
        "filterValues" : [ ],
        "filterable" : true,
        "isLookup" : true,
        "label" : "Last Modified Alias",
        "maxLength" : 8
    },
    "LAST_UPDATE_BY" : {
        "dataType" : "string",
        "filterValues" : [ ],
        "filterable" : true,
        "isLookup" : false,
        "label" : "Last Modified By",
        "maxLength" : null
    },
    "OWNER_ROLE_DISPLAY" : {
        "dataType" : "string",
        "filterValues" : [ ],
        "filterable" : true,
        "isLookup" : true,
        "label" : "Owner Role Display",
        "maxLength" : 80
    }
},
"label" : "Lead General",
"labelSuffix" : "{Leads}"
} ]
},
"equivalentFieldIndices" : {
    "ACCOUNT_CREATED_DATE" : 19,
    "ACCOUNT_LAST_UPDATE" : 19,
    "ACCOUNT_OWNER" : 15,
    "CREATED_ALIAS" : 16,
    "CREATED_DATE" : 19,
    "LAST_UPDATE_BY_ALIAS" : 16,
    "ALIAS" : 16,
    "EMAIL_BOUNCED_DATE" : 19,
    "CLOSE_MONTH" : 17,
    "LAST_UPDATE_BY" : 15,
    "CREATED_MONTH" : 17,
    "LAST_ACTIVITY" : 17,
    "ACCOUNT_LAST_ACTIVITY" : 17,
    "CLOSE_DATE" : 17,
    "CREATED" : 15,
    "LAST_UPDATE" : 19,
    "CLOSE_DATE2" : 17,
    "OWNER_MANAGER" : 15,
    "LAST_STAGE_CHANGE_DATE" : 19,
    "ROLLUP_DESCRIPTION" : 7,

```

```

    "FULL_NAME" : 15,
    "ACCOUNT_OWNER_ALIAS" : 16,
    "OWNER_ROLE_DISPLAY" : 7
  },
  "equivalentFields" : [ {
    "LeadList" : [ {
      "name" : "CREATED"
    }, {
      "name" : "LAST_UPDATE_BY"
    } ],
    "Opportunity" : [ {
      "name" : "CREATED"
    }, {
      "name" : "LAST_UPDATE_BY"
    }, {
      "name" : "FULL_NAME"
    }, {
      "name" : "OWNER_MANAGER"
    }, {
      "name" : "ACCOUNT_OWNER"
    } ]
  }, {
    "LeadList" : [ {
      "name" : "CREATED_ALIAS"
    }, {
      "name" : "LAST_UPDATE_BY_ALIAS"
    } ],
    "Opportunity" : [ {
      "name" : "CREATED_ALIAS"
    }, {
      "name" : "LAST_UPDATE_BY_ALIAS"
    }, {
      "name" : "ALIAS"
    }, {
      "name" : "ACCOUNT_OWNER_ALIAS"
    } ]
  }, {
    "LeadList" : [ {
      "name" : "LAST_UPDATE_BY"
    }, {
      "name" : "CREATED"
    } ],
    "Opportunity" : [ {
      "name" : "LAST_UPDATE_BY"
    }, {
      "name" : "CREATED"
    }, {
      "name" : "FULL_NAME"
    }, {
      "name" : "OWNER_MANAGER"
    }, {
      "name" : "ACCOUNT_OWNER"
    } ]
  }, {

```

```

    "LeadList" : [ {
      "name" : "LAST_UPDATE_BY_ALIAS"
    }, {
      "name" : "CREATED_ALIAS"
    } ],
    "Opportunity" : [ {
      "name" : "LAST_UPDATE_BY_ALIAS"
    }, {
      "name" : "CREATED_ALIAS"
    }, {
      "name" : "ALIAS"
    }, {
      "name" : "ACCOUNT_OWNER_ALIAS"
    } ]
  }, {
    "LeadList" : [ {
      "name" : "CREATED_DATE"
    }, {
      "name" : "LAST_UPDATE"
    }, {
      "name" : "EMAIL_BOUNCED_DATE"
    } ],
    "Opportunity" : [ {
      "name" : "CREATED_DATE"
    }, {
      "name" : "LAST_STAGE_CHANGE_DATE"
    }, {
      "name" : "LAST_UPDATE"
    }, {
      "name" : "ACCOUNT_CREATED_DATE"
    }, {
      "name" : "ACCOUNT_LAST_UPDATE"
    } ]
  }, {
    "LeadList" : [ {
      "name" : "CREATED_MONTH"
    }, {
      "name" : "LAST_ACTIVITY"
    } ],
    "Opportunity" : [ {
      "name" : "CLOSE_DATE"
    }, {
      "name" : "CLOSE_DATE2"
    }, {
      "name" : "CLOSE_MONTH"
    }, {
      "name" : "LAST_ACTIVITY"
    }, {
      "name" : "ACCOUNT_LAST_ACTIVITY"
    } ]
  }, {
    "LeadList" : [ {
      "name" : "LAST_UPDATE"
    }, {

```

```

    "name" : "CREATED_DATE"
  }, {
    "name" : "EMAIL_BOUNCED_DATE"
  } ],
  "Opportunity" : [ {
    "name" : "LAST_UPDATE"
  }, {
    "name" : "LAST_STAGE_CHANGE_DATE"
  }, {
    "name" : "CREATED_DATE"
  }, {
    "name" : "ACCOUNT_CREATED_DATE"
  }, {
    "name" : "ACCOUNT_LAST_UPDATE"
  } ]
}, {
  "LeadList" : [ {
    "name" : "OWNER_ROLE_DISPLAY"
  } ],
  "Opportunity" : [ {
    "name" : "ROLLUP_DESCRIPTION"
  } ]
}, {
  "LeadList" : [ {
    "name" : "LAST_ACTIVITY"
  }, {
    "name" : "CREATED_MONTH"
  } ],
  "Opportunity" : [ {
    "name" : "LAST_ACTIVITY"
  }, {
    "name" : "CLOSE_DATE"
  }, {
    "name" : "CLOSE_DATE2"
  }, {
    "name" : "CLOSE_MONTH"
  }, {
    "name" : "ACCOUNT_LAST_ACTIVITY"
  } ]
}, {
  "LeadList" : [ {
    "name" : "EMAIL_BOUNCED_DATE"
  }, {
    "name" : "CREATED_DATE"
  }, {
    "name" : "LAST_UPDATE"
  } ],
  "Opportunity" : [ {
    "name" : "LAST_STAGE_CHANGE_DATE"
  }, {
    "name" : "CREATED_DATE"
  }, {
    "name" : "LAST_UPDATE"
  }, {

```

```

      "name" : "ACCOUNT_CREATED_DATE"
    }, {
      "name" : "ACCOUNT_LAST_UPDATE"
    } ]
  }, {
    "LeadList" : [ {
      "name" : "LAST_ACTIVITY"
    }, {
      "name" : "CREATED_MONTH"
    } ],
    "Opportunity" : [ {
      "name" : "CLOSE_DATE2"
    }, {
      "name" : "CLOSE_DATE"
    }, {
      "name" : "CLOSE_MONTH"
    }, {
      "name" : "LAST_ACTIVITY"
    }, {
      "name" : "ACCOUNT_LAST_ACTIVITY"
    } ]
  }, {
    "LeadList" : [ {
      "name" : "LAST_ACTIVITY"
    }, {
      "name" : "CREATED_MONTH"
    } ],
    "Opportunity" : [ {
      "name" : "CLOSE_MONTH"
    }, {
      "name" : "CLOSE_DATE"
    }, {
      "name" : "CLOSE_DATE2"
    }, {
      "name" : "LAST_ACTIVITY"
    }, {
      "name" : "ACCOUNT_LAST_ACTIVITY"
    } ]
  }, {
    "LeadList" : [ {
      "name" : "CREATED"
    }, {
      "name" : "LAST_UPDATE_BY"
    } ],
    "Opportunity" : [ {
      "name" : "FULL_NAME"
    }, {
      "name" : "CREATED"
    }, {
      "name" : "LAST_UPDATE_BY"
    }, {
      "name" : "OWNER_MANAGER"
    }, {
      "name" : "ACCOUNT_OWNER"
    } ]
  } ]
} ]

```

```

    } ]
  }, {
    "LeadList" : [ {
      "name" : "CREATED_ALIAS"
    }, {
      "name" : "LAST_UPDATE_BY_ALIAS"
    } ],
    "Opportunity" : [ {
      "name" : "ALIAS"
    }, {
      "name" : "CREATED_ALIAS"
    }, {
      "name" : "LAST_UPDATE_BY_ALIAS"
    }, {
      "name" : "ACCOUNT_OWNER_ALIAS"
    } ]
  }, {
    "LeadList" : [ {
      "name" : "CREATED"
    }, {
      "name" : "LAST_UPDATE_BY"
    } ],
    "Opportunity" : [ {
      "name" : "OWNER_MANAGER"
    }, {
      "name" : "CREATED"
    }, {
      "name" : "LAST_UPDATE_BY"
    }, {
      "name" : "FULL_NAME"
    }, {
      "name" : "ACCOUNT_OWNER"
    } ]
  }, {
    "LeadList" : [ {
      "name" : "CREATED"
    }, {
      "name" : "LAST_UPDATE_BY"
    } ],
    "Opportunity" : [ {
      "name" : "ACCOUNT_OWNER"
    }, {
      "name" : "CREATED"
    }, {
      "name" : "LAST_UPDATE_BY"
    }, {
      "name" : "FULL_NAME"
    }, {
      "name" : "OWNER_MANAGER"
    } ]
  }, {
    "LeadList" : [ {
      "name" : "CREATED_ALIAS"
    }, {

```

```

      "name" : "LAST_UPDATE_BY_ALIAS"
    } ],
    "Opportunity" : [ {
      "name" : "ACCOUNT_OWNER_ALIAS"
    }, {
      "name" : "CREATED_ALIAS"
    }, {
      "name" : "LAST_UPDATE_BY_ALIAS"
    }, {
      "name" : "ALIAS"
    } ]
  }, {
    "LeadList" : [ {
      "name" : "LAST_ACTIVITY"
    }, {
      "name" : "CREATED_MONTH"
    } ],
    "Opportunity" : [ {
      "name" : "ACCOUNT_LAST_ACTIVITY"
    }, {
      "name" : "CLOSE_DATE"
    }, {
      "name" : "CLOSE_DATE2"
    }, {
      "name" : "CLOSE_MONTH"
    }, {
      "name" : "LAST_ACTIVITY"
    } ]
  }, {
    "LeadList" : [ {
      "name" : "CREATED_DATE"
    }, {
      "name" : "LAST_UPDATE"
    }, {
      "name" : "EMAIL_BOUNCED_DATE"
    } ],
    "Opportunity" : [ {
      "name" : "ACCOUNT_CREATED_DATE"
    }, {
      "name" : "LAST_STAGE_CHANGE_DATE"
    }, {
      "name" : "CREATED_DATE"
    }, {
      "name" : "LAST_UPDATE"
    }, {
      "name" : "ACCOUNT_LAST_UPDATE"
    } ]
  }, {
    "LeadList" : [ {
      "name" : "CREATED_DATE"
    }, {
      "name" : "LAST_UPDATE"
    }, {
      "name" : "EMAIL_BOUNCED_DATE"
    } ]
  }

```

```

    } ],
    "Opportunity" : [ {
      "name" : "ACCOUNT_LAST_UPDATE"
    }, {
      "name" : "LAST_STAGE_CHANGE_DATE"
    }, {
      "name" : "CREATED_DATE"
    }, {
      "name" : "LAST_UPDATE"
    }, {
      "name" : "ACCOUNT_CREATED_DATE"
    } ]
  } ],
  "mergedGroups" : { }
}

```

Report Error Codes

Errors can occur at the report level. Report-level error messages are returned in the response header.

When a report-level error occurs, the response header contains an HTTP response code and one of the following error messages:

HTTP Response Code	Error Message
400	The specified start date of <column name> specified for the standard date filter is invalid.
400	The specified end date of <column name> specified for the standard date filter is invalid.
400	The column <column name> specified for the standard date filter is invalid.
400	The column <column name> cannot be a standard date filter because it is not a date column.
400	The duration <value> specified for the standard date filter is invalid.
400	The report folder ID must be a valid folder ID.
400	The report folder ID can't be null.
400	The report name can't be null.
400	Column sorting isn't supported for matrix reports.
400	The sort column name must be from a selected column.
400	The sort column name can't be null.
400	A report can only be sorted by one column.
400	A snapshot date is not in the correct format. Accepted formats are one of the rolling dates defined or yyyy-MM-dd.
400	The request is invalid because reports that are not historical trending reports cannot have historical snapshot dates.
400	The request is invalid because there are no historical snapshot dates in the request body. Specify historical snapshot dates, or set historical snapshot dates as an empty array to omit them.

HTTP Response Code	Error Message
400	Only a report with fewer than 100 columns can be run. The columns are fields specified as detail columns, summaries, or custom summary formulas. Remove unneeded columns from the report and try again.
400	Can't run the report because it doesn't have any columns selected. Be sure to add fields as columns to the report through the user interface.
400	The request is invalid because there are no filters. Specify filters or set filters as an empty array to omit them.
400	The filter value for ID <value> is incorrect. Specify an ID that is 15 or 18 characters long, such as 006D000000CrRLw or 005U0000000Rg2CIAS.
400	Specify a valid filterable column because <value> is invalid.
400	Specify a valid condition because <value> is invalid.
400	Filter the date in the correct format. Accepted formats are yyyy-MM-dd'THH:mm:ss'Z' and yyyy-MM-dd.
400	The date formula is too large. Specify a reasonable value.
400	The request is invalid because there is no metadata. Specify metadata in the request body.
400	The clone request must contain a valid cloneld parameter.
403	The report can't be deleted because there are one or more dashboards referencing it.
403	You don't have permission to create reports in the given folder.
403	You don't have permission to edit reports in the given folder.
403	The report definition is obsolete. Your administrator has disabled all reports for the custom object, or its relationships have changed.
403	You don't have permission to run reports. Check that you have the Run Reports user permission.
403	You don't have sufficient privileges to perform this operation.
403	Reports and Dashboards REST API can't process the request because it can accept only as many as <number> requests at a time to get results of reports run asynchronously.
403	Reports and Dashboards REST API can't process the request because it can accept only as many as <number> requests at a time to run reports synchronously.
403	You can't run more than <number> reports synchronously every 60 minutes. Try again later.
404	Use a valid URL, for example, /services/data/(apiversion)/analytics/reports/(reportID)/describe, to retrieve report metadata.
404	The data you're trying to access is unavailable.
415	The Reports and Dashboards REST API only supports JSON content type in both request and response bodies. Specify requests with content type as application/json.
500	We ran into an error when fetching this report's metadata. Try to re-submit your query.
500	We ran into an error when running this report. Try to re-submit your query.

HTTP Response Code	Error Message
500	The request body is either invalid or incomplete.
500	Results for this instance are unavailable because the report's metadata has changed from when the report was last run. To get results, run the report again or undo changes to the report's metadata.
500	The report failed to be deleted.
500	The report failed to be created.
500	The report failed to be saved.
501	You're requesting data for an unsupported report format.
501	Historical trend data is unavailable in the report format requested. Change the report format to matrix and try again.

CHAPTER 6 Report Types API Resource Reference

In this chapter ...

- [Report Type List](#)
- [Report Type](#)

Use the Report Types API to get information about what report types are available in your org. The Report Types API is available in API version 39.0 and later.

Resources for the Report Types API are available at `/services/data/<latest API version>/analytics/reporttypes`. You can query each resource with an HTTP method.

Resource	Supported HTTP Method	Description
Report Type List <code>/services/data/<latest API version>/analytics/reportTypes</code>	GET	Returns a list of available report types.
Report Type <code>/services/data/<latest API version>/analytics/reportType/<type></code>	GET	Returns metadata about a specified report type.

Report Type List

Return a list of report types.

Syntax

URI

/vXX.X/analytics/reportTypes

Formats

JSON

HTTP methods

Method	Description
GET	Returns a list of report types.

GET Response Body

An array of report type folder objects. Each object contains the following fields:

Property	Type	Description
label	String	The end user-facing name of the report type folder.
reportTypes	reportTypes[]	An array of report types.

reportTypes[]

An array of report type objects. Each object contains the following fields:

Property	Type	Description
describeUrl	String	A URL link to the report type's metadata.
label	String	The end user-facing name of the report type in the report builder.
type	String	The API name of the report type.

Report Type

Return metadata about a report type.

Syntax

URI

/vXX.X/analytics/reportTypes/**type**

Formats

JSON

HTTP methods

Method	Description
GET	Return metadata about a report type

GET Request Body

A notification object with desired changes.

Property	Type	Description
reportMetadata	Report metadata	Unique identifiers for groupings and summaries.
reportTypeMetadata	Report type metadata	Fields in each section of a report type plus filter information for those fields.
reportExtendedMetadata	Report extended metadata	Additional information about summaries and groupings.

Report extended metadata

Property	Type	Description
aggregateColumnInfo	Aggregate column information	Includes all report summaries such as, Record Count, Sum, Average, Max, Min, and custom summary formulas. Contains values for each summary listed in the report metadata aggregates .
detailColumnInfo	Detail column information	Two properties for each field that has detailed data identified by its unique API name. The detailed data fields are also listed in the report metadata.
groupingColumnInfo	Grouping column information	Map of each row or column grouping to its metadata. Contains values for each grouping identified in the groupingsDown and groupingsAcross list.

Aggregate column information

Property	Type	Description
label	String	Display name for record count, or the summarized or custom summary formula field.
dataType	String	Data type of the summarized or custom summary formula field.
acrossGroupingContext	String	Column grouping in the report where the custom summary formula is displayed. As this example shows in the JSON response and in the custom summary formula editor of the matrix report, the

Property	Type	Description
		<div><p>custom summary formula is set at the grand summary level for the columns.</p><pre>{ "reportExtendedMetadata" : { "aggregateColumnInfo" : { "FORMULA1" : { "label" : "Stalled Oppty Avg", "dataType" : "Percent", "acrossGroupingContext" : "GRAND_SUMMARY", "downGroupingContext" : "GRAND_SUMMARY" }, }, }</pre><div><div><div>Where will this formula be displayed?</div><div><div><div></div><div>A</div></div><div><div></div><div>B</div></div></div><div><div>This formula calculation will be displayed in the report at the level you select.</div><div><div><div><div></div></div>At all summary levels</div><div><div><div><div></div></div>At a specific row/column grouping level...</div></div><div><div><div>Row Grand Summary</div></div></div><div><div><div>Column Grand Summary</div></div></div></div></div></div></div></div>
downGroupingContext	String	<div><p>Row grouping in the report where the custom summary formula is displayed. In this example, the custom summary formula for a summary report is displayed at the first grouping level This example is shown in both the JSON response and in the custom summary formula editor of the summary report.</p><pre>{ "reportExtendedMetadata" : { "aggregateColumnInfo" : { ... }, "FORMULA1" : { "label" : "Average Won", "dataType" : "Number", "acrossGroupingContext" : null, "downGroupingContext" : "TYPE" }, }</pre><div><div><div>Where will this formula be displayed?</div><div><div><div></div></div><div><div><div></div></div>At all summary levels</div><div><div><div></div></div>Grand summary only</div><div><div><div></div></div>Grouping 1: Type</div><div><div><div></div></div>Grouping 2: Opportunity Owner</div></div></div></div></div>

Detail column information

Property	Type	Description
label	String	The localized display name of a standard field, the ID of a custom field, or the API name of a bucket field that has detailed data.
dataType	String	The data type of the field that has detailed data. Possible values are: <ul style="list-style-type: none">• string• boolean• double• int• percent• currency• date• datetime• time• picklist• multipicklist• id• reference• textarea• phone• combobox• url• email• html


Grouping column information

Property	Type	Description
label	String	Display name of the field or bucket field used for grouping.
dataType	String	Data type of the field used for grouping. Possible values are: <ul style="list-style-type: none">• string• boolean• double• int• percent• currency

Property	Type	Description
		<ul style="list-style-type: none"> • date • datetime • time • picklist • multipicklist • id • reference • textarea • phone • combobox • url • email • html
groupingLevel	Integer	<p>Level of the grouping. Value can be:</p> <ul style="list-style-type: none"> • 0, 1, or 2. Indicates first, second, or third row level grouping in summary reports. • 0 or 1. Indicates first or second row or column level grouping in a matrix report.

Report metadata

Property	Type	Description
aggregates	Array of strings	<p>Unique identities for summary or custom summary formula fields in the report. For example:</p> <ul style="list-style-type: none"> • <code>a!Amount</code> represents the average for the <code>Amount</code> column. • <code>s!Amount</code> represents the sum of the <code>Amount</code> column. • <code>m!Amount</code> represents the minimum value of the <code>Amount</code> column. • <code>x!Amount</code> represents the maximum value of the <code>Amount</code> column. • <code>s!<customfieldID></code> represents the sum of a custom field column. For custom fields and custom report types, the identity is a combination of the summary type and the field ID.
buckets	Bucket field	Describes a bucket field.
chart	Chart[]	Details about the chart used in a report.
crossFilters	Cross filter on page 201[]	Cross filters applied to the report.

Property	Type	Description
customSummaryFormula	Custom summary formula	Describes a custom summary formulas.
currency	String	Report currency, such as USD, EUR, GBP, for an organization that has Multi-Currency enabled. Value is <code>null</code> if the organization does not have Multi-Currency enabled.
detailColumns	Array of strings	Unique API names for the fields that have detailed data.
developerName	String	Report API name.
division	String	<p>Determines the division of records to include in the report. For example, West Coast and East Coast.</p> <p>Available only if your organization uses divisions to segment data and you have the “Affected by Divisions” permission. If you do not have the “Affected by Divisions” permission, your reports include records in all divisions.</p>
folderId	String	<p>ID of the folder that contains the report.</p> <p> Note: When the report is in the My Personal Custom Reports folder, <code>folderId</code> = <code>userId</code>. When the report is in the Unfiled Public Reports folder, <code>folderId</code> = <code>orgId</code>.</p>
groupingsAcross	Groupings across[]	<p>Unique identities for each column grouping in a report. The identity is:</p> <ul style="list-style-type: none"> • An empty array for reports in summary format as it can’t have column groupings. • <code>BucketField__ (ID)</code> for bucket fields. • ID of a custom field when the custom field is used for a column grouping.
groupingsDown	Groupings down[]	<p>Unique identities for each row grouping in a report. The identity is:</p> <ul style="list-style-type: none"> • <code>BucketField__ (ID)</code> for bucket fields. • ID of a custom field when the custom field is used for grouping.
hasDetailRows	Boolean	Indicates whether to include detailed data with the summary data.
hasRecordCount	Boolean	Indicates whether the report shows the record count.
historicalSnapshotDates	Array of strings	List of historical snapshot dates.
id	String	Unique report ID.
name	String	Display name of the report.

Property	Type	Description
reportBooleanFilter	String	<p>Logic to parse custom field filters. Value is <code>null</code> when filter logic is not specified.</p> <p>This is an example of a report filtered to show opportunities for accounts that are either of customer or partner type OR their annual revenue exceeds 100K AND they are medium or large sized businesses. The filters are processed by the logic, "(1 OR 2) AND 3."</p> <pre> { ... "reportBooleanFilter": "(1 OR 2) AND 3", "reportFilters": [{ "value": "Analyst, Integrator, Press, Other", "column": "TYPE", "operator": "notEqual" }, { "value": "100,000", "column": "SALES", "operator": "greaterThan" }, { "value": "Small", "column": "Size", "operator": "notEqual" }] } } </pre>
reportFilters	Filter details[]	List of each custom filter in the report along with the field name, filter operator, and filter value.
reportFormat	String	<p>Format of the report. Value can be:</p> <ul style="list-style-type: none"> • TABULAR • SUMMARY • MATRIX
reportType	Report type	<p>Unique API name and display name for the report type.</p> <p><code>type</code>: Of type string, this is the unique identifier of the report type.</p> <p><code>label</code>: Of type string, this is the display name of the report type.</p>
scope	String	<p>Defines the scope of the data on which you run the report. For example, you can run the report against all opportunities, opportunities you own, or opportunities your team owns. Valid values depend on the report type.</p>

Property	Type	Description
<code>showGrandTotal</code>	Boolean	Indicates whether the report shows the grand total.
<code>showSubtotals</code>	Boolean	Indicates whether the report shows subtotals, such as column or row totals.
<code>sortBy</code>	Array of strings	API name of the field on which the report is sorted and the direction of the sort (asc or desc).
<code>standardDateFilter</code>	Array of strings	Standard date filters available in reports. Each standard date filter contains the following properties: <code>column</code> : API name of the date field on which you filter the report data. <code>durationValue</code> : The range for which you want to run the report. The value is a date literal or 'CUSTOM.' <code>startDate</code> : Start date. <code>endDate</code> : End date.
<code>standardFilters</code>	Array of strings	List of filters that show up in the report by default. The filters vary by report type. For example, standard filters for reports on the Opportunity object are Show, Opportunity Status, and Probability. This list appears as name-value string pairs.
<code>supportsRoleHierarchy</code>	Boolean	Indicates whether the report type supports role hierarchy filtering (true) or not (false).
<code>topRows</code>	Top rows	Describes a row limit filter applied to the report.
<code>userOrHierarchyFilterId</code>	String	Unique user or role ID of the user or role used by the report's role hierarchy filter. If specified, a role hierarchy filter is applied to the report. If unspecified, no role hierarchy filter is applied to the report.

Chart

Property	Type	Description
<code>chartType</code>	String	Type of chart.
<code>groupings</code>	String	Report grouping.
<code>hasLegend</code>	Boolean	Indicates whether the report has a legend.
<code>showChartValues</code>	Boolean	Indicates whether the report shows chart values.
<code>summaries</code>	Array of strings	Unique identities for summary or custom summary formula fields in the report. For example: <ul style="list-style-type: none"> <code>a ! Amount</code> represents the average for the <code>Amount</code> column. <code>s ! Amount</code> represents the sum of the <code>Amount</code> column.

Property	Type	Description
		<ul style="list-style-type: none"> <code>m!Amount</code> represents the minimum value of the <code>Amount</code> column. <code>x!Amount</code> represents the maximum value of the <code>Amount</code> column. <code>s!<customfieldID></code> represents the sum of a custom field column. For custom fields and custom report types, the identity is a combination of the summary type and the field ID.
<code>summaryAxisLocations</code>	String	Specifies the axis that shows the summary values. Valid values are <code>X</code> and <code>Y</code> .
<code>title</code>	String	Name of the chart.

Groupings down

Property	Type	Description
<code>name</code>	String	API name of the field used as a row grouping.
<code>sortOrder</code>	String	Order in which data is sorted within a row grouping. Value can be: <ul style="list-style-type: none"> <code>Asc</code> for ascending order. <code>Desc</code> for descending order.
<code>dateGranularity</code>	String	Interval set on a date field that's used as a row grouping. Value can be: <ul style="list-style-type: none"> <code>Day</code> <code>Calendar Week</code> <code>Calendar Month</code> <code>Calendar Quarter</code> <code>Calendar Year</code> <code>Fiscal Quarter</code> <code>Fiscal Year</code> <code>Calendar Month in Year</code> <code>Calendar Day in Month</code>
<code>sortAggregate</code>	String	Summary field that's used to sort data within a grouping in a report that's in summary format. Applies if you have the Aggregate Sort feature enabled as part of its pilot program. The value is null when data within a grouping is not sorted by a summary field. In this example, data grouped by Account Owner is sorted by the sum of Annual Revenue. <pre> { "aggregates": ["s!SALES", "RowCount"], "groupingsDown": [</pre>

Property	Type	Description
		<pre> { "name": "USERS.NAME", "sortOrder": "Desc", "dateGranularity": "None", "sortAggregate": "s!SALES" } </pre>

Groupings across

Property	Type	Description
name	String	API name of the field used as a column grouping.
sortOrder	String	Order in which data is sorted within a column grouping. Value can be: <ul style="list-style-type: none"> • Asc for ascending order. • Desc for descending order.
dateGranularity	String	Interval set on a date field used as a column grouping. Value can be: <ul style="list-style-type: none"> • Day • Calendar Week • Calendar Month • Calendar Quarter • Calendar Year • Fiscal Quarter • Fiscal Year • Calendar Month in Year • Calendar Day in Month

Filter details

Property	Type	Description
column	String	Unique API name for the field that's being filtered.
isRunPageEditable	Boolean	Indicates if this is an editable filter in the user interface.
operator	String	Unique API name for the condition used to filter a field such as "greater than" or "not equal to." Filter conditions depend on the data type of the field. Valid values are: <ul style="list-style-type: none"> • equals

Property	Type	Description
		<ul style="list-style-type: none"> • <code>notEqual</code> • <code>lessThan</code> • <code>greaterThan</code> • <code>lessOrEqual</code> • <code>greaterOrEqual</code> • <code>contains</code> • <code>notContain</code> • <code>startsWith</code> • <code>includes</code> • <code>excludes</code> • <code>within</code> (DISTANCE criteria only)
<code>value</code>	String	<p>Value by which a field is filtered. For example, the field <code>Age</code> can be filtered by a numeric value.</p> <p>For datetime fields, if you make a POST request and specify a calendar date without including a time, then a default time gets included. The time defaults to midnight minus the difference between your timezone and Greenwich Mean Time (GMT). For example, if you specify 8/8/2015 and your timezone is Pacific Standard Time (GMT-700), then the API returns 2015-08-08T07:00:00Z.</p>

Bucket field

Property	Type	Description
<code>bucketType</code>	BucketType	The type of bucket. Possible values are <code>number</code> , <code>percent</code> , and <code>picklist</code> .
<code>developerName</code>	String	API name of the bucket.
<code>label</code>	String	User-facing name of the bucket.
<code>nullTreatedAsZero</code>	Boolean	Specifies whether null values are converted to zero (<code>true</code>) or not (<code>false</code>).
<code>otherBucketLabel</code>	String	Name of the fields grouped as "Other" (in buckets of <code>BucketType PICKLIST</code>).
<code>sourceColumnName</code>	String	Name of the bucketed field.
<code>values</code>	Array of BucketTypeValues	Describes the values included in the bucket field..

Bucket field value

Property	Type	Description
label	String	The user-facing name of the bucket.
sourceDimensionValues	String	A list of the values from the source field included in this bucket category (in buckets of type <code>PICKLIST</code> and buckets of type <code>TEXT</code>).
rangeUpperBound	Double	The greatest range limit under which values are included in this bucket category (in buckets of type <code>NUMBER</code>).

Cross filter

Property	Type	Description
criteria	Array of Filter details	Information about how to filter the <code>relatedEntity</code> . Use to relate the primary entity with a subset of the <code>relatedEntity</code> .
includesObject	Boolean	Specifies whether objects returned have a relationship with the <code>relatedEntity</code> (true) or not (false).
primaryEntityField	String	The name of the object on which the cross filter is evaluated.
relatedEntity	String	The name of the object that the <code>primaryEntityField</code> is evaluated against. (The right-hand side of the cross filter).
relatedEntityJoinField	String	The name of the field used to join the <code>primaryEntityField</code> and <code>relatedEntity</code> .

Custom summary formula

Property	Type	Description
label	String	The user-facing name of the custom summary formula.
description	String	The user-facing description of the custom summary formula.
formulaType	String	The format of the numbers in the custom summary formula. Possible values are <code>number</code> , <code>currency</code> , and <code>percent</code> .
decimalPlaces	Integer	The number of decimal places to include in numbers.
downGroup	String	The name of a row grouping when the <code>downGroupType</code> is <code>CUSTOM</code> . Null otherwise.
downGroupType	String	Where to display the aggregate of the custom summary formula. Possible values are <code>all</code> , <code>custom</code> , and <code>grand_total</code> .
acrossGroup	String	The name of a column grouping when the <code>acrossGroupType</code> is <code>CUSTOM</code> . Null otherwise.

Property	Type	Description
<code>acrossGroupType</code>	String	Where to display the aggregate of the custom summary formula. Possible values are <code>all</code> , <code>custom</code> , and <code>grand_total</code> .
<code>formula</code>	String	The operations performed on values in the custom summary formula.

Top rows

Property	Type	Description
<code>rowLimit</code>	Integer	The number of rows returned in the report.
<code>direction</code>	String	The sort order of the report rows.

Report type metadata

Property	Type	Description
<code>categories</code>	Categories[]	All fields in the report type organized by section.
<code>dataTypeFilterOperatorMap</code>	Filter operator reference	Lists all the possible field data types that can be used to filter the report. Each data type, such as phone, percent, currency, or picklist has two properties: <code>name</code> : Of type string, this is a unique API name for each field type's filter criteria. Use this API name in the metadata to define filter criteria for a report. <code>label</code> : Of type string, this is the display name for each filter criteria available to fields of a particular data type. For example, <code>multipicklist</code> fields can have for filter criteria, "equals," "not equal to," "includes," and "excludes." Bucket fields are considered to be of <code>string</code> data type.
<code>divisionInfo</code>	Division info[]	Default division and list of all possible record-level divisions that can be used in a report.
<code>scopeInfo</code>	Scope info[]	Scope of the data on which you run the report. For example, you can run the report against all opportunities, opportunities you own, or opportunities your team owns. Valid values depend on the report type.
<code>standardDateFilterDurationGroups</code>	Standard date filter duration groups[]	List of standard date filters available in reports.
<code>standardFilterInfos</code>	Array of strings	List of filters that show up in the report by default. The filters vary by report type. For example, standard filters for reports on the Opportunity object are Show, Opportunity Status, and Probability. This list appears as name-value string pairs.

Categories

Property	Type	Description
label	String	Display name of a section in the report type under which fields are organized. For example, in an Accounts with Contacts custom report type, <code>Account General</code> is the display name of the section that has fields on general account information.
columns	Column map	Information for all fields in the report type organized under a particular section's unique API name.

Division info

Property	Type	Description
defaultValue	String	Users are assigned a default division that applies to their newly created accounts, leads, and custom objects that are enabled for divisions.
values	String	All division values. Division values have two properties: <code>label</code> : Display name of a division. <code>name</code> : Unique API name of a division.

Column map

Property	Type	Description
label	String	Display name of a field.
filterValues	String array	All filter values for a field, if the field data type is of picklist, multi-select picklist, boolean, or checkbox. For example, checkbox fields always have a value of <code>True</code> or <code>False</code> . For fields of other data types, the filter value is an empty array because their values can't be determined. Filter values have two properties: <code>name</code> : Unique API name for a filter value. Of type string. <code>label</code> : Display name of a filter value. Of type string.
dataType	String	Data type of the field.
filterable	Boolean	<code>False</code> means that the field is of a type that can't be filtered. For example, fields of the type <code>Encrypted Text</code> can't be filtered.

Scope Info

Property	Type	Description
defaultValue	String	Default scope of the data on which you run the report.
values	Array of strings	All scope values. Valid values depend on the report type. Scope values have the following properties: allowsDivision: Allows you to segment the report by this scope. label: Display name of the scope. value: Value of the scope.

Standard date filter duration groups

Property	Type	Description
label	String	Display name of the standard date filter grouping. Valid values are Calendar Year, Calendar Quarter, Calendar Month, Calendar Week, Fiscal Year, Fiscal Quarter, Day and custom value based on a user-defined date range.
standardDateFilterDurations	Standard date filter durations[]	Details about each possible relative date filter defined under the standard date filter grouping.

Standard date filter durations

Property	Type	Description
endDate	String	End date of a date filter.
label	String	Display name of a date filter. Valid date filters are relative date filters—like <code>Current FY</code> and <code>Current FQ</code> —and custom date filters.
startDate	String	Start date of a date filter.
value	String	API name of a date filter. Valid date filters are relative date filters—like <code>THIS_FISCAL_YEAR</code> and <code>NEXT_FISCAL_QUARTER</code> —and custom date filters.

CHAPTER 7 Filter Operators API Resource Reference

In this chapter ...

- [Filter Operator List](#)

Use the Filter Operators API to get information about which filter operators are available for reports and dashboards. The Filter Operators API is available in API version 40.0 and later.

Resources for the Filter Operators API are available at `/services/data/<latest API version>/analytics/filteroperators`. You can query each resource with an HTTP method.

Resource	Supported HTTP Method	Description
<code>/services/data/<latest API version>/analytics/filteroperators</code> and <code>/services/data/<latest API version>/analytics/filteroperators?forDashboards=true</code>	GET	Returns a list of filter operators available for report filters. When <code>forDashboards</code> is <code>true</code> , returns a list of filter operators available for dashboard filters.

Filter Operator List

Return a list of filter operators.

Syntax

URI

/vXX.X/analytics/reportTypes

Formats

JSON

HTTP methods

Method	Description
GET	Returns a list of filter operators.

Parameters

Parameter	Description
<code>forDashboards</code>	Optional. When <code>forDashboards</code> equals <code>true</code> , returns filter operators for dashboard filters. Otherwise, the GET response always returns filter operators for report filters.

GET Response Body

Returns an array of field data types. Each object contains the following fields:

Property	Type	Description
<code>label</code>	String	The end user-facing name of the operator.
<code>name</code>	String	The API name of the operator.

Example GET Response Body

```
{
  "date" : [ {
    "label" : "equals",
    "name" : "equals"
  }, {
    "label" : "not equal to",
    "name" : "notEqual"
  }, {
    "label" : "less than",
    "name" : "lessThan"
  }, {
    "label" : "greater than",
```

```
    "name" : "greaterThan"
  }, {
    "label" : "less or equal",
    "name" : "lessOrEqual"
  }, {
    "label" : "greater or equal",
    "name" : "greaterOrEqual"
  } ],
"string" : [ {
  "label" : "equals",
  "name" : "equals"
}, {
  "label" : "not equal to",
  "name" : "notEqual"
}, {
  "label" : "less than",
  "name" : "lessThan"
}, {
  "label" : "greater than",
  "name" : "greaterThan"
}, {
  "label" : "less or equal",
  "name" : "lessOrEqual"
}, {
  "label" : "greater or equal",
  "name" : "greaterOrEqual"
}, {
  "label" : "contains",
  "name" : "contains"
}, {
  "label" : "does not contain",
  "name" : "notContain"
}, {
  "label" : "starts with",
  "name" : "startsWith"
} ],
"double" : [ {
  "label" : "equals",
  "name" : "equals"
}, {
  "label" : "not equal to",
  "name" : "notEqual"
}, {
  "label" : "less than",
  "name" : "lessThan"
}, {
  "label" : "greater than",
  "name" : "greaterThan"
}, {
  "label" : "less or equal",
  "name" : "lessOrEqual"
}, {
  "label" : "greater or equal",
  "name" : "greaterOrEqual"
```

```

    } ],
    "picklist" : [ {
      "label" : "equals",
      "name" : "equals"
    }, {
      "label" : "not equal to",
      "name" : "notEqual"
    }, {
      "label" : "less than",
      "name" : "lessThan"
    }, {
      "label" : "greater than",
      "name" : "greaterThan"
    }, {
      "label" : "less or equal",
      "name" : "lessOrEqual"
    }, {
      "label" : "greater or equal",
      "name" : "greaterOrEqual"
    }, {
      "label" : "contains",
      "name" : "contains"
    }, {
      "label" : "does not contain",
      "name" : "notContain"
    }, {
      "label" : "starts with",
      "name" : "startsWith"
    } ],
    "textarea" : [ {
      "label" : "equals",
      "name" : "equals"
    }, {
      "label" : "not equal to",
      "name" : "notEqual"
    }, {
      "label" : "less than",
      "name" : "lessThan"
    }, {
      "label" : "greater than",
      "name" : "greaterThan"
    }, {
      "label" : "less or equal",
      "name" : "lessOrEqual"
    }, {
      "label" : "greater or equal",
      "name" : "greaterOrEqual"
    }, {
      "label" : "contains",
      "name" : "contains"
    }, {
      "label" : "does not contain",
      "name" : "notContain"
    }, {

```

```

    "label" : "starts with",
    "name" : "startsWith"
  } ],
  "percent" : [ {
    "label" : "equals",
    "name" : "equals"
  }, {
    "label" : "not equal to",
    "name" : "notEqual"
  }, {
    "label" : "less than",
    "name" : "lessThan"
  }, {
    "label" : "greater than",
    "name" : "greaterThan"
  }, {
    "label" : "less or equal",
    "name" : "lessOrEqual"
  }, {
    "label" : "greater or equal",
    "name" : "greaterOrEqual"
  } ],
  "url" : [ {
    "label" : "equals",
    "name" : "equals"
  }, {
    "label" : "not equal to",
    "name" : "notEqual"
  }, {
    "label" : "less than",
    "name" : "lessThan"
  }, {
    "label" : "greater than",
    "name" : "greaterThan"
  }, {
    "label" : "less or equal",
    "name" : "lessOrEqual"
  }, {
    "label" : "greater or equal",
    "name" : "greaterOrEqual"
  }, {
    "label" : "contains",
    "name" : "contains"
  }, {
    "label" : "does not contain",
    "name" : "notContain"
  }, {
    "label" : "starts with",
    "name" : "startsWith"
  } ],
  "int" : [ {
    "label" : "equals",
    "name" : "equals"
  }, {

```

```

    "label" : "not equal to",
    "name" : "notEqual"
  }, {
    "label" : "less than",
    "name" : "lessThan"
  }, {
    "label" : "greater than",
    "name" : "greaterThan"
  }, {
    "label" : "less or equal",
    "name" : "lessOrEqual"
  }, {
    "label" : "greater or equal",
    "name" : "greaterOrEqual"
  } ],
"reference" : [ {
  "label" : "equals",
  "name" : "equals"
}, {
  "label" : "not equal to",
  "name" : "notEqual"
} ],
"datetime" : [ {
  "label" : "equals",
  "name" : "equals"
}, {
  "label" : "not equal to",
  "name" : "notEqual"
}, {
  "label" : "less than",
  "name" : "lessThan"
}, {
  "label" : "greater than",
  "name" : "greaterThan"
}, {
  "label" : "less or equal",
  "name" : "lessOrEqual"
}, {
  "label" : "greater or equal",
  "name" : "greaterOrEqual"
} ],
"boolean" : [ {
  "label" : "equals",
  "name" : "equals"
}, {
  "label" : "not equal to",
  "name" : "notEqual"
} ],
"phone" : [ {
  "label" : "equals",
  "name" : "equals"
}, {
  "label" : "not equal to",
  "name" : "notEqual"
} ]

```

```

    }, {
      "label" : "less than",
      "name" : "lessThan"
    }, {
      "label" : "greater than",
      "name" : "greaterThan"
    }, {
      "label" : "less or equal",
      "name" : "lessOrEqual"
    }, {
      "label" : "greater or equal",
      "name" : "greaterOrEqual"
    }, {
      "label" : "contains",
      "name" : "contains"
    }, {
      "label" : "does not contain",
      "name" : "notContain"
    }, {
      "label" : "starts with",
      "name" : "startsWith"
    } ],
  "currency" : [ {
    "label" : "equals",
    "name" : "equals"
  }, {
    "label" : "not equal to",
    "name" : "notEqual"
  }, {
    "label" : "less than",
    "name" : "lessThan"
  }, {
    "label" : "greater than",
    "name" : "greaterThan"
  }, {
    "label" : "less or equal",
    "name" : "lessOrEqual"
  }, {
    "label" : "greater or equal",
    "name" : "greaterOrEqual"
  } ],
  "id" : [ {
    "label" : "equals",
    "name" : "equals"
  }, {
    "label" : "not equal to",
    "name" : "notEqual"
  }, {
    "label" : "starts with",
    "name" : "startsWith"
  } ],
  "email" : [ {
    "label" : "equals",
    "name" : "equals"
  } ]

```

```
    }, {
      "label" : "not equal to",
      "name" : "notEqual"
    }, {
      "label" : "less than",
      "name" : "lessThan"
    }, {
      "label" : "greater than",
      "name" : "greaterThan"
    }, {
      "label" : "less or equal",
      "name" : "lessOrEqual"
    }, {
      "label" : "greater or equal",
      "name" : "greaterOrEqual"
    }, {
      "label" : "contains",
      "name" : "contains"
    }, {
      "label" : "does not contain",
      "name" : "notContain"
    }, {
      "label" : "starts with",
      "name" : "startsWith"
    } ],
    "multipicklist" : [ {
      "label" : "equals",
      "name" : "equals"
    }, {
      "label" : "not equal to",
      "name" : "notEqual"
    }, {
      "label" : "includes",
      "name" : "includes"
    }, {
      "label" : "excludes",
      "name" : "excludes"
    } ]
  }
}
```

CHAPTER 8 Dashboards API Resource Reference

In this chapter ...

- [Dashboard List](#)
- [Dashboard Results](#)
- [Dashboard Describe](#)
- [Dashboard Status](#)
- [Dashboard Filter Options Analysis](#)
- [Dashboard and Component Error Codes](#)

The Dashboards API provides several resources for accessing and refreshing dashboards.

Resources for the Dashboards API are available at `/services/data/<latest API version>/analytics/dashboards`. You can query each resource with an HTTP method (such as GET). Use these resources to integrate dashboard data directly into your applications.

Resource	Supported HTTP Method	Description
Dashboard List	GET	Returns a list of recently used dashboards.
	POST	Makes a copy of a dashboard.
Dashboard Results	GET	Returns the metadata, data, and status for the specified dashboard.
	POST	Returns details about specified dashboard components.
	PUT	Triggers a dashboard refresh.
	PATCH	Saves a dashboard.
	DELETE	Deletes a dashboard.
Dashboard Status	GET	Returns the status for the specified dashboard.
Dashboard Describe	GET	Returns metadata for the specified dashboard, including dashboard components, filters, layout, and the running user.
Dashboard Filter Options Analysis	POST	Verifies that dashboard filter options are compatible with report fields. Specify the <code>reportId</code> of a dashboard's components' source report.

Dashboard List

Returns a list of recently used dashboards or clones a dashboard.

Syntax

URI

/vXX.X/analytics/dashboards

Formats

JSON

HTTP methods

Method	Description
GET	Returns a list of dashboards that were recently viewed by the API user. See this example .
POST	Makes a copy of a dashboard. See this example .

Authentication

Authorization: Bearer *token*

GET Response body

An array of recent dashboard objects. Each object contains the following fields:

Property	Type	Description
id	String	Unique identifier of the dashboard.
name	String	Localized display name of the dashboard.
statusUrl	String	Dashboard status URL.
url	String	Dashboard result URL.

POST Response Body

Uses the same format as the [GET](#) and [PUT responses](#) for the Dashboard Results resource.

Dashboard Results

Can return metadata, data, and status for the specified dashboard. Can also refresh, save, or delete a dashboard.

Syntax

URI

/vXX.X/analytics/dashboards/*dashboardID*

Or, with optional parameters:

```
/vXX.X/analytics/dashboards/dashboardID  
?runningUser=runningUserID&filter1=filter1ID&filter2=filter2ID&filter3=filter3ID
```

Formats

JSON

HTTP methods

Method	Description
GET	Returns metadata, data, and status for the specified dashboard. See this example .
POST	Returns details about one or more dashboard components from a specified dashboard. See this example .
PUT	Triggers a dashboard refresh. See this example .
PATCH	Saves a dashboard. See this example .
DELETE	Deletes a dashboard. See this example .

Authentication

Authorization: Bearer **token**

Parameters

The following optional parameters can be used with the GET and PUT methods:

Parameter Name	Description
runningUser	Identifier of the running user. Gives an error if the user is not allowed to change the running user, or if the selected running user is invalid.
filter1	Identifier of the selected filter option for the first filter. Gives an error if the filter option is invalid.
filter2	Identifier of the selected filter option for the second filter. Gives an error if the filter option is invalid.
filter3	Identifier of the selected filter option for the third filter. Gives an error if the filter option is invalid.
isStickyFilterSave	Append to a PATCH request. When <code>true</code> , saves any dashboard filters set in the request so that they're also set the next time you open the dashboard. You can only set dashboard filters for yourself, not for other users.

GET, POST, and PUT Response body

Property	Type	Description
componentData	Component data []	Ordered array containing data and status for each component of the dashboard.
dashboardMetadata	Dashboard metadata	Metadata for the entire dashboard.

Attributes

Property	Type	Description
dashboardId	String	Unique identifier of dashboard.
dashboardName	String	Dashboard name.
statusUrl	Url	The URL of the status resource for the dashboard.
type	String	This property is always set to <code>Dashboard</code> .

Component data

Property	Type	Description
componentId	String	Unique identifier of the component.
reportResult	Report results	Report metadata and summary data for the dashboard component. Uses the same data format as the Report API.
status	Component status	Queue and data status of the component.

Component status

Property	Type	Description
dataStatus	String	Status of the data set of the component. Value can be: <ul style="list-style-type: none">• <code>NODATA</code>: The data set was never generated or is invalid due to a change in the report.• <code>DATA</code>: The data set is available and was last refreshed at the <code>refreshDate</code>.• <code>ERROR</code>: A component error has occurred. Details can be found in <code>errorCode</code>, <code>errorMessage</code>, and <code>errorSeverity</code>.
errorCode	String	Unique identifier of error message. This property is only populated in case of error.
errorMessage	String	Localized error message. This property is only populated in case of error.
errorSeverity	String	Severity of error code and message. Value can be: <ul style="list-style-type: none">• <code>Error</code>• <code>Warning</code> This property is only populated in case of error.
refreshDate	Date and time string	Date and time of last refresh in ISO-8601 format.
refreshStatus	String	Refresh status of the component. Value can be: <ul style="list-style-type: none">• <code>IDLE</code>: The component is not currently being refreshed.• <code>RUNNING</code>: The component is currently being refreshed.

Dashboard metadata

Property	Type	Description
<code>attributes</code>	Attributes	Attributes for the dashboard resource, such as name, identifier, and references to other related resources.
<code>canChangeRunningUser</code>	Boolean	Indicates whether the user is allowed to select a specific running user. Always <code>true</code> for team dashboards.
<code>canUseStickyFilter</code>	Boolean	Indicates whether dashboard filters persist after closing the dashboard (<code>true</code>) or not (<code>false</code>). Filters that persist keep the dashboard filtered the next time you open it. Filters persist for users on a per-user basis, so if you apply a filter then it doesn't persist for other people.
<code>components</code>	Components[]	Ordered array of components in this dashboard.
<code>description</code>	String	Dashboard description.
<code>dashboardType</code>	String	Indicates whether a dashboard is a dynamic dashboard, a dashboard with running users, or a standard dashboard. Possible values are: <ul style="list-style-type: none"> <code>SpecifiedUser</code> — Dashboard readers view data as though they are the person specified by <code>runningUser</code> <code>LoggedInUser</code> — Dashboard readers view data as themselves. The dashboard is a dynamic dashboard. <code>MyTeamUser</code> — Dashboard readers view data as the person specified by <code>runningUser</code> by default. If they have the "View All Data" user permission then they can change the <code>runningUser</code> to anyone. If they have the "View My Team's Dashboards" user permission then they can change the <code>runningUser</code> to people subordinate to them in the role hierarchy.
<code>developerName</code>	String	Unique API name of the dashboard.
<code>filters</code>	Filters[]	Ordered array of filters for this dashboard. The dashboard can have 0-3 filters.
<code>folderId</code>	String	ID of the folder that contains the dashboard.
<code>id</code>	String	Unique identifier of dashboard.
<code>layout</code>	Layout	Component layout for this dashboard.
<code>maxFilterOptions</code>	Integer	The maximum number of values allowed in a dashboard filter.
<code>name</code>	String	Dashboard name.
<code>runningUser</code>	Running user	The running user, which is either specified at dashboard design time, or is overridden by the <code>runningUser</code> parameter specified in the GET request. For dynamic dashboards, this is always the current user.

Components

Property	Type	Description
<code>componentData</code>	Integer	Index into the component data array in the response body.
<code>footer</code>	String	Footer of the component.
<code>header</code>	String	Header of the component.
<code>id</code>	String	Unique identifier of the component.
<code>properties</code>	Properties (for Report component type) Properties (for Visualforce page component type)	Component properties, including type-specific visualization properties.
<code>reportId</code>	String	Unique identifier of the underlying report.
<code>title</code>	String	Title of the component
<code>type</code>	String	Type of the component. Value can be: <ul style="list-style-type: none">• <code>Report</code>• <code>VisualforcePage</code> If the component is an <code>SControl</code> , the value is not set.

Filters

Property	Type	Description
<code>errorMessage</code>	String	If there is no error with a dashboard filter, then <code>null</code> . Otherwise, the error message is returned.
<code>name</code>	String	Localized display name of filter.
<code>options</code>	Filter option	Ordered array of possible filter options.
<code>selectedOption</code>	Integer	Index of the selected option from the <code>options</code> array. This matches the selection that was made based on the <code>filter1</code> , <code>filter2</code> , or <code>filter3</code> parameter. Value is <code>null</code> if no option is selected.

Filter option

Property	Type	Description
<code>alias</code>	String	Optional alias of the filter option.
<code>id</code>	String	Unique identifier of the filter option. Used as a value for the <code>filter1</code> , <code>filter2</code> , and <code>filter3</code> parameters.

Property	Type	Description
operation	String	Unique API name for the filter operation. Valid filter operations depend on the data type of the filter field. Value can be: <ul style="list-style-type: none">• equals• notEqual• lessThan• greaterThan• lessOrEqual• greaterOrEqual• contains• notContain• startsWith• includes• excludes• within• between
value	String	Value to filter on. Used for all operations except <code>between</code> .
startValue	String	Start value when using a <code>between</code> operation. Not set for all other operations.
endValue	String	End value when using a <code>between</code> operation. Not set for all other operations.

Layout

Property	Type	Description
columns	Columns []	Dashboard layout columns. Can have 2 or 3 columns, including empty columns. This property is available only if the dashboard was created using Salesforce Classic.
components	Components	Layout for dashboards. This property is available only if the dashboard was created using Lightning Experience.

Columns

Property	Type	Description
components	Integer[]	Ordered list of components in a column (top to bottom). Components are represented by indices into the array of components in the dashboard metadata object.

Components

Property	Type	Description
<code>colspan</code>	Integer	Width of component in columns. For example, if <code>colspan=3</code> , then the component spans 3 columns.
<code>rowspan</code>	Integer	Height of component in rows. For example, if <code>rowspan=4</code> , then the component spans 4 rows.
<code>column</code>	String	Column position on the grid.
<code>row</code>	String	Row position on the grid.

Running user

Property	Type	Description
<code>displayName</code>	String	Display name of running user.
<code>id</code>	String	Unique identifier of running user.

picklistColors

Property	Type	Description
<code>color</code>	String	The color in hexadecimal format used to represent a picklist value.

Properties (for Report component type)

Property	Type	Description
<code>aggregates</code>	Array of strings	Unique identities for summary or custom summary formula fields in the report. For example: <ul style="list-style-type: none">• <code>a!Amount</code> represents the average for the <code>Amount</code> column.• <code>s!Amount</code> represents the sum of the <code>Amount</code> column.• <code>m!Amount</code> represents the minimum value of the <code>Amount</code> column.• <code>x!Amount</code> represents the maximum value of the <code>Amount</code> column.• <code>s!<customfieldID></code> represents the sum of a custom field column. For custom fields and custom report types, the identity is a combination of the summary type and the field ID.
<code>autoSelectColumns</code>	Boolean	Indicates whether groupings and aggregates are automatically selected. Valid values are <code>true</code> and <code>false</code> .
<code>groupings</code>	String	Report groupings included in the dashboard.
<code>maxRows</code>	Number	Maximum number of rows to be rendered, based on the sort value.

Property	Type	Description
reportFormat	String	The format of a dashboard's source report.
sort	Sort	Sorting information for the component.
useReportChart	Boolean	Indicates whether the dashboard component uses the chart as defined in the report. Valid values are <code>true</code> and <code>false</code> .
visualizationProperties	Visualization properties (Chart) Visualization properties (Table) Visualization properties (Metric) Visualization properties (Gauge)	Type-specific visualization properties.
visualizationType	String	Type of the component. Value can be: <ul style="list-style-type: none"> • Bar • Column • Donut • Funnel • Gauge • Line • Metric • Pie • Scatter • Table

Sort

Property	Type	Description
column	String	Developer name for a sorted column.
sortOrder	String	Sort order. Value can be: <ul style="list-style-type: none"> • <code>asc</code> • <code>desc</code>

Visualization properties (Chart)

Property	Type	Description
axisRange	String	Range of values specified for the axis.

Property	Type	Description
groupByType	String	Type of second-level grouping.
legendPosition	String	Position of legend on the grid. Valid values are <code>bottom</code> , <code>right</code> , and <code>none</code> .
showValues	Boolean	Indicates whether to include values in the chart. Valid values are <code>true</code> and <code>false</code> .

Visualization properties (Table)

Property	Type	Description
breakPoints	Break point []	Break points for the table component.
tableColumns	Table column []	Columns of the table component.

Visualization properties (Metric)

Property	Type	Description
breakPoints	Break point []	Break points for the metric component.
metricLabel	String	Label for the metric component.


Visualization properties (Gauge)

Property	Type	Description
breakPoints	Break point []	Break points for the gauge component.

Break point

Property	Type	Description
aggregateName	String	Aggregate column developer name that the break points have been applied to.
breaks	Break []	Break values for a break point.

Break

Property	Type	Description
color	String	A hex value representing the color for the break point.  Note: A color value of black displays only 1 character (0) instead of 6 characters (000000).

Property	Type	Description
lowerBound	Number	Lower bound for the break point.
upperBound	Number	Upper bound for the break point.

Table column

Property	Type	Description
column	String	Developer name for the aggregate or grouping column.
isPercent	Boolean	Indicates whether the column value is shown as a percent.
scale	Number	The number of decimal places for the column value.
showTotal	Boolean	Indicates whether the column shows the total.
type	String	Type of the column. Value can be: <ul style="list-style-type: none">• aggregate• grouping

Properties (for Visualforce page component type)

Property	Type	Description
pageName	String	Developer name of the Visualforce page.
height	String	Height of the Visualforce page, in pixels.

tableChatterPhotoUrls

Property	Type	Description
chatterPhotoUrl	String	URL pointing to a user's Chatter photo.

PUT Response body

Property	Type	Description
statusUrl	String	URL of the status resource for the dashboard.

POST Request body

Property	Type	Description
componentIds	Array of Strings	Dashboard component ids.

Dashboard Describe

Returns metadata for the specified dashboard, including dashboard components, filters, layout, and the running user.

Syntax

URI
`/vXX.X/analytics/dashboards/dashboardID/describe`

Formats
JSON

HTTP methods
GET

Parameters

Parameter	Description
IncludeProperties <code>properties</code>	Optional. Specifies whether or not to return properties for each dashboard component. The default value is <code>true</code> . Has no effect on filtered dashboards. Valid values are: <ul style="list-style-type: none"><code>true</code> — Return component properties.<code>false</code> — Don't return component properties. The <code>properties</code> value instead returns <code>null</code>.

Authentication
Authorization: Bearer **token**

Example

See this example, [Get Dashboard Metadata](#).

Response body

Property	Type	Description
<code>components</code>	Component[]	Ordered array of components in this dashboard.
<code>filters</code>	Filter[]	Ordered array of filters for this dashboard. The dashboard can have 0 to 3 filters.
<code>layout</code>	Layout	Component layout for this dashboard
<code>runningUser</code>	Running user	The running user, which is either specified at dashboard design time or is overridden by the <code>runningUser</code> parameter. For dynamic dashboards, this is always the current user.

Components

Property	Type	Description
<code>componentData</code>	Integer	Index into the component data array in the response body.
<code>footer</code>	String	Footer of the component.
<code>header</code>	String	Header of the component.
<code>id</code>	String	Unique identifier of the component.
<code>properties</code>	Properties (for Report component type) Properties (for Visualforce page component type)	Component properties, including type-specific visualization properties.
<code>reportId</code>	String	Unique identifier of the underlying report.
<code>title</code>	String	Title of the component
<code>type</code>	String	Type of the component. Value can be: <ul style="list-style-type: none"> • <code>Report</code> • <code>VisualforcePage</code> If the component is an <code>SControl</code> , the value is not set.

Properties (for Report component type)

Property	Type	Description
<code>aggregates</code>	Array of strings	<p>Unique identities for summary or custom summary formula fields in the report. For example:</p> <ul style="list-style-type: none"> • <code>a!Amount</code> represents the average for the <code>Amount</code> column. • <code>s!Amount</code> represents the sum of the <code>Amount</code> column. • <code>m!Amount</code> represents the minimum value of the <code>Amount</code> column. • <code>x!Amount</code> represents the maximum value of the <code>Amount</code> column. • <code>s!<customfieldID></code> represents the sum of a custom field column. For custom fields and custom report types, the identity is a combination of the summary type and the field ID.
<code>autoSelectColumns</code>	Boolean	Indicates whether groupings and aggregates are automatically selected. Valid values are <code>true</code> and <code>false</code> .
<code>groupings</code>	String	Report groupings included in the dashboard.
<code>maxRows</code>	Number	Maximum number of rows to be rendered, based on the sort value.

Property	Type	Description
<code>reportFormat</code>	String	The format of a dashboard's source report.
<code>sort</code>	Sort	Sorting information for the component.
<code>useReportChart</code>	Boolean	Indicates whether the dashboard component uses the chart as defined in the report. Valid values are <code>true</code> and <code>false</code> .
<code>visualizationProperties</code>	Visualization properties (Chart) Visualization properties (Table) Visualization properties (Metric) Visualization properties (Gauge)	Type-specific visualization properties.
<code>visualizationType</code>	String	Type of the component. Value can be: <ul style="list-style-type: none"> • <code>Bar</code> • <code>Column</code> • <code>Donut</code> • <code>Funnel</code> • <code>Gauge</code> • <code>Line</code> • <code>Metric</code> • <code>Pie</code> • <code>Scatter</code> • <code>Table</code>

Sort

Property	Type	Description
<code>column</code>	String	Developer name for a sorted column.
<code>sortOrder</code>	String	Sort order. Value can be: <ul style="list-style-type: none"> • <code>asc</code> • <code>desc</code>

Visualization properties (Chart)

Property	Type	Description
<code>axisRange</code>	String	Range of values specified for the axis.

Property	Type	Description
groupByType	String	Type of second-level grouping.
legendPosition	String	Position of legend on the grid. Valid values are <code>bottom</code> , <code>right</code> , and <code>none</code> .
showValues	Boolean	Indicates whether to include values in the chart. Valid values are <code>true</code> and <code>false</code> .

Visualization properties (Table)

Property	Type	Description
breakPoints	Break point []	Break points for the table component.
tableColumns	Table column []	Columns of the table component.

Visualization properties (Metric)

Property	Type	Description
breakPoints	Break point []	Break points for the metric component.
metricLabel	String	Label for the metric component.

Visualization properties (Gauge)

Property	Type	Description
breakPoints	Break point []	Break points for the gauge component.

Properties (for Visualforce page component type)

Property	Type	Description
pageName	String	Developer name of the Visualforce page.
height	String	Height of the Visualforce page, in pixels.

Filters

Property	Type	Description
errorMessage	String	If there is no error with a dashboard filter, then <code>null</code> . Otherwise, the error message is returned.
name	String	Localized display name of filter.

Property	Type	Description
options	Filter option	Ordered array of possible filter options.
selectedOption	Integer	Index of the selected option from the <code>options</code> array. This matches the selection that was made based on the <code>filter1</code> , <code>filter2</code> , or <code>filter3</code> parameter. Value is <code>null</code> if no option is selected.

Filter option

Property	Type	Description
alias	String	Optional alias of the filter option.
id	String	Unique identifier of the filter option. Used as a value for the <code>filter1</code> , <code>filter2</code> , and <code>filter3</code> parameters.
operation	String	Unique API name for the filter operation. Valid filter operations depend on the data type of the filter field. Value can be: <ul style="list-style-type: none">• <code>equals</code>• <code>notEqual</code>• <code>lessThan</code>• <code>greaterThan</code>• <code>lessOrEqual</code>• <code>greaterOrEqual</code>• <code>contains</code>• <code>notContain</code>• <code>startsWith</code>• <code>includes</code>• <code>excludes</code>• <code>within</code>• <code>between</code>
value	String	Value to filter on. Used for all operations except <code>between</code> .
startValue	String	Start value when using a <code>between</code> operation. Not set for all other operations.
endValue	String	End value when using a <code>between</code> operation. Not set for all other operations.

Layout

Property	Type	Description
columns	Columns []	Dashboard layout columns. Can have 2 or 3 columns, including empty columns. This property is available only if the dashboard was created using Salesforce Classic.
components	Components	Layout for dashboards. This property is available only if the dashboard was created using Lightning Experience.

Columns

Property	Type	Description
components	Integer[]	Ordered list of components in a column (top to bottom). Components are represented by indices into the array of components in the dashboard metadata object.

Components

Property	Type	Description
colspan	Integer	Width of component in columns. For example, if <code>colspan=3</code> , then the component spans 3 columns.
rowspan	Integer	Height of component in rows. For example, if <code>rowspan=4</code> , then the component spans 4 rows.
column	String	Column position on the grid.
row	String	Row position on the grid.

Running user

Property	Type	Description
displayName	String	Display name of running user.
id	String	Unique identifier of running user.

Dashboard Status

Returns the status for the specified dashboard.

Syntax

URI

/vXX.X/analytics/dashboards/**dashboardID**/status

Or, with optional parameters:

/vXX.X/analytics/dashboards/**dashboardID**/status

?runningUser=**runningUserID**&filter1=**filter1ID**&filter2=**filter2ID**&filter3=**filter3ID**

Formats

JSON

HTTP methods

GET

Authentication

Authorization: Bearer **token**

Parameters

The following optional parameters can be used with the GET method:

Parameter Name	Description
runningUser	ID of the running user. Gives an error if the user is not allowed to change the running user, or if the selected running user is invalid.
filter1	ID of the selected filter option for the first filter. Gives an error if the filter option is invalid.
filter2	ID of the selected filter option for the second filter. Gives an error if the filter option is invalid.
filter3	ID of the selected filter option for the third filter. Gives an error if the filter option is invalid.

Response body

Property	Type	Description
componentStatus	Component status with id	Status for each component of the dashboard. The order of the array is the same as in previous calls, unless the dashboard has changed in the meantime.

Component status with id

Property	Type	Description
componentId	String	Unique ID of the dashboard component.
refreshDate	Date and time string	Date and time of last refresh in ISO-8601 format.
refreshStatus	String	Refresh status of the component. Value can be: <ul style="list-style-type: none">• IDLE: The component is not currently being refreshed.• RUNNING: The component is currently being refreshed.

Dashboard Filter Options Analysis

Verifies that dashboard filter options are compatible with source report fields. Use this resource to testAvailable in API version 40.0 and later.

Syntax

URI

/vXX.X/analytics/dashboards/*dashboardID*/filteroptionsanalysis

Formats

JSON

HTTP methods

POST

Authentication

Authorization: Bearer *token*

POST Request Body

Property	Type	Description
filterColumns	filterColumns[]	<p>An array of fields from the source report which you check filter values against. Each object in the array has these properties:</p> <p>reportId The the source report’s unique ID.</p> <p>name The report field’s API name.</p>
options	options[]	<p>An array of objects describing a dashboard filter. Each object has these properties:</p> <p>alias The display name of the filter value.</p> <p>operation The filter’s operator.</p> <p>value The value applied by the filter.</p> <p>startValue If the filter includes a range (such as a date range), the start of the range. Otherwise, null.</p> <p>endValue If the filter includes a range (such as a date range), the end of the range. Otherwise, null.</p>

POST Response Body

If successful, returns an empty response.

Example POST Request

```
{
  "filterColumns" : [{
    "reportId": "00OR000000P76tMAC",
    "name": "ACCOUNT_TYPE"
  }],
  "options": [{
    "alias": "New",
    "operation": "contains",
    "value": "New",
    "startValue": null,
    "endValue": null
  }]
}
```

Dashboard and Component Error Codes

Errors can occur at the dashboard level and at the component level.

Dashboard-level error messages are returned in the response header, and component-level error messages are returned as part of the component status object.

Dashboard-level errors

When a dashboard-level error occurs, the response header contains an HTTP response code and one of the following error messages:

HTTP Response Code	Error Message
400	The running user for this dashboard doesn't have permission to run reports. Your system administrator should select a different running user for this dashboard.
400	The running user for this dashboard is inactive. Your system administrator should select an active user for this dashboard.
400	You don't have permission to view data as this user.
400	Your organization has reached the limit for dynamic dashboards, or doesn't have access. Ask your administrator to enable dynamic dashboards or convert them to dashboards with a specific running user.
400	The selected filter item isn't valid.
400	You can't refresh this dashboard. A refresh is already in progress.

Component-level errors

If an error occurs at the component level, the `errorCode`, `errorMessage`, and `errorSeverity` properties of the component status field are populated. The `errorSeverity` property distinguishes between errors and warnings. Errors are blocking issues that prevent the query from returning any data. Warnings are non-blocking issues; queries will finish, but they might return incomplete data. The following table shows the possible values for the error fields.

errorCode	errorMessage	errorSeverity
201	This component must have a type and a data source.	Error
202	The source report isn't available; it's been deleted or isn't in a folder accessible to the dashboard's running user.	Error
203	This report can no longer be edited or run. Your administrator has disabled all reports for the custom or external object, or its relationships have changed.	Error
205	The source report is based on a report type that is inaccessible to the dashboard's running user.	Error
208	Unable to run source report because its definition is invalid.	Error
209	This report cannot be used as the source for this component. If it is a summary or matrix report, add one or more groupings in the report. If it is a tabular report with a row limit, specify the Dashboard Settings in the report.	Error
210	This row-limited tabular report cannot be used as the source for this component. Use the dashboard component editor to specify the data you want to display, or specify the Dashboard Settings in the report.	Error
211	To use this row-limited tabular report as the source, edit the report and specify the Name and Value under Dashboard Settings. When updating the report, make sure you are the running user of the dashboard.	Error
212	Groupings and combination charts are not available for a row-limited tabular report. Set "Group By" to None and deselect "Plot Additional Values."	Error
300	The results below may be incomplete because the underlying report produced too many summary rows, and the sort order of the component is different from the sort order in the underlying report. Try adding filters to the report to reduce the number of rows returned.	Error
301	Results may be incomplete because the source report had too many summary rows. Try filtering the report to reduce the number of rows returned.	Warning
302	The component can't be displayed because the source report exceeded the time limit.	Warning
303	The component can't be displayed because the source report failed to run.	Error
304	The component can't be displayed because the dashboard filter raises the number of source report filters above the limit. Reduce the number of report filters and try again.	Error
305	The component can't be displayed because the field(s) you chose for the filter are unavailable.	Error
308	You can't filter this component because data is in the joined report format. To filter the component, change its report format.	Error
309	The underlying report uses a snapshot date that is out of range.	Error

CHAPTER 9 Analytics Notifications API Resource Reference

In this chapter ...

- [Analytics Notification List](#)
- [Analytics Notification](#)
- [Analytics Notification Limits](#)

Use the Analytics Notifications API to work set up custom analytics notifications. The Analytics Notifications API is available in API version 38.0 and later.

Resources for the Analytics Notifications API are available at `/services/data/<latest API version>/analytics/notifications`. You can query each resource with an HTTP method.

Resource	Supported HTTP Method	Description
Analytics Notification List	GET	Returns a list of recent notifications.
<code>/services/data/<latest API version>/analytics/notifications</code>	POST	Create an analytics notification.
Analytics Notification	GET	Returns information about a specific notification.
<code>/services/data/<latest API version>/analytics/notifications/<notification ID></code>	PUT	Save changes to the notification as specified in the request body.
<code>/services/data/<latest API version>/analytics/notifications/<notification ID></code>	DELETE	Delete the notification. Deleted notifications can't be recovered.
Analytics Notification Limits	GET	Check to see how many more analytics notifications you can create.
<code>/services/data/<latest API version>/analytics/notifications/limits</code>		

Analytics Notification List

Return a list of analytics notifications (GET) or create an analytics notification (POST).

Syntax

URI

/vXX.X/analytics/notifications?source=waveNotification

Formats

JSON

HTTP methods

Method	Description
GET	Returns a list of analytics notifications.
POST	Create an analytics notification.

Parameters

Parameter	Description
source	Required for GET calls. Specifies what type of analytics notification to return. Valid values are: <ul style="list-style-type: none">lightningSubscribe — report subscriptionswaveNotification — Wave notifications
recordId	Optional. Return notifications for a single record. Valid values are: <ul style="list-style-type: none">reportId— Unique report IDlensId— Unique Wave lens ID

GET and POST Response Body

An array of notification objects. Each object contains the following fields:

Property	Type	Description
active	Boolean	Indicates whether the notification is being sent (<code>true</code>) or not (<code>false</code>).
configuration	WaveConfiguration[]	Describes details of a Wave notification. Only applicable when <code>source</code> is <code>waveNotification</code> .
createdDate	DateTime	Date and time when the notification was created (in ISO 8601 format).
deactivateOnTrigger	Boolean	Indicates whether the notification is deactivated after it's sent (<code>true</code>) or not (<code>false</code>). Deactivation doesn't delete the notification. The default value is <code>false</code> .

Property	Type	Description
<code>id</code>	String	Unique notification ID.
<code>lastModifiedDate</code>	DateTime	Date and time when the notification was last modified (in ISO 8601 format).
<code>name</code>	String	Display name of the notification.
<code>recordId</code>	String	Unique ID of the record that the notification describes. Valid values are: <ul style="list-style-type: none"> <code>reportId</code> <code>lensId</code>
<code>runAs</code>	runAs	The person who runs the report in a report subscription. Report recipients see data in the emailed report that this person has access to in Salesforce. Available in API version 40.0 and later. Only appears if you have the “Subscribe to Reports: Add Recipients” user perm.
<code>schedule</code>	Schedule	Details about the notification's schedule.
<code>source</code>	String	Indicates the type of notification. Possible values are: <ul style="list-style-type: none"> <code>lightningSubscribe</code> — report subscriptions <code>waveNotification</code> — Wave notifications
<code>thresholds</code>	Threshold[]	Specifies what happens when the notification runs. For example, sending an email with report results.

runAs

Property	Type	Description
<code>id</code>	String	The person's unique Salesforce user ID.
<code>name</code>	String	The person's first and last name.

Schedule

Property	Type	Description
<code>frequency</code>	String	How frequently the notification is invoked. Possible values are: <ul style="list-style-type: none"> <code>daily</code> — Every day <code>weekly</code> — One or more days each week <code>monthly</code> — One or more days each month
<code>frequencyType</code>	String	Only necessary when <code>frequency</code> is <code>monthly</code> . Possible values are: <ul style="list-style-type: none"> <code>relative</code> — Days which can change month-to-month, as described by <code>details</code>. <code>specific</code> — Fixed monthly dates, as described by <code>details</code>.

Property	Type	Description
details	ScheduleDetail[]	Describes the notification schedule. Varies depending on whether frequency is <code>daily</code> , <code>weekly</code> , or <code>monthly</code> .

ScheduleDetail (frequency is daily)

Property	Type	Description
time	Integer	The hour of the day at which the notification is invoked. Possible values are integers from 0 to 23.

ScheduleDetail (frequency is weekly)

Property	Type	Description
time	Integer	The hour of the day at which the notification is invoked. Possible values are integers from 0 to 23.
daysOfWeek	String[]	The days of the week on which the notification is invoked. Possible values are: <ul style="list-style-type: none">• <code>mon</code> — Monday• <code>tue</code> — Tuesday• <code>wed</code> — Wednesday• <code>thu</code> — Thursday• <code>fri</code> — Friday• <code>sat</code> — Saturday• <code>sun</code> — Sunday

ScheduleDetail (frequency is monthly, frequencyType is relative)

Property	Type	Description
time	Integer	The hour of the day at which the notification is invoked. Possible values are integers from 0 to 23.
weekInMonth	String	The week in the month during which the notification is invoked. Possible values are: <ul style="list-style-type: none">• <code>first</code> — First week• <code>second</code> — Second week• <code>third</code> — Third week• <code>fourth</code> — Fourth week

Property	Type	Description
dayInWeek	String	The day of the week on which the notification is invoked. Possible values are: <ul style="list-style-type: none"> • <code>mon</code> — Monday • <code>tue</code> — Tuesday • <code>wed</code> — Wednesday • <code>thu</code> — Thursday • <code>fri</code> — Friday • <code>sat</code> — Saturday • <code>sun</code> — Sunday • <code>weekday</code> — Weekday • <code>weekend</code> — Weekend day

ScheduleDetail (frequency is monthly, frequencyType is specific)

Property	Type	Description
time	Integer	The hour of the day at which the notification is invoked. Possible values are integers from 0 to 23.
daysOfMonth	Integer[]	The days of the month on which the notification is invoked. Possible values are integers from 1 to 31, and -1 (which represents the last day of the month).

Threshold

Property	Type	Description
type	String	Specifies when the notification is invoked (other than date and time criteria). Possible values are: <ul style="list-style-type: none"> • <code>always</code> — Always invoke the notification • <code>onError</code> — Invoke the notification when there is an error • <code>condition</code> — Invoke the notification based on criteria described by <code>conditions</code>
conditions	Condition[]	Describes conditions that govern when the notification is invoked.
actions	Action[]	Specifies what action is taken when the notification is invoked.

Condition

Property	Type	Description
colName	String	The data field which is operated on.

Property	Type	Description
value	String	The comparison value which is used by the operation.
operation	String	The operation which is used to evaluate the condition. Possible values are: <ul style="list-style-type: none">• <code>equal</code> — <code>colName</code> and <code>value</code> are equal• <code>notEqual</code> — <code>colName</code> and <code>value</code> are not equal• <code>greaterThan</code> — <code>colName</code> is greater than <code>value</code>• <code>lessThan</code> — <code>colName</code> is less than <code>value</code>• <code>greaterThanEqual</code> — <code>colName</code> is greater than or equal to <code>value</code>• <code>lessThanEqual</code> — <code>colName</code> is less than or equal to <code>value</code>

Action

Property	Type	Description
type	String	The type of action to perform when the notification is invoked. Possible values are: <ul style="list-style-type: none">• <code>sendEmail</code> — Send an email to <code>recipients</code>
configuration	Configuration	Specifies important attributes for resources related to the notification.

Configuration

Property	Type	Description
recipients	Recipient[]	A list of users, roles, and groups who receive the notification.

Recipient

Property	Type	Description
id	String	Specifies who receives the notification. Valid values are the unique id of a user, role, or group.
displayName	String	The <code>displayName</code> of the user, role, or group.

WaveConfiguration

Property	Type	Description
anchor	String	Optional. The Id of the Wave dashboard widget to which the notification is anchored.
filter	String	Optional. Description of selected filters at the time of notification creation.

Property	Type	Description
query	String	Required. SAQL query which is run when the notification is invoked.
datasets	WaveDataset[]	Required. Collection of Wave datasets referenced by the notification.

WaveDataset

Property	Type	Description
id	String	Required. Id of the Wave dataset.
name	String	Optional. Developer name of the Wave dataset.
namespace	String	Optional. Namespace of the Wave dataset.

POST Request Body

Uses the same format as the GET and POST response body.

Analytics Notification

Get information about (GET), save changes to (PUT) or delete (DELETE) a specific analytics notification.

Syntax

URI

/vXX.X/analytics/notifications/***analytics notification ID***

Formats

JSON

HTTP methods

Method	Description
GET	Returns information about a specific notification.
PUT	Save changes to the analytics notification as specified in the request body.
DELETE	Delete the analytics notification. Deleted notifications can't be recovered.

Parameters

Parameter	Description
source	Required for GET calls. Specifies what kind of analytic notification to return. Valid values are: <ul style="list-style-type: none">lightningSubscribe — report subscriptionswaveNotification — Wave notifications

Parameter	Description
-----------	-------------

recordId	Optional. Return notifications for a single record. Valid values are:
----------	---

- | | |
|---|---|
| recordId | Optional. Return notifications for a single record. Valid values are: |
| <ul style="list-style-type: none"> reportId— Unique report ID lensId— Unique Wave lens ID | |

GET Response Body

Property	Type	Description
active	Boolean	Indicates whether the notification is being sent (<code>true</code>) or not (<code>false</code>).
configuration	WaveConfiguration[]	Describes details of a Wave notification. Only applicable when <code>source</code> is <code>waveNotification</code> .
createdDate	DateTime	Date and time when the notification was created (in ISO 8601 format).
deactivateOnTrigger	Boolean	Indicates whether the notification is deactivated after it's sent (<code>true</code>) or not (<code>false</code>). Deactivation doesn't delete the notification. The default value is <code>false</code> .
id	String	Unique notification ID.
lastModifiedDate	DateTime	Date and time when the notification was last modified (in ISO 8601 format).
name	String	Display name of the notification.
recordId	String	Unique ID of the record that the notification describes. Valid values are: <ul style="list-style-type: none"> reportId lensId
runAs	runAs	The person who runs the report in a report subscription. Report recipients see data in the emailed report that this person has access to in Salesforce. Available in API version 40.0 and later. Only appears if you have the “Subscribe to Reports: Add Recipients” user perm.
schedule	Schedule	Details about the notification's schedule.
source	String	Indicates the type of notification. Possible values are: <ul style="list-style-type: none"> lightningSubscribe — report subscriptions waveNotification — Wave notifications
thresholds	Threshold[]	Specifies what happens when the notification runs. For example, sending an email with report results.

runAs

Property	Type	Description
id	String	The person's unique Salesforce user ID.
name	String	The person's first and last name.

Schedule

Property	Type	Description
frequency	String	How frequently the notification is invoked. Possible values are: <ul style="list-style-type: none">• <code>daily</code> — Every day• <code>weekly</code> — One or more days each week• <code>monthly</code> — One or more days each month
frequencyType	String	Only necessary when <code>frequency</code> is <code>monthly</code> . Possible values are: <ul style="list-style-type: none">• <code>relative</code> — Days which can change month-to-month, as described by <code>details</code>.• <code>specific</code> — Fixed monthly dates, as described by <code>details</code>.
details	ScheduleDetail[]	Describes the notification schedule. Varies depending on whether <code>frequency</code> is <code>daily</code> , <code>weekly</code> , or <code>monthly</code> .

ScheduleDetail (frequency is daily)

Property	Type	Description
time	Integer	The hour of the day at which the notification is invoked. Possible values are integers from 0 to 23.

ScheduleDetail (frequency is weekly)

Property	Type	Description
time	Integer	The hour of the day at which the notification is invoked. Possible values are integers from 0 to 23.
daysOfWeek	String[]	The days of the week on which the notification is invoked. Possible values are: <ul style="list-style-type: none">• <code>mon</code> — Monday• <code>tue</code> — Tuesday• <code>wed</code> — Wednesday• <code>thu</code> — Thursday• <code>fri</code> — Friday

Property	Type	Description
		<ul style="list-style-type: none">• <code>sat</code> — Saturday• <code>sun</code> — Sunday

ScheduleDetail (frequency is monthly, frequencyType is relative)

Property	Type	Description
<code>time</code>	Integer	The hour of the day at which the notification is invoked. Possible values are integers from 0 to 23.
<code>weekInMonth</code>	String	The week in the month during which the notification is invoked. Possible values are: <ul style="list-style-type: none">• <code>first</code> — First week• <code>second</code> — Second week• <code>third</code> — Third week• <code>fourth</code> — Fourth week
<code>dayInWeek</code>	String	The day of the week on which the notification is invoked. Possible values are: <ul style="list-style-type: none">• <code>mon</code> — Monday• <code>tue</code> — Tuesday• <code>wed</code> — Wednesday• <code>thu</code> — Thursday• <code>fri</code> — Friday• <code>sat</code> — Saturday• <code>sun</code> — Sunday• <code>weekday</code> — Weekday• <code>weekend</code> — Weekend day

ScheduleDetail (frequency is monthly, frequencyType is specific)

Property	Type	Description
<code>time</code>	Integer	The hour of the day at which the notification is invoked. Possible values are integers from 0 to 23.
<code>daysOfMonth</code>	Integer[]	The days of the month on which the notification is invoked. Possible values are integers from 1 to 31, and -1 (which represents the last day of the month).

Threshold

Property	Type	Description
type	String	Specifies when the notification is invoked (other than date and time criteria). Possible values are: <ul style="list-style-type: none">• <code>always</code> — Always invoke the notification• <code>onError</code> — Invoke the notification when there is an error• <code>condition</code> — Invoke the notification based on criteria described by <code>conditions</code>
conditions	Condition[]	Describes conditions that govern when the notification is invoked.
actions	Action[]	Specifies what action is taken when the notification is invoked.

Condition

Property	Type	Description
colName	String	The data field which is operated on.
value	String	The comparison value which is used by the operation.
operation	String	The operation which is used to evaluate the condition. Possible values are: <ul style="list-style-type: none">• <code>equal</code> — <code>colName</code> and <code>value</code> are equal• <code>notEqual</code> — <code>colName</code> and <code>value</code> are not equal• <code>greaterThan</code> — <code>colName</code> is greater than <code>value</code>• <code>lessThan</code> — <code>colName</code> is less than <code>value</code>• <code>greaterThanEqual</code> — <code>colName</code> is greater than or equal to <code>value</code>• <code>lessThanEqual</code> — <code>colName</code> is less than or equal to <code>value</code>

Action

Property	Type	Description
type	String	The type of action to perform when the notification is invoked. Possible values are: <ul style="list-style-type: none">• <code>sendEmail</code> — Send an email to <code>recipients</code>
configuration	Configuration	Specifies important attributes for resources related to the notification.

Configuration

Property	Type	Description
<code>recipients</code>	Recipient[]	A list of users, roles, and groups who receive the notification.

Recipient

Property	Type	Description
<code>id</code>	String	Specifies who receives the notification. Valid values are the unique id of a user, role, or group.
<code>displayName</code>	String	The <code>displayName</code> of the user, role, or group.

WaveConfiguration

Property	Type	Description
<code>anchor</code>	String	Optional. The Id of the Wave dashboard widget to which the notification is anchored.
<code>filter</code>	String	Optional. Description of selected filters at the time of notification creation.
<code>query</code>	String	Required. SAQL query which is run when the notification is invoked.
<code>datasets</code>	WaveDataset[]	Required. Collection of Wave datasets referenced by the notification.

WaveDataset

Property	Type	Description
<code>id</code>	String	Required. Id of the Wave dataset.
<code>name</code>	String	Optional. Developer name of the Wave dataset.
<code>namespace</code>	String	Optional. Namespace of the Wave dataset.

PUT Request Body

A notification object with desired changes.

Uses the same format as the GET response body.

PUT Response Body

An analytics notification object reflecting saved changes.

Uses the same format as the GET response body.

DELETE Response Body

The analytics notification is deleted, and can't be recovered.

Returns an empty response body.

Analytics Notification Limits

Check to see how many more analytics notifications you can create.

Syntax

URI

`/vXX.X/analytics/notifications/limits?source=waveNotification`

Formats

JSON

HTTP methods

Method	Description
GET	Check how many analytic notifications you have, and the maximum number you can have.

Parameters

Parameter	Description
<code>source</code>	Required for GET calls. Specifies what type of analytic notification to return limits for. Valid values are: <ul style="list-style-type: none"><code>lightningSubscribe</code> — report subscriptions<code>waveNotification</code> — Wave notifications

GET Response Body

Property	Type	Description
<code>max</code>	Integer	How many analytics notifications of the type specified by <code>source</code> the user is allowed to create.
<code>remaining</code>	Integer	How many more analytics notifications of the type specified by <code>source</code> the user can create before hitting the limit.

INDEX

A

- Analytics Notifications API
 - GET a list of analytics notifications [112, 116](#)
 - GET a list of report types [46](#)
- Analytics Notifications API Examples
 - DELETE delete an analytics notification [116](#)
 - POST create an analytics notification [114](#)
 - PUT save an analytics notification [115](#)

D

- Dashboards API
 - filtering results [79](#)
 - getting dashboard metadata [101](#)
 - getting list of dashboards [75](#)
 - getting results [75](#)
 - getting status [80](#)
 - refreshing [81](#)
 - returning details about dashboard components [86](#)
 - saving a dashboard [81, 85](#)

E

- Examples Reports API [3](#)
- Examples: Dashboards API [74](#)

I

- Introduction [1](#)

R

- Reference
 - Dashboard error codes [232](#)
 - Dashboard List [213](#)
 - Dashboard Results [213](#)
 - Dashboard Status [213](#)
 - Notifications [234](#)
 - Report Describe [118](#)
 - Report Execute [118](#)
 - Report Instances [118](#)
 - Report List [118](#)
 - Report Types [189, 205](#)
- Reports and Dashboards REST API
 - report-level errors [186](#)
- Reports API Examples
 - POST create a report [4](#)
- Requirements and limitations [2](#)

Resources

- DELETE analytics notification [240](#)
- DELETE report [119](#)
- Detailed results [57, 144](#)
- Fact map [57](#)
- Filter report results [57, 144](#)
- GET analytics notifications limits [246](#)
- GET analytics notifications list [235](#)
- Get basic report metadata [130](#)
- GET dashboard describe [224, 231](#)
- GET dashboard list [214](#)
- GET dashboard results [214](#)
- GET dashboard status [229](#)
- Get extended report metadata [130](#)
- Get recent reports list [158](#)
- GET report data [57, 144](#)
- GET report fields [173](#)
- GET report instance results [156](#)
- GET report instances [155](#)
- GET report type list [190, 206](#)
- GET report type metadata [190](#)
- PATCH report [119](#)
- POST analytics notifications list [235](#)
- POST report data [57, 144](#)
- POST report instance [151, 155](#)
- POST Report Query Resource [162](#)
- PUT analytics notification [240](#)
- run report asynchronously [151](#)
- Summary level results [57, 144](#)

S

- Salesforce Reports and Dashboards REST API
 - asynchronous [51–52](#)
 - dashboard, clone [109](#)
 - dashboard, delete [110](#)
 - filter reports [52](#)
 - GET request [34, 42, 51](#)
 - list report runs [51](#)
 - POST request [52](#)
 - recently viewed [55](#)
 - report data [34](#)
 - report list [55](#)
 - report metadata [42](#)
 - report, clone [72](#)
 - report, delete [73](#)
 - report, query [59](#)

Index

Salesforce Reports and Dashboards REST API (*continued*)
report, save [71](#)

Salesforce Reports and Dashboards REST API (*continued*)
synchronous [52](#)