

salesforce

Chatter REST API Developer Guide

Version 36.0, Spring '16



 @salesforcedocs

Last updated: April 28, 2016

CONTENTS

Chapter 1: Introducing Chatter REST API	1
Deciding When to Use Chatter REST API	2
Chatter REST API Architecture	2
Chatter REST API Rate Limits	3
Building the Chatter REST API Resource URL	4
Sending HTTP Requests	5
Understanding a Chatter REST API Request and Response	6
Using Chatter REST API Inputs	10
Wildcards	19
Specifying Response Sizes	20
filterGroup	20
exclude	22
include	24
Response Body Encoding	26
Status Codes and Error Responses	27
Understanding OAuth and Chatter REST API	28
Understanding the Web Server OAuth Authentication Flow	30
Understanding the User-Agent OAuth Authentication Flow	35
Using Tokens	37
Requesting Static Assets and Posting Forms Directly from HTML	38
Use CORS to Access Chatter REST API, REST API, and Lightning Out	40
Chapter 2: Chatter REST API Quick Start	41
Prerequisites	42
Step One: Obtain a Salesforce Developer Edition Organization	42
Step Two: Set Up Authorization	42
Step Three: Connect to Chatter REST API Using OAuth	43
Connecting to Salesforce Communities	44
Chapter 3: Chatter REST API Features	46
Working with Action Links	47
Action Links Use Cases	49
Action Links Overview, Authentication, and Security	51
Action Link Templates	55
Working with Communities	68
Working with Feeds and Feed Elements	70
Working with Salesforce Files	76
Chapter 4: Chatter REST API Examples	79

Contents

Filter a Response Body	80
Make a Request in a Community	81
Get My News Feed	81
Get Another User's Feed	82
Get a Group Feed	82
Post a Feed Item	82
Post a Feed Element and Include Files from Salesforce	83
Post a Rich-Text Feed Element	84
Post a Feed Element with an Inline Image	85
Post a Comment	86
Post a Comment and Include a File from Salesforce	87
Post a Binary File	87
Post an @Mention	88
Post Multiple @Mentions	89
Get a List of @Mention Proposals	90
Define Action Links and Post with a Feed Element	90
Define Action Links in a Template and Post with a Feed Element	93
Update the Status of an Action Link or Invoke an Action Link	97
Edit a Feed Post	98
Edit a Comment	99
Edit a Question Title and Post	99
Like a Feed Item	100
Like a Feed Item and Return the Total Number of Likes	100
Share a Feed Item	101
Get Feed Elements Updated Since Last Request	101
Get a Feed with Internal Feed Items Only	102
Search a Feed	102
Get a List of Records a User Follows	102
Get Chatter Activity Statistics for a User	103
Get Recommendations of Users to Follow	103
Create and Schedule Custom Recommendations with Audiences	103
Create a Group	106
Update and Crop a Group Photo	106
Join a Group	107
Request to Join a Private Group	107
Approve or Reject a Request to Join a Private Group	108
Post to a Group	108
Follow a Record	109
Stop Following a Record	109
Get a Record Feed	110
Update a User Profile	110
Update and Crop a User Photo	110
Send a Private Message	111
Get User Information for Multiple Users	112

Contents

Create a Topic Hierarchy in Communities	112
Chapter 5: Chatter REST API Resources	116
Action Links Resources	118
Action Link Group Definitions	119
Action Link Group Definition	122
Action Link Group	123
Action Link	123
Action Link Diagnostic Information	126
Announcements Resources	127
Announcement	130
Async Query Resources	132
Async Query	133
Async Query, Status	133
Batch Resource	134
Chatter Resource	140
Comments Resources	140
Communities Resources	143
Communities Knowledge Resources	144
Community Trending Articles	145
Community Trending Articles for a Topic	145
Communities Moderation Resources	146
Connect Resources	153
Dashboard Component Snapshot Resource	154
Datacloud Resources	156
Datacloud Company Information	156
Datacloud Contact Information	156
Datacloud Contact Import	157
Datacloud OrderId Information	158
Datacloud Company Order Information	158
Datacloud Contact Order Information	159
Datacloud Orders	159
Datacloud Usage	161
Environment Hub Resources	161
Environment Hub My Domain Validation	162
Environment Hub Sign-up Member Validation	162
Environment Hub OAuth URL Generator	163
Environment Hub SSO User Mapping Generator	163
Feed Elements Resources	164
Feed Elements, Post and Search	167
Feed Elements, Batch Post	169
Feed Elements, Batch Get	172
Feed Element	173
Feed Elements Capabilities	174

Contents

Feed Elements Capability, Approval	174
Feed Elements Capability, Associated Actions	175
Feed Elements Capability, Banner	175
Feed Elements Capability, Bookmarks	176
Feed Elements Capability, Bundle	177
Feed Elements Capability, Bundle Elements	177
Feed Elements Capability, Canvas	178
Feed Elements Capability, Case Comment	179
Feed Elements Capability, Chatter Likes	179
Feed Elements Capability, Chatter Likes Items	180
Feed Elements Capability, Comments	180
Feed Elements Capability, Comments Items	181
Feed Elements Capability, Content	183
Feed Elements Capability, Dashboard Component Snapshot	183
Feed Elements Capability, Editability	183
Feed Elements Capability, Email Message	184
Feed Elements Capability, Enhanced Link	184
Feed Elements Capability, Files	185
Feed Elements Capability, Link	185
Feed Elements Capability, Moderation	186
Feed Elements Capability, Mute	187
Feed Elements Capability, Origin	188
Feed Elements Capability, Poll	188
Feed Elements Capability, Question and Answers	190
Feed Elements Capability, Recommendations	191
Feed Elements Capability, Record Snapshot	191
Feed Elements Capability, Social Post	192
Feed Elements Capability, Topics	192
Feed Elements Capability, Tracked Changes	194
Feed Items Resources	194
Feed-Items Batch	194
Feed-Items Query	195
Feed-Items, Specific Feed Item	196
Feed Items Comments	197
Feed-Items Likes	199
Feed-Items Polls	200
Feed-Items Topics	201
Feeds Resources	202
Bookmarks Feed Resources	203
Communities Home Feed Resource	209
Communities Moderation Feed Resources	211
Company Feed Resources	214
Favorites Feed Resources	219
Feeds Resource	224

Contents

Files Feed Resources	225
Filter Feed Resources	231
Groups Feed Resources	238
Mute Feed Resources	244
News Feed Resources	247
People Feed Resources	266
Record Feed Resource	272
To Feed Resources	288
Topics Feed Resources	293
User Profile Feed Resources	297
Files Connect Repository Resources	311
Files Connect Repository List	312
Files Connect Repository	313
Files Connect Repository Directory Entries	314
Files Connect Repository File	314
Files Connect Repository File Content	316
Files Connect Repository File Previews	316
Files Connect Repository File Preview	316
Files Connect Repository Folder Allowed Item Types	317
Files Connect Repository Folder Items	318
Files Connect Repository Item Type	319
Files Connect Repository Permissions	320
Files Connect Repository Permission Types	321
Files Resources	321
File Information	322
File Content	325
File Shares	326
Files Shares Link	328
File Previews	328
File Preview	329
File Rendition	330
File Information, Batch	331
Folders Resources	331
Forecasts Resources	335
Forecasting Jump-To-User	335
Forecasting Manager Ancestors Query	336
Forecasting Manager Ancestors, Specific User	337
Forecasting User Access	337
Groups Resources	338
List of Groups	339
Group Information	342
Batch Group Information	346
Group Announcements	346
Group Banner Photo	349

Contents

Group Files	351
Group Members	352
Group Members—Private	354
Group Membership Requests—Private	357
Group Memberships Resources	358
Group Photo	362
Group Records	364
Group Record	365
Group Settings	366
Group Topics	367
Influence Resource	367
Likes Resource	368
Managed Topics Resources	369
Managed Topics	369
Managed Topic	375
Mentions Resources	376
Mentions Completions	376
Mentions Validations	378
Motifs Resources	379
Push Notifications Resource	381
Question and Answers Suggestions Resource	382
Recommendation Audience Resources	383
Recommendation Audiences	384
Recommendation Audience	386
Recommendation Audience Members	388
Recommendation Definition Resources	389
Recommendation Definitions	389
Recommendation Definition	391
Recommendation Definition Photo	393
Records Resources	395
Followers on Records Resource	395
Topics on Records Resource	396
Scheduled Recommendations Resources	398
Scheduled Recommendations	398
Scheduled Recommendation	404
Subscriptions Resource	408
Topics Resources	409
List of Topics	409
Topics Suggestions	412
Trending Topics	413
Topic	415
Topics, Endorse People	417
Topic Endorsements	418
Topic Files	419

Contents

Topic Groups	421
Topics, Knowledgeable People List	421
Related Topics	422
Topics, Opt Outs from Knowledgeable People List	422
Topics, Opt Out from Knowledgeable People List	422
User Profiles Resources	423
User Profiles Resource	423
User Profiles Banner Photo	424
User Profiles Photo	426
Users Resources	428
User Information	430
User Profile Information	431
Batch User Information	433
User Conversations, General	433
User Conversations, Specific	435
Change Status of Conversations	436
Get Unread Count for Conversations	437
Users Files, General	437
User Files, Filtered by Group	441
User Files, Filtered by Sharing	441
User Followers	442
Following	443
User Groups	445
Topics a User Is Knowledgeable About	446
Topics a User Is Knowledgeable About: Batch Users	446
User Messages, General	447
User Messages, Specific	454
User Photo	454
User Recommendations, General	457
User Recommendations for a Specific Action	460
User Recommendations for a Specific Action and Object Category	463
User Recommendations for a Specific Action and Key Prefix	467
User Recommendations for a Specific Action and Object ID	470
User Recommendations for a Specific Action and Object Type	471
User Reputation	471
User Settings	472
User Status	473
Topics Recently Used	474
Zones Resources	474
List of Zones	475
Zone Information	475
Zone Search Results	476
Chapter 6: Chatter REST API Request Bodies	478

Contents

Action Link Definition Input	478
Action Link Group Definition Input	483
Action Link Input	486
Action Link Template Binding Input	486
Announcement Input	487
Associated Actions Capability Input	489
Async Query Input	489
Attachment Input: Canvas App	490
Attachment Input: Existing Content	491
Attachment Input: Feed Poll	492
Attachment Input: Link	493
Attachment Input: New File Upload	493
Banner Photo Input	494
Batch Collection Input	495
Batch Input	496
Bookmarks Capability Input	497
Canvas Capability Input	498
Comment Input	499
Comment Capabilities Input	500
Content Capability Input	500
Custom List Audience Criteria Input	501
Datacloud Contact Import Input	502
Datacloud Order Input	503
Dashboard Component Snapshot Input	504
Environment Hub SSO User Mapping Input	504
Feed Element Capabilities Input	505
Feed Favorite Input	507
Feed Item Input	508
Feed Item Topic Input	512
Feed Poll Input	512
File Input	512
File ID Input	514
Files Capability Input	514
File Shares Input	515
Files Connect Field Value Input	516
Files Connect Item Input	516
Files Connect Permission Collection Input	517
Files Connect Permission Input	518
Folder Input	518
Folder Item Input	519
Following Input	519
Generic Batch Collection Input	520
Generic Batch Input	521
Group Chatter Settings Input	523

Contents

Group Information Input	524
Group Input	524
Group Member Input	526
Group Membership Request Update	526
Group Record Input	527
Link Capability Input	527
Managed Topic Input	528
Managed Topic Position Collection Input	530
Managed Topic Position Input	531
Message Body Input	532
Message Segment Input: Hash Tag	532
Message Segment Input: Inline Image	533
Message Segment Input: Link	533
Message Segment Input: Markup Begin	534
Message Segment Input: Markup End	534
Message Segment Input: Mention	535
Message Segment Input: Text	535
Moderation Flag Input	535
Mute Capability Input	536
New User Audience Criteria Input	536
Photo Input	537
Poll Capability Input	538
Push Notification Input	539
Question and Answers Capability Input	539
Recommendation Audience Input	540
Recommendation Definition Input	542
Request Header Input	543
Scheduled Recommendation Input	544
Share Input	547
Topic Assignment Input	547
Topic Endorsement Input	548
Topic Input	548
Topic Names Input	549
User Chatter Settings Input	549
User ID Collection Input	550
User Input	551
User Message	551
User Message Recipient Input	552
User Message Recipient List Input	553
User Status Input	553
User Stream (Conversation) Input	553
Chapter 7: Chatter REST API Response Bodies	554
Action Link Definition	554

Contents

Action Link Diagnostic	557
Action Link Group Definition	557
Address	559
Announcement	559
Announcement Page	559
Approval Capability	560
Approval Post Template Field	561
Article Item	561
Associated Actions Capability	561
Async Query	562
Async Query Collection	563
Banner Capability	563
Banner Photo	563
Batch Result Item	564
Batch Results	565
Bookmarks Capability	565
Case Comment Capability	565
Canvas Capability	567
Chatter Activity	567
Chatter Directory	568
Chatter Influence	568
Chatter Likes Capability	568
ClientInfo	569
Comment	569
Comment Capabilities	570
Comment Page	571
Comments Capability	571
Community	572
Community Page	573
Connect Directory	573
Content	573
Content Capability	576
Conversation Detail	578
Conversation Summary	578
Conversation Summary Collection	578
Conversation Unread Count	579
Custom List Audience Criteria	579
Dashboard Component Snapshot	579
Dashboard Component Snapshot Capability	580
Datacloud Company	580
Datacloud Company Collection	582
Datacloud Contact	583
Datacloud Contact Collection	584
Datacloud Import	584

Contents

Datacloud Import Status	585
Datacloud Order	585
Datacloud Purchase Usage	586
Edit Capability	586
Email Address	587
Email Attachment	587
Email Message Capability	588
Enhanced Link Capability	588
Environment Hub My Domain Validation	589
Environment Hub OAuth URL	589
Environment Hub Sign-up Member Validation	589
Environment Hub SSO User Mapping Validation	590
Error Message	590
Error with Output	591
Explanation Details	591
Explanation Summary	593
External File Permission Information	594
Favorite	595
Favorites Page	596
Features	596
Feed	598
Feed Directory	599
Feed Directory Item	599
Feed Element Capabilities	601
Feed Element Page	603
Feed Entity Is Editable	604
Feed Item	605
Feed Item Attachment: Approval	611
Feed Item Attachment: Basic Template	612
Feed Item Attachment: Canvas Template	613
Feed Item Attachment: Case Comment	613
Feed Item Attachment: Content	615
Feed Item Attachment: Dashboard	616
Feed Item Attachment: Email Message	617
Feed Item Attachment: Link	618
Feed Item Attachment: Poll	618
Feed Item Attachment: Record Snapshot	618
Feed Item Attachment: Tracked Change	619
Feed Item Body	619
Feed Item Page	620
Feed Item Preamble Message Body	621
Feed Item Topics	621
Feed Modified Info	621
Feed Poll Choice	622

Contents

Feed Tracked Change	622
File Detail	622
File Preview	623
File Preview Collection	624
File Preview URL	624
File Share Link	624
File Shares Page	625
File Summary	625
File Summary Page	628
Files Capability	629
Files Connect Allowed Item Type Collection	629
Files Connect Field Definition	629
Files Connect Item Type Detail	630
Files Connect Item Type Summary	630
Files Connect Permission	630
Files Connect Permission Collection	631
Files Connect Permission Type	631
Files Connect Provider Type	631
Files Connect Repository	632
Files Connect Repository Collection	633
Files Connect Repository Features	633
Flat Feed	634
Flat Feed Item	634
Folder	634
Folder Item	635
Folder Item Page	635
Follower Page	636
Following Counts	636
Following Page	637
Forecasting Manager	637
Forecasting Manager Ancestors	637
Forecasting User	638
Forecasting User Access	638
Forecasting User Access Collection	638
Forecasting User Collection	638
Generic Bundle Capability	639
Generic Feed Element	639
Group	641
Group Chatter Settings	642
Group Detail	643
Group Information	645
Group Member	645
Group Member Page	646
Group Membership Request	646

Contents

Group Membership Request Collection	647
Group Page	647
Group Record	647
Group Record Page	648
Icon	648
Influence Thresholds	648
Knowledgeable People	649
Knowledgeable People Collection	649
Knowledge Article Version	650
Knowledge Article Version Collection	650
Like	651
Like Message Body	651
Like Page	651
Link Capability	652
List View Column	652
List View Definition	652
List View Object	653
List View Record	653
List View Sort	654
Maintenance Information	654
Managed Topic	655
Managed Topic Collection	656
Mention Completion	656
Mention Completion Page	657
Mention Validation	658
Mention Validations	658
Message	659
Message Collection	659
Message Segment: Entity Link	660
Message Segment: Field Change	660
Message Segment: Field Change Name	661
Message Segment: Field Change Value	661
Message Segment: Hashtag	662
Message Segment: Inline Image	662
Message Segment: Link	663
Message Segment: Markup Begin	663
Message Segment: Markup End	664
Message Segment: Mention	664
Message Segment: More Changes	665
Message Segment: Resource Link	666
Message Segment: Text	666
Moderation Capability	666
Moderation Flags	666
Motif	667

Contents

Mute Capability	668
New User Audience Criteria	668
Non-Entity Recommendation	669
Organization	669
Origin Capability	670
Phone Number	670
Photo	671
Platform Action	671
Platform Action Group	674
Poll Capability	675
Question and Answers Capability	676
Question and Answers Suggestion Collection	676
Recommendation	677
Recommendation Audience	678
Recommendation Audience Collection	679
Recommendation Definition	679
Recommendation Definition Collection	680
Recommendations	680
Recommendations Capability	680
Recommended Object	681
Record Field	681
Record Field: Blank	682
Record Field: Compound	682
Record Field: Currency	683
Record Field: Date	683
Record Field: Percent	684
Record Field: Picklist	684
Record Field: Reference	684
Record Field: Reference with Date	685
Record Snapshot Capability	685
Record Summary	686
Record Summary List	686
Record View	686
Record View Section	687
Reference	688
Repository Directory Entry Collection	688
Repository File Detail	688
Repository File Summary	689
Repository Folder Item	690
Repository Folder Items Collection	690
Repository Folder Summary	691
Repository Group Summary	691
Repository Permission Type Collection	692
Repository User Summary	692

Contents

Reputation	693
Reputation Level	693
Request Header	693
Scheduled Recommendation	693
Scheduled Recommendation Collection	695
Shares	695
Social Account	696
Social Post Capability	696
Social Post Status	697
Subscription	698
Subscription Page	698
Time Zone	699
Topic	699
Topic Collection	700
Topic Endorsement	700
Topic Endorsement Collection	700
Topic Images	701
Topic Opt Out	701
Topic Opt Out Collection	702
Topic Suggestion	702
Topic Suggestion Collection	702
Topics Capability	702
Topics People Are Knowledgeable About	702
Topics People Are Knowledgeable About Collection	703
Tracked Change Bundle Capability	704
Tracked Changes Capability	704
Unauthenticated User	704
User Capabilities	705
User Chatter Settings	705
User Detail	706
User Group Page	708
User Page	709
User Profile	709
User Profile Tab	709
User Reference Collection	710
User Settings	710
User Status	712
User Summary	712
Zone	714
Zone Page	714
Zone Search Page	715
Zone Search Result	715
Chapter 8: Chatter REST API Appendices	716

Contents

Action Links Labels	716
INDEX	722

CHAPTER 1 Introducing Chatter REST API

In this chapter ...

- [Deciding When to Use Chatter REST API](#)
- [Chatter REST API Architecture](#)
- [Chatter REST API Rate Limits](#)
- [Building the Chatter REST API Resource URL](#)
- [Sending HTTP Requests](#)
- [Understanding a Chatter REST API Request and Response](#)
- [Using Chatter REST API Inputs](#)
- [Wildcards](#)
- [Specifying Response Sizes](#)
- [Response Body Encoding](#)
- [Status Codes and Error Responses](#)
- [Understanding OAuth and Chatter REST API](#)
- [Use CORS to Access Chatter REST API, REST API, and Lightning Out](#)

Use Chatter REST API to display Salesforce data, especially in mobile applications. Responses are localized, structured for presentation, and can be filtered to contain only what the app needs. In addition to Chatter feeds, users, groups, and followers, Chatter REST API provides programmatic access to files, recommendations, topics, notifications, Data.com purchasing, and more. Chatter REST API is similar to APIs offered by other companies with feeds, such as Facebook and Twitter, but it also exposes Salesforce features beyond Chatter.

EDITIONS

Available in: Salesforce Classic

Available in: All editions except **Personal** Edition. In addition, some features require Chatter to be enabled for the organization.

Deciding When to Use Chatter REST API

Use Chatter REST API to:

- Build a mobile app.
- Integrate a third-party Web application with Salesforce so it can notify groups of users about events.
- Display a feed on an external system, such as an intranet site, after users are authenticated.
- Make feeds actionable and integrated with third-party sites. For example, an app that posts a Chatter item to Twitter whenever the post includes #tweet hashtag.
- Create simple games that interact with the feed for notifications.
- Creating a custom, branded skin for Chatter for your organization.

How Is Chatter REST API Different from Other Salesforce APIs?

The following are some of the differences between Chatter REST API and REST API:

- Data is structured for rendering on Web sites and mobile devices.
- Returned information is localized to the user's time zone and language.
- Changed values that are tracked in a feed are returned as value-pair representations.
- Rate limiting for Chatter REST API is per user, per application, per hour. The rate limiting for SOAP API and REST API is by organization.

If needed, extract an ID from the REST API and use it in requests to Chatter REST API.

Chatter in Apex

Many Chatter REST API resource actions are exposed as static methods on Apex classes in the `ConnectApi` namespace. This namespace is also referred to as *Chatter in Apex*. Use Chatter in Apex to develop Chatter applications on the Force.com platform without using HTTP callouts from Apex.

The documentation for Chatter in Apex is available in the *Apex Developer Guide*.

SEE ALSO:

[Chatter REST API Rate Limits](#)

Chatter REST API Architecture

To use Chatter REST API, understand a few characteristics of its architecture, like how to authenticate, and which data formats it supports.

Authentication

Chatter REST API uses [OAuth 2.0](#).



Note: Salesforce is accessed securely, that is, using HTTPS.

CORS (Cross-Origin Resource Scripting)

Chatter REST API, REST API, and Lightning Out support CORS (cross-origin resource sharing). To access these APIs from JavaScript in a Web browser, add the origin serving the script to the CORS whitelist. See [Use CORS to Access Chatter REST API, REST API, and Lightning Out](#).

Default HTML entity encoding

Chatter REST API responses are minimally HTML entity-encoded by default.

For non-HTML contexts, such as native mobile applications, Chatter REST API clients can request raw (unencoded) output. Set the `X-Chatter-Entity-Encoding` HTTP header in a request to `false`.

For more information, see [Response Body Encoding](#) on page 26.


JSON and XML support

The JavaScript Object Notation (JSON) format is supported with UTF-8. Date-time information is in [ISO8601](#) format.

XML serialization is similar to SOAP API. XML requests are supported in UTF-8 and UTF-16, and XML responses are provided in UTF-8.

Responses are in JSON format by default. To specify XML, use the HTTP header `Accept: application/xml`. (To specify JSON, use `Accept: application/json`.)

You can append either `.json` or `.xml` to the URI of any resource to specify how the return is formatted. For example, `/chatter/feeds/filter/me/001/feed-elements.xml`.

 **Note:** Not all features support XML.

Localized names and times

Chatter REST API localizes both the names and datetimes to the locale setting of the user. Users set their locale in their personal information. If the user hasn't set their locale, Chatter REST API uses the default locale for the organization.

Clients can use any locale available in the organization to override the default locale. To override the locale for any API request, use the `Accept-Language` HTTP header.

 **Note:** ISO-8601 dates are always in GMT.

Salesforce ID length

Salesforce IDs in response bodies are always 18 character IDs. In request bodies, you can use either 15 character IDs or 18 character IDs.


UI Themes

Clients can use the `X-Connect-Theme` HTTP header to specify a UI theme for any API request. There are 2 themes, each with their own set of motifs: `Classic` and `Salesforce1`. Theme names are case-sensitive.

Method overriding


To override an HTTP method if you use an HTTP library that doesn't allow overriding or setting an arbitrary HTTP method name, use the request parameter `_HttpMethod`.

```
POST https://instance_name/services/data/v36.0/chatter/  
/chatter/users/me/conversations/03MD000000008KMAQ  
?_HttpMethod=PATCH&read=true
```

 **Note:** The `_HttpMethod` parameter is case-sensitive. Use the correct case for all values.

Chatter REST API Rate Limits


Chatter REST API requests are subject to rate limiting. Chatter REST API has a different rate limit than other Salesforce APIs. Chatter REST API has a per user, per application, per hour rate limit. When you exceed the rate limit, all Chatter REST API resources return a 503 Service Unavailable error code.

 **Note:** Load, performance, and other system issues can prevent some limits from being reached. Limits can change without notice. Applications should make efficient use of available requests and gracefully handle the 503 error code.

For applications using a session ID from Force.com, the rate limit is per user, per hour—there isn't a separate bucket for applications. All applications the user accesses with a session ID use this general quota. To take advantage of the per user, per application, per hour limit, use OAuth tokens.

To build apps that don't hit the rate limit, use these guidelines:

- If you hit limits when running tests, use multiple users to simulate a real-world scenario.
- When polling for feed updates, do not exceed one poll per minute (60 polls per hour). To return more results in 1 request, increase the page size.
- When polling for private messages, do not exceed 60 polls per hour.
- To avoid making multiple requests, cache metered static assets such as file and dashboard renditions (group and user profile pictures are not metered).
- Each developer on a team should set up 2 connected apps: one for automated testing and one for manual testing and development. Don't share connected apps with other developers.
- Use a unique connected app for the production environment.
- Don't share connected apps between applications.

 **Important:** To extract data, use REST API or SOAP API to operate on sObjects. Do not use Chatter REST API to extract data.

REST API's rate limiting and query language work better for these use cases:

- Migrate or synchronize user profiles between systems.
- Create analytic applications.
- Write queries that return records and fields.

SEE ALSO:

[Deciding When to Use Chatter REST API](#)

Building the Chatter REST API Resource URL

Access all Chatter REST API resources by using the URI for your company's instance, combined with version and community information, and the URI for the resource.

For example, building a URL without communities, if your instance is:

```
https://na1.salesforce.com
```

And the version information is:

```
/services/data/v36.0
```

And the resource is :

```
/chatter/feeds/news/me/feed-elements
```

Put together, the full URL is:

```
https://na1.salesforce.com/services/data/v36.0/chatter/  
feeds/news/me/feed-elements
```

To access resources that are part of a community, use the following after the version information and before the resource:

```
/connect/communities/communityId
```

For example, this is a full URL that accesses a news feed resource in a community:

```
https://na1.salesforce.com/services/data/v36.0/connect
/communities/communityId/chatter/feeds/news/me/feed-elements
```

To access resources in the default community, use the `internal` shortcut as the community id:

```
/connect/communities/internal
```

You can use the `internal` shortcut even if communities are not enabled. You may want to do this if you're developing an application for multiple organizations and not all of them use communities.

The response bodies include URLs with `/connect/communities/internal`. This format enables you to perform string interpolation when referencing communities.

To access resources in the default community, you can also use the `/chatter` resources directly (without `/connect/communities/internal`). The response bodies don't include URLs with `/connect/communities/internal`.

In addition, you can also use your organization's custom URL for a community to access resources in it. For example:

```
https://communitydomain.force.com/communitypath/services/data/v36.0/connect
/communities/communityId/chatter/feeds/news/me/feed-elements
```

Sending HTTP Requests

Chatter REST API uses HTTP methods to send and receive JSON and XML content, so it is very simple to build client applications using the tool or the language of your choice.

HTTP requests to a Chatter REST API resource contain the following information:

- An HTTP method (such as GET, POST, PATCH, or DELETE).
- An OAuth 2.0 access token used to authenticate the request. For information on how to retrieve the token, see [Chatter REST API Quick Start](#).
- The Chatter REST API resource URL.
- Request parameters or a request body containing information needed for requests, such as information to update a record.

The request body can contain JSON or XML. If you pass resource-specific request parameters and a request body, the request parameters are ignored. Request parameters that aren't specific to a resource, such as parameters in a bearer token URL and the `__HttpMethod` parameter, are processed along with the request body. Use bearer token parameters as they are. Don't add or remove parameters.

The HTTP methods are used to indicate the desired action, such as retrieving information, as well as creating, updating, and deleting records.

- GET is used to retrieve information, such as basic resource summary information.
- POST is used to create a new item, such as a feed item or a comment or like, or subscribe to a group.
- PATCH is used for partial updates to an item, for example, renaming a file.
- PUT is used for whole updates to an item, for example, marking a conversation as read.
- DELETE is used to delete an item, such as a feed element, or to unsubscribe from a group.
- HEAD is used to retrieve resource metadata. It's similar to using GET but doesn't return a response body. You can use HEAD to test the availability of a resource.

Understanding a Chatter REST API Request and Response

The general process flow for using Chatter REST API is as follows:

1. Send an HTTP request to Salesforce.
2. The system authenticates the user and client app.
3. Request Chatter REST API resources using an HTTP request.
4. The system returns an HTTP return code. Additional information (such as a Chatter REST API response body) is optionally included in the response.

Each resource in Chatter REST API is a URI used with an HTTP method (such as GET, POST, DELETE, or HEAD). Each resource represents something in Chatter, such as a user's news feed, or the comments on a post.


Many of the resources use either a specified user ID or the keyword `me` to indicate the current, context user. For example, to return the user-profile information for the current, context user, use the following resource:

```
/chatter/users/me
```

You could also specify a particular user by user Id:

```
/chatter/users/005D0000001GLoh
```

When you successfully access a resource, a response body is returned in JSON or XML. By default, JSON is returned. Each response body may contain one or more response bodies. For example, the following is the response body of the above resource (users). Note that it includes other response bodies as well, such as address, current status, and phone numbers:

Property	Type	Description	Filter Group and Version	Available Version
aboutMe	String	Text from user's profile	Big, 29.0	23.0
additionalLabel	String	An additional label for the user, for example, "Customer," "Partner," or "Acme Corporation." If the user doesn't have an additional label, the value is <code>null</code> .	Small, 30.0	30.0
address	Address	Address	Big, 29.0	23.0
bannerPhoto	Banner Photo	User's banner photo	Big, 36.0	36.0
chatterActivity	Chatter Activity	Chatter activity statistics	Big, 29.0	23.0
chatterInfluence	Chatter Influence	User's influence rank	Big, 29.0	23.0
communityNickname	String	User's nickname in the community	Medium, 32.0	32.0
companyName	String	Company name	Small, 29.0	23.0
currentStatus	User Status	 Note: This property is no longer available as of version 25.0. User's current status		23.0–25.0

Property	Type	Description	Filter Group and Version	Available Version
displayName	String	User's name that is displayed in the community. If nicknames are enabled, the nickname is displayed. If nicknames aren't enabled, the full name is displayed.	Small, 32.0	32.0
email	String	User's email address	Medium, 29.0	23.0
firstName	String	User's first name	Small, 29.0	23.0
followersCount	Integer	Number of users following this user	Big, 29.0	23.0
followingCounts	Following Counts	Information about items the user is following	Big, 29.0	23.0
groupCount	Integer	Number of groups user is following	Big, 29.0	23.0
hasChatter	Boolean	<code>true</code> if user has access to Chatter; <code>false</code> otherwise	Small, 31.0	31.0
id	String	18-character ID of the user	Small, 29.0	23.0
isActive	Boolean	<code>true</code> if user is active, <code>false</code> otherwise	Small, 29.0	23.0
isChatterGuest	Boolean	 Note: This property is no longer available as of version 26.0. Use the <code>userType</code> property instead. <code>true</code> if user is a Chatter customer, <code>false</code> otherwise		23.0–25.0
isInThisCommunity	Boolean	<code>true</code> if user is in the same community as the context user; <code>false</code> otherwise. Can be <code>false</code> for record feed @mentions on posts with the scope "All Users."	Small, 29.0	28.0
lastName	String	User's last name	Small, 29.0	23.0
managerId	String	18-character ID of the user's manager	Big, 29.0	23.0
managerName	String	Locale-based concatenation of manager's first and last names	Big, 29.0	23.0
motif	Motif	Small, medium, and large icons indicating that the object is a user. The motif can also contain the object's base color. The motif icon is not the user's profile picture.	Small, 29.0	27.0
mySubscription	Reference	If the context user is following this user, this contains information about the subscription, else returns <code>null</code>	Medium, 29.0	23.0
name	String	Locale-based concatenation of user's first and last names	Small, 29.0	23.0
phoneNumbers	Phone Number[]	Collection of user's phone numbers	Big, 29.0	23.0
photo	Photo	Information about the user's photos	Small, 29.0	23.0

Property	Type	Description	Filter Group and Version	Available Version
reputation	Reputation	Reputation of the user in the community, which is determined by the number of points earned from events and actions performed in the community	Big, 32.0	32.0
thanksReceived	Integer	Number of thanks the user has received	Big, 29.0	29.0
title	String	Title of the user	Small, 29.0	23.0
type	String	User	Small, 29.0	23.0
url	String	URL to the user's Chatter profile	Small, 29.0	23.0
username	String	User name of the user, such as <i>Admin@mycompany.com</i>	Small, 29.0	24.0
userType	String	Specifies the type of user. Valid values are: <ul style="list-style-type: none"> ChatterGuest—User is an external user in a private group. ChatterOnly—User is a Chatter Free customer. Guest—User is unauthenticated. Internal—User is a standard organization member. Portal—User is an external user in a customer portal, partner portal, or community. System—User is Chatter Expert or a system user. Undefined—User is a user type that is a custom object. 	Medium, 29.0	26.0

In JSON format, the output is as follows:

```
{
  "aboutMe": "I'm excited to be part of the team focused on building out our apps
business
and showing our customers their future.",
  "additionalLabel" : null,
  "address": {
    "city": "Seattle",
    "country": "US",
    "state": "WA",
    "street": "2001 8th Ave",
    "zip": "98121"
    "formattedAddress": "2001 8th Ave\nSeattle, WA 98121\nUS"
  },
  "chatterActivity": {
    "commentCount": 0,
    "commentReceivedCount": 1,
    "likeReceivedCount": 0,
    "postCount": 2
  }
}
```

```

    },
    "chatterInfluence" : {
      "percentile" : "0.6666666666666667",
      "rank" : 1
    },
    },
    "communityNickname": "marRave",
    "companyName": "Seattle Apps",
    "displayName": "Marion Raven",
    "email": "mraven@seattleapps.com",
    "firstName": "Marion",
    "followersCount": 1,
    "followingCounts": {
      "people": 5,
      "records": 0,
      "total": 5
    },
    },
    "groupCount": 3,
    "hasChatter": true,
    "id": "005D0000001K16xIAC",
    "isActive": true,
    "isInThisCommunity" : true,
    "lastName": "Raven",
    "managerId": null,
    "managerName": null,
    "motif": {
      "color" : "20aeb8",
      "largeIconUrl": "/img/icon/profile64.png",
      "mediumIconUrl": "/img/icon/profile32.png",
      "smallIconUrl": "/img/icon/profile16.png"
    },
    },
    "mySubscription": null,
    "name": "Marion Raven",
    "phoneNumbers": [{
      "label": "Work",
      "phoneNumber": "(206) 999-2846",
      "phoneType": "Work"
    }],
    "photo": {
      "fullEmailPhotoUrl":
"https://instance_name/ncsphoto/SqRfG_-PUTY6KtfOp_f0cGW2pGjfqoWUUgTENHjVyS1i9x6Z16L8wXEGigpcWjAd",

      "largePhotoUrl": "https://instance_name/profilephoto/729D0000000BDV/F",
      "photoVersionId": "729D0000000BDV",
      "smallPhotoUrl": "https://instance_name/profilephoto/729D0000000BDV/T",
      "standardEmailPhotoUrl":
"https://instance_name/ncsphoto/SqRfG_-PUTY6KtfOp_f0cGW2pGjfqoWUUgTENHjVyS1q43x_rW2ciXBHst0Eh3Y6",


      "url": "/services/data/v36.0/chatter/users/005D0000001LL80IAW/photo"
    },
    },
    "reputation" : null,
    "thanksReceived" : null,
    "title": null,
    "type": "User",
    "url": "/services/data/v36.0/chatter/users/005D0000001K16xIAC",

```

```

"userType": "Internal";
"username": "mraven@seattleapps.com"
}

```

 **Note:** Salesforce runs on multiple server instances. The examples in this guide use *instance_name* to indicate the instance. The instance for your organization may be similar to `na1.salesforce.com` or `na6.mycompany.com`.

Some of the items in a response body have a fully qualified URL, however, most of the returned URLs are relative. If the URL is relative, prepend it with the instance given to the client app when the item is authenticated.

Using Chatter REST API Inputs

Using POST, PATCH, or PUT for Input

When you make a request using the HTTP POST, PATCH, and PUT methods, you can use request parameters or a request body. The request body can contain JSON or XML. If you pass resource-specific request parameters and a request body, the request parameters are ignored. Request parameters that aren't specific to a resource, such as parameters in a bearer token URL and the `_HttpMethod` parameter, are processed along with the request body. Use bearer token parameters as they are. Don't add or remove parameters.


To submit a request using request parameters, use a `Content-Type` header field with the value `application/x-www-form-urlencoded`.

To submit a request using a request body, use one of the following values in a `Content-Type` header field and in an `Accept` header field:

- `application/json`
- `application/xml`

Uploading Binary Files

To upload a binary file up to 2 GB (including headers), send it as a body part in a multipart/form-data request. You can send the text of a comment (but not a post) as a JSON or XML rich input body part in the same multipart/form-data request. Alternately, you can choose to send that information in request parameters. If you pass both a rich input request body and request parameters, the request parameters are ignored.

 **Important:** In version 36.0 and later, you can't create a feed post and upload a binary file in the same request. Upload files to Salesforce first, and then use the file IDs to attach one or more files to a feed post.


To create a multipart/form-data request, in the head of the request, set the `Content-Type` HTTP header to `multipart/form-data`.

For information about HTTP headers, see [W3C Form content types](#), and [RFC 2388](#), which defines the multipart/form-data internet media type.

This table describes the HTTP headers and parameters required in the rich input body part of a multipart/form-data request:

HTTP Headers for Rich Input Body Part	Header Value and Parameters	Description
<code>Content-Disposition</code>	<code>form-data; name="json"</code>	The request body for a post or comment.
	<code>form-data; name="xml"</code>	For JSON, the value of <code>name</code> use <code>"json"</code> .
		For XML, the value of <code>name</code> use <code>"xml"</code> .

HTTP Headers for Rich Input Body Part	Header Value and Parameters	Description
Content-Type	application/json; charset=UTF-8 application/xml; charset=UTF-8	The data format and character set of the request body. For JSON, the value must be application/json. For XML, the value must be application/xml.


 **Tip:** Web browsers are typically incapable of making multipart requests when the non-binary parts, such as rich input bodies, have their own Content-Type. To work around this issue, specify a certain Content-Disposition name and Salesforce can read the Content-Type of the rich input part. (You don't have to specify a Content-Type for the rich input body.)


This table describes the HTTP headers and parameters required in the rich input body part of a multipart/form-data request from a Web browser:

HTTP Headers for Rich Input Body Part from Web browser	Header Value and Parameters	Description
Content-Disposition	form-data; name="feedElement" form-data; name="comment" form-data; name="photo" form-data; name="file"	To post a feed element with a binary file (in version 35.0 and earlier), the value of name must be "feedElement". To post a comment with a binary file, the value of name must be "comment". To upload a user or group photo, the value of name must be "photo". To upload a file to the Files home, the value of name must be "file".


This table describes the HTTP headers and parameters required in the binary upload body part of a multipart/form-data request:

HTTP Headers for Binary Upload Body Part	Header Value and Parameters	Description
Content-Disposition	form-data; name="feedElementFileUpload"; filename= string form-data; name="feedElementFileUpload"; filename= string form-data; name="fileUpload" filename= string form-data; name="fileData" filename= string	To post a feed element with a binary file (in version 35.0 and earlier), the value of name must be "feedElementFileUpload". To post a comment with a binary file , the value of name must be "feedElementFileUpload". To upload a user or group photo , the value of name must be "fileUpload". To upload a file to the Files home , the value of name must be "fileData".

HTTP Headers for Binary Upload Body Part	Header Value and Parameters	Description
		 Note: Specify a <code>filename</code> parameter and value. However, Salesforce uses the value of the <code>title</code> property of the File Input as the file name, not the value of the <code>filename</code> parameter.
<code>Content-Type</code>	<code>application/octet-stream; charset=ISO-8859-1</code>	The media type and character set of the binary file.

-  **Note:** Spacing and carriage returns and line feeds (CRLF) are important. For example, this line requires spaces:
`Content-Disposition: form-data; name="feedItemFileUpload"; title="2012_q1_review.ppt"`
 If you had used CRLF instead of spaces, you would have received an error.

Post a feed element with a binary file (version 35.0 and earlier)

-  **Important:** In version 36.0 and later, you can't create a feed post and upload a binary file in the same request. Upload files to Salesforce first, and then use the file IDs to attach one or more files to a feed post.

This example uses the `/chatter/feed-elements` resource to post a new feed item (which is a type of feed element), upload a binary file, and attach it to the new feed item. This example uses cURL.

```
curl -H "X-PrettyPrint: 1" -F 'json={ "body":{ "messageSegments":[ { "type":"Text",
"text":"Please accept this receipt." } ] },
"capabilities":{ "content":{ "description":"Receipt for expenses", "title":"receipt.pdf"
} }, "feedElementType":"FeedItem", "subjectId":"005RR000000DmOb" };
type=application/json' -F
"feedElementFileUpload=@receipt.pdf;type=application/octet-stream"
-X POST https://instance_name/services/data/v35.0/chatter/feed-elements
-H 'Authorization: OAuth 00DRR0000000N0g!...' --insecure
```

Here is the same example in a different format so you can see the request body parts:

```
POST /services/data/v35.0/chatter/feed-elements HTTP/1.1
Authorization: OAuth 00DRR0000000N0g!...
User-Agent: Jakarta Commons-HttpClient/3.0.1
Host: instance_name
Content-Length: 845
Content-Type: multipart/form-data; boundary=a7V4kRcFA8E79pivMuV2tukQ85cmNKeoEgJgq
Accept: application/json

--a7V4kRcFA8E79pivMuV2tukQ85cmNKeoEgJgq
Content-Disposition: form-data; name="json"
Content-Type: application/json; charset=UTF-8

{
  "body":{
    "messageSegments":[
      {
        "type":"Text",
        "text":"Please accept this receipt."
      }
    ]
  }
}
```

```

    }
  ]
},
"capabilities":{
  "content":{
    "description":"Receipt for expenses",
    "title":"receipt.pdf"
  }
},
"feedElementType":"FeedItem",
"subjectId":"005RR000000DmOb"
}

--a7V4kRcFA8E79pivMuV2tukQ85cmNKeoEgJgq
Content-Disposition: form-data; name="feedElementFileUpload"; filename="receipt.pdf"
Content-Type: application/octet-stream; charset=ISO-8859-1

...contents of receipt.pdf...

--a7V4kRcFA8E79pivMuV2tukQ85cmNKeoEgJgq--

```

Post a batch of feed elements with binary files (version 35.0 and earlier)

! **Important:** In version 36.0 and later, you can't create a feed post and upload a binary file in the same request. Upload files to Salesforce first, and then use the file IDs to attach one or more files to a feed post.

This example uses the `/chatter/feed-elements/batch` resource to post a batch of feed elements, uploads two binary files, and attach them to the feed elements in the batch. Include the information about the binary parts in the request body. This example uses cURL.

```

curl -H "X-PrettyPrint: 1" -F 'json={"inputs":[{"binaryPartNames":["bin1"],
"richInput":{"subjectId":"me","body":{"
"messageSegments":[{"type":"Text","text":"Please accept this receipt"}]},"capabilities":
{"content" : {"description": "Receipt for expenses",
"title":"receipt.pdf"}}, {"feedElementType":"FeedItem"}]},
{"binaryPartNames":["bin2"],"richInput":{"subjectId":"me","body":{"messageSegments":[{"type":"Text","text":"Post
Number 2"}]}},
"capabilities": {"content" : {"description": "Receipt for expenses",
"title":"receipt2.pdf"}}, {"feedElementType":"FeedItem"}]}];type=application/json'
-F "bin1=@/Users/jsmith/Desktop/receipt.pdf;type=application/octet-stream" -F
"bin2=@/Users/jsmith/Desktop/receipt2.pdf;type=application/octet-stream"
-X POST https://instance_name/services/data/v35.0/chatter/feed-elements/batch
-H 'Authorization: OAuth 00DD00000007HoR44QATPNzhzYEJBFU' --insecure

```

Here is the same example formatted to show the request body parts:

```

POST /services/data/v35.0/chatter/feed-elements/batch HTTP/1.1
Authorization: OAuth 00DRR0000000N0g!...
User-Agent: Jakarta Commons-HttpClient/3.0.1
Host: instance_name
Content-Length: 845
Content-Type: multipart/form-data; boundary=a7V4kRcFA8E79pivMuV2tukQ85cmNKeoEgJgq
Accept: application/json

--a7V4kRcFA8E79pivMuV2tukQ85cmNKeoEgJgq
Content-Disposition: form-data; name="json"

```

```
Content-Type: application/json; charset=UTF-8

{
  "inputs": [
    {
      "binaryPartNames": [
        "bin1"
      ],
      "richInput": {
        "subjectId": "me",
        "body": {
          "messageSegments": [
            {
              "type": "Text",
              "text": "Please accept this receipt"
            }
          ]
        },
        "capabilities": {
          "content": {
            "description": "Receipt for expenses",
            "title": "receipt.pdf"
          }
        },
        "feedElementType": "FeedItem"
      }
    },
    {
      "binaryPartNames": [
        "bin2"
      ],
      "richInput": {
        "subjectId": "me",
        "body": {
          "messageSegments": [
            {
              "type": "Text",
              "text": "Post Number 2"
            }
          ]
        },
        "capabilities": {
          "content": {
            "description": "Receipt for expenses",
            "title": "receipt2.pdf"
          }
        },
        "feedElementType": "FeedItem"
      }
    }
  ]
}

--a7V4kRcFA8E79pivMuV2tukQ85cmNKeoEgJgq
```



```

Content-Disposition: form-data; name="bin1"; filename="receipt.pdf"
Content-Type: application/octet-stream; charset=ISO-8859-1


...contents of receipt.pdf...

--a7V4kRcFA8E79pivMuV2tukQ85cmNKeoEgJgq
Content-Disposition: form-data; name="bin2"; filename="receipt2.pdf"
Content-Type: application/octet-stream; charset=ISO-8859-1

...contents of receipt2.pdf...

--a7V4kRcFA8E79pivMuV2tukQ85cmNKeoEgJgq--

```

 **Note:** The binary part names in the `binaryPartNames` properties must match the binary part names in the `name` properties of the binary request parts.

Post a comment with a binary file

This example posts a comment to a feed item and uploads a binary attachment using cURL.

```

curl -H "X-PrettyPrint: 1" -F 'json={ "body":{ "messageSegments":[ { "type":"Text",
"text":"Here's another receipt." } ] }, "capabilities":{"content":{"title":"receipt2"
} } }';
type=application/json' -F
"feedElementFileUpload=@receipt2.txt;type=application/octet-stream"
-X POST
https://instance_name/services/data/v36.0/chatter/feed-elements/0D5RR0000004Grx/capabilities/comments/items
-H 'Authorization: OAuth 00DRR0000000N0g!ARoAQB...' --insecure

```

Here is the sample example formatted to see the request body parts.

```

POST
/services/data/v36.0/chatter/feed-elements/0D5RR0000004Grx/capabilities/comments/items
HTTP/1.1
Authorization: OAuth
00DD000000Jhd2!AQIAQC.lh4qTQcBhOPm4TZom5IaOOZLVPVK4wI_rPYJvME8r2VW8XA.
OZ7S29JEM_7Ctq11st2dzoV.owisJc0KacUbDxyae
Accept: application/json
User-Agent: Jakarta Commons-HttpClient/3.0.1
Host: instance_name
Content-Length: 978
Content-Type: multipart/form-data; boundary=F9jbDELnfBLAVmLNbnLIYibT5Icp0h3VJ7mkI

--F9jbDELnfBLAVmLNbnLIYibT5Icp0h3VJ7mkI
Content-Disposition: form-data; name="json"
Content-Type: application/json; charset=UTF-8

{
  "body":{
    "messageSegments":[
      {
        "type":"Text",
        "text":"Here's another receipt."
      }
    ]
  }
}

```

```

    ]
  },
  "capabilities":{
    "content":{
      "title":"receipt2"
    }
  }
}
}

--F9jBDELnfBLAVmLNbnLIYibT5Icp0h3VJ7mkI
Content-Disposition: form-data; name="feedElementFileUpload"; filename="receipt2.txt"
Content-Type: application/octet-stream; charset=ISO-8859-1

...contents of receipt2.txt...

--F9jBDELnfBLAVmLNbnLIYibT5Icp0h3VJ7mkI--

```

Post multiple comments with binary files

This example is a generic batch request to `https://instance_name/services/data/v36.0/connect/batch` that contains two subrequests. Each subrequest comments on a feed item and uploads a binary file to the comment.

Include the request body of each subrequest in the `richInput` properties.

Also include information about the binary parts in the `binaryPartName` and `binaryPartNameAlias` properties.

Here is the cURL example:

```

curl -H "X-PrettyPrint: 1" -F 'json={ "haltOnError":true, "batchRequests":[ {
"url":"/v33.0/chatter/feed-elements/0D5D000000YG0N/capabilities/comments/items",
"method":"Post", "binaryPartName":"binaryPart1",
"binaryPartNameAlias":"feedElementFileUpload", "richInput":{"body":{"messageSegments":[
{ "type":"Text", "text":"Check out this file, it may help." } ] },
"capabilities":{"content":{"title":"Presentation1.txt" } } } }, {
"url":"/v33.0/chatter/feed-elements/0D5D000000YG0M/capabilities/comments/items",
"method":"Post", "binaryPartName":"binaryPart2",
"binaryPartNameAlias":"feedElementFileUpload", "richInput":{"body":{"messageSegments":[
{ "type":"Text", "text":"Check out this file, it may help." } ] },
"capabilities":{"content":{"title":"Presentation2.txt" } } } } ]
};type=application/json' -F
"binaryPart1=@/Users/jbleyle/Desktop/Presentation1.txt;type=application/octet-stream"
-F "binaryPart2=@/Users/jbleyle/Desktop/Presentation2.txt;type=application/octet-stream"

-X POST https://instance_name/services/data/v36.0/connect/batch
-H 'Authorization: OAuth 00DD00000007HoR!...' --insecure

```

Here is the multipart/form-data request body:

```

https://instance_name/services/data/v36.0/connect/batch

Authorization: OAuth 00DD0000000Jhd2!...
Accept: application/json
Host: instance_name
Content-Type: multipart/form-data; boundary=123123

--123123

```

```

Content-Disposition: form-data; name="json"
Content-Type: application/json

{
  "haltOnError":true,
  "batchRequests":[
    {
      "url":"/v36.0/chatter/feed-elements/0D5D0000000YGO0D/capabilities/comments/items",

      "method":"Post",
      "binaryPartName":"binaryPart1",
      "binaryPartNameAlias":"feedElementFileUpload",
      "richInput":{
        "body":{
          "messageSegments":[
            {
              "type":"Text",
              "text":"Check out this file, it may help."
            }
          ]
        },
        "capabilities":{
          "content":{
            "title":"Presentation1.txt"
          }
        }
      }
    },
    {
      "url":"/v36.0/chatter/feed-elements/0D5D0000000YGO0H/capabilities/comments/items",

      "method":"Post",
      "binaryPartName":"binaryPart2",
      "binaryPartNameAlias":"feedElementFileUpload",
      "richInput":{
        "body":{
          "messageSegments":[
            {
              "type":"Text",
              "text":"Check out this file, it may help."
            }
          ]
        },
        "capabilities":{
          "content":{
            "title":"Presentation2.txt"
          }
        }
      }
    }
  ]
}

```

```
--123123
Content-Disposition: form-data; name="binaryPart1"; filename="Presentation1.txt"
Content-Type: application/octet-stream; charset=ISO-8859-1
Content-Transfer-Encoding: binary

This is the content of file 1
--123123
Content-Disposition: form-data; name="binaryPart2"; filename="Presentation2.txt"
Content-Type: application/octet-stream; charset=ISO-8859-1
Content-Transfer-Encoding: binary

This is the content of file 2
--123123--
```

Upload and crop a user photo

This example uploads a user profile photo and crops it using cURL.

```
curl -H "X-PrettyPrint: 1" -F 'json={"cropX": "0", "cropY": "0", "cropSize":
"200"};type=application/json'
-F "fileUpload=@myPhoto.jpg;type=application/octet-stream"
-X POST https://instance_name/services/data/v36.0/chatter/users/me/photo
-H 'Authorization: OAuth 00DRR0000000N0g!ARoAQFRi_gBqZhajAX22MNUrrE2Xk...'
--insecure
```

Here is the same example formatted to see the request body parts.

```
POST /services/data/v36.0/chatter/users/me/photo HTTP/1.1
Authorization: OAuth
00DD0000000Jhd2!AQIAQC.1h4qTQcBhOPm4TZom5IaOOZLVPVK4wI_rPYJvmE8r2VW8XA.
OZ7S29JEM_7Ctq11st2dzoV.owisJc0KacUbDxyae
User-Agent: Jakarta Commons-HttpClient/3.0.1
Host: instance_name
Content-Length: 543
Content-Type: multipart/form-data; boundary=a7V4kRcFA8E79pivMuV2tukQ85cmNKeoEgJgq
Accept: application/json

--a7V4kRcFA8E79pivMuV2tukQ85cmNKeoEgJgq
Content-Type: application/json; charset=UTF-8
Content-Disposition: form-data; name="json"

{
  "cropX" : "0",
  "cropY" : "0",
  "cropSize" : "200"
}

--a7V4kRcFA8E79pivMuV2tukQ85cmNKeoEgJgq
Content-Disposition: form-data; name="fileUpload"; filename="myPhoto.jpg"
Content-Type: application/octet-stream; charset=ISO-8859-1

...contents of myPhoto.jpg...

--a7V4kRcFA8E79pivMuV2tukQ85cmNKeoEgJgq--
```

Upload a file to the Files home

This example uploads a file to the Files home using cURL.

```
curl -H "X-PrettyPrint: 1" -F 'json={"title":"BoatPrices"};type=application/json'
-F "fileData=@BoatPrices.pdf;type=application/octet-stream"
-X POST https://instance_name/services/data/v36.0/connect/files/users/me
-H 'Authorization: OAuth 00DRR0000000N0g!...' --insecure
```

Here is the same example formatted to see the request body parts.

```
POST /services/data/v36.0/connect/files/users/me

Authorization: OAuth
00DD000000Jhd2!AQIAQC.lh4qTQcBhOPm4TZom5IaOOZLVPVK4wI_rPYJvME8r2VW8XA.
OZ7S29JEM_7Ctq11st2dzoV.owisJc0KacUbDxyae
User-Agent: Jakarta Commons-HttpClient/3.0.1
Host: instance_name
Content-Length: 489
Content-Type: multipart/form-data; boundary=a7V4kRcFA8E79pivMuV2tukQ85cmNKeoEgJgq
Accept: application/json

--a7V4kRcFA8E79pivMuV2tukQ85cmNKeoEgJgq
Content-Type: application/json; charset=UTF-8
Content-Disposition: form-data; name="json"

{
  "title":"BoatPrices"
}

--a7V4kRcFA8E79pivMuV2tukQ85cmNKeoEgJgq
Content-Disposition: form-data; name="fileData"; filename="BoatPrices.txt"
Content-Type: application/octet-stream; charset=ISO-8859-1

...contents of BoatPrices.txt...

--a7V4kRcFA8E79pivMuV2tukQ85cmNKeoEgJgq--
```

Wildcards

Use wildcard characters to match text patterns in Chatter REST API and Chatter in Apex searches.

A common use for wildcards is searching a feed. Pass a search string and wildcards in the `q` parameter. This example is a Chatter REST API request:

```
/chatter/feed-elements?q=chat*
```

This example is a Chatter in Apex method call:

```
ConnectApi.ChatterFeeds.searchFeedElements(null, 'chat*');
```

You can specify the following wildcard characters to match text patterns in your search:

Wildcard	Description
*	Asterisks match zero or more characters at the middle or end of your search term. For example, a search for <i>john*</i> finds items that start with <i>john</i> , such as <i>john</i> , <i>johnson</i> , or <i>johnny</i> . A search for <i>mi* meyers</i> finds items with <i>mike meyers</i> or <i>michael meyers</i> . If you are searching for a literal asterisk in a word or phrase, then escape the asterisk (precede it with the <code>\</code> character).
?	Question marks match only one character in the middle or end of your search term. For example, a search for <i>jo?n</i> finds items with the term <i>john</i> or <i>joan</i> but not <i>jon</i> or <i>johan</i> . You can't use a <code>?</code> in a lookup search.

When using wildcards, consider the following notes:

- The more focused your wildcard search, the faster the search results are returned, and the more likely the results will reflect your intention. For example, to search for all occurrences of the word `prospect` (or `prospects`, the plural form), it is more efficient to specify `prospect*` in the search string than to specify a less restrictive wildcard search (such as `prosp*`) that could return extraneous matches (such as `prosperity`).
- Tailor your searches to find all variations of a word. For example, to find `property` and `properties`, you would specify `propert*`.
- Punctuation is indexed. To find `*` or `?` inside a phrase, you must enclose your search string in quotation marks and you must escape the special character. For example, `"where are you\?"` finds the phrase `where are you?`. The escape character (`\`) is required in order for this search to work correctly.

Specifying Response Sizes

To specify the response size, use `filterGroup` as a request parameter or in a request body to specify a group of properties by size. In addition, use either `exclude` or `include` as a request parameter or in a request body to exclude or include specific properties. Use filters to return only the data the application needs.

IN THIS SECTION:

[filterGroup](#)

Use the `filterGroup` parameter in a request URL or in a request body to specify whether to return a small, medium, or big group of properties. The `filterGroup` property is available in API version 29.0 and later.

[exclude](#)

To exclude specific properties from a response body, use the `exclude` request parameter. The `exclude` parameter is available in API version 27.0 and later.

[include](#)

To limit the response body to specific properties, use the `include` query string parameter.


filterGroup

Use the `filterGroup` parameter in a request URL or in a request body to specify whether to return a small, medium, or big group of properties. The `filterGroup` property is available in API version 29.0 and later.

 **Note:** The `filterGroup` parameter is supported for JSON only and for REST only.

Every property in every response body is assigned a group size:

- `Big`—The default size. Includes every property in a response body, including those marked `Big`, `Medium`, and `Small`.
- `Medium`—Includes properties marked `Medium` and `Small`.
- `Small`—The smallest response size. Includes only properties marked `Small`.

 **Note:** The size assignments are visible only in the documentation. They aren't visible in the response bodies.

When a request includes a `filterGroup`, the response body only includes properties that are part of the specified group.

Things to know about using filter groups:

- The default `filterGroup` size is `Big`.
- Each filter group size assigned to a property has an API version. In future API versions properties may move to different filter groups.
- Filter groups affect all HTTP verbs except `DELETE` and `HEAD`.
- You can use a `filterGroup` parameter on any request URL, including subrequests in a batch request body, unless otherwise stated.
- You can use a `filterGroup` parameter in conjunction with either an `include` or an `exclude` filter parameter to change the set of properties returned. The resulting set is a union of the two sets.

Using a `filterGroup` parameter with an `include` or `exclude` parameter

Requests can contain a `filterGroup` parameter and group size value, and either an `include` or an `exclude` filter parameter and value on the URL. This is also true for subrequests in a [generic batch request](#).

When a request (or a subrequest) contains both a `filterGroup` parameter and an `include` parameter, the response always includes the properties specified by the `include` parameter.

When a request (or a subrequest) contains both a `filterGroup` parameter and an `exclude` parameter, the response always excludes the properties specified by the `exclude` parameter.

In this table, read a row from left to right to see whether the property is included in the response.

<code>include</code> Filter Provided in Request	Property Provided in <code>include</code> Filter in Request	<code>exclude</code> Filter Provided in Request	Property Provided in <code>exclude</code> Filter in Request	<code>filterGroup</code> Provided in Request	Property Provided in <code>filterGroup</code> in Request	Property Included In Response
Yes	No	No	No	No	No	No
Yes	Yes	No	No	Yes or No	Yes or No	Yes
No	No	Yes	No	No	No	Yes
No	No	Yes	No	Yes	No	No
No	No	Yes	Yes	Yes or No	Yes or No	No
No	No	No	No	Yes	No	No
No	No	No	No	Yes	Yes	Yes
Yes	Yes or No	Yes	Yes or No	Yes or No	Yes or No	Error (400)

Example

This example gets the Small response body for the User Profile resource:

```
GET /chatter/users/me?filterGroup=Small
```

This is the response:

```
{
  "companyName": "Universal Containers",
  "firstName": "Deanna",
  "hasChatter": true,
  "id": "005D0000001LL8OIAW",
  "isActive": true,
  "isInThisCommunity": true,
  "lastName": "Li",
  "motif": {
    "color": "1797C0",
    "largeIconUrl": "/img/icon/profile64.png",
    "mediumIconUrl": "/img/icon/profile32.png",
    "smallIconUrl": "/img/icon/profile16.png"
  },
  "name": "Deanna Li",
  "photo": {
    "photoVersionId": "729D00000000LJFIA2",
    "smallPhotoUrl": "https://instance_name/profilephoto/729D00000000LJF/T",
    "standardEmailPhotoUrl": "https://instance_name/ncsphoto/SqRfG_-PUTY6KtfOp_f0cEw-MQI3xmkJ21oNEOQ-5sYVo6fntPnCQ_-xIH-GU3vI",
    "url": "/services/data/v36.0/chatter/users/005D0000001LL8OIAW/photo"
  },
  "title": null,
  "type": "User",
  "url": "/services/data/v36.0/chatter/users/005D0000001LL8OIAW",
  "username": "dli@uc.com"
}
```

exclude

To exclude specific properties from a response body, use the `exclude` request parameter. The `exclude` parameter is available in API version 27.0 and later.

The value for the `exclude` query is a list of properties separated by bars (`|`). You must URL encode the bars as `%7C`. You must include a forward slash before each property name.

The following request excludes both the `aboutMe` and `address` properties from a response body:

```
/chatter/users/me?exclude=/aboutMe%7C/address
```

The following table lists rules for using the `exclude` query parameter, as well as additional examples.

Description	Original Output	Exclude Value	Filtered Output
Include a forward slash (/) before property	{ "bar" : "bar value",	exclude=bar	400 error with error code INVALID_FILTER_VALUE

Description	Original Output	Exclude Value	Filtered Output
names or the request returns an error.	<pre>"baz" : "baz value" }</pre>		
Filter properties by name.	<pre>{ "bar" : "bar value", "baz" : "baz value" }</pre>	exclude=/bar	<pre>{ "baz" : "baz value" }</pre>
Top-level properties cannot be filtered. Note that this query string doesn't return an error.	<pre><foo> <bar>bar value</bar> <baz>baz value</baz> </foo></pre>	exclude=/foo	<pre><foo> <bar>bar value </bar> <baz>baz value </baz> </foo></pre>
Use a bar () delimiter to filter multiple properties. URL encode the delimiter as %7C.	<pre>{ "foo" : "foo value", "bar" : "bar value", "baz" : "baz value" }</pre>	exclude=/foo%7C/bar	<pre>{ "baz" : "baz value" }</pre>
Filtering a response body filters everything in the response body.	<pre><foo> <bar>bar value</bar> <baz>baz value</baz> <someObject> <sub>sub 1</sub> </someObject> </foo></pre>	exclude=/someObject	<pre><foo> <bar>bar value </bar> <baz>baz value </baz> </foo></pre>
To filter a property nested in a response body, include the parent response body name as a filter segment.	<pre><foo> <bar>bar value</bar> <baz>baz value</baz> <someObject> <sub>sub value</sub> </someObject> </foo></pre>	exclude=/someObject/sub	<pre><foo> <bar>bar value </bar> <baz>baz value </baz> <someObject> </someObject> </foo></pre>
Identify an item in a list by its property name. This example uses XML.	<pre><foo> <bar>bar valu</bar> <baz>baz value</baz> <someList> <item> <id>1</id> </item> <item></pre>	exclude=/someList/item/id	<pre><foo> <bar>bar value </bar> <baz>baz value </baz> <someList> <item/> <item/></pre>

Description	Original Output	Exclude Value	Filtered Output
	<pre data-bbox="406 241 803 504"> <id>2</id> </item> <item> <id>3</id> </item> </someList> </foo> </pre>		<pre data-bbox="1112 241 1453 504"> <item/> </someList> </foo> </pre>
<p data-bbox="162 504 406 1033">Identify an item in a list by its property name. This example uses JSON.</p>	<pre data-bbox="406 504 803 1033"> { "bar" : "bar value", "baz" : "baz value", "someList" : [{ "id" : "1" }, { "id" : "2" }, { "id" : "3" }] } </pre>	<p data-bbox="803 504 1112 1033">exclude=/someList/item/id</p>	<pre data-bbox="1112 504 1453 1033"> { "bar" : "bar value", "baz" : "baz value", "someList" : [{}, {}, {}] } </pre>

include

To limit the response body to specific properties, use the `include` query string parameter.

The value for the `include` query string parameter is a list of properties separated by bars (`|`). You must URL encode the bars as `%7C`. Include a forward slash before every property name.

The following request includes only the `aboutMe` property and the `address` property in a response body:

```
/chatter/users/me?include=/aboutMe%7C/address
```

The following table lists rules for using the `include` query parameter.

Description	Original Output	Include Value	Filtered Output
<p data-bbox="162 1507 406 1690">Include a forward slash (<code>/</code>) before property names or the request returns an error.</p>	<pre data-bbox="406 1507 803 1690"> { "bar" : "bar value", "baz" : "baz value" } </pre>	<p data-bbox="803 1507 1112 1690">include=bar</p>	<p data-bbox="1112 1507 1453 1690">400 error with error code <code>INVALID_FILTER_VALUE</code></p>
<p data-bbox="162 1690 406 1879">Filter properties by name.</p>	<pre data-bbox="406 1690 803 1879"> { "bar" : "bar value", "baz" : "baz value" } </pre>	<p data-bbox="803 1690 1112 1879">include=/bar</p>	<pre data-bbox="1112 1690 1453 1879"> { "bar" : "bar value", } </pre>

Description	Original Output	Include Value	Filtered Output
Top-level properties are ignored. Note there is no error when you try this.	<pre><foo> <bar>bar value</bar> <baz>baz value</baz> </foo></pre>	include=/foo	<pre><foo> <bar>bar value </bar> <baz>baz value </baz> </foo></pre>
Use a bar () delimiter to filter multiple properties. URL encode the delimiter as %7C.	<pre>{ "foo" : "foo value", "bar" : "bar value", "baz" : "baz value" }</pre>	include=/foo%7C/bar	<pre>{ "foo" : "foo value", "bar" : "bar value", }</pre>
Filtering a response body filters everything below it.	<pre><foo> <bar>bar value</bar> <baz>baz value</baz> <someObject> <sub>sub 1</sub> </someObject> </foo></pre>	include=/someObject	<pre><foo> <someObject> <sub>sub 1 </sub> </someObject> </foo></pre>
To filter a property nested in a response body, include the parent response body name as a filter segment.	<pre><foo> <bar>bar value</bar> <baz>baz value</baz> <someObject> <sub>sub value</sub> </someObject> </foo></pre>	include=/someObject/sub	<pre><foo> <someObject> <sub>sub 1 </sub> </someObject> </foo></pre>
Identify an item in a list by its property name. This example uses XML.	<pre><foo> <bar>bar valu</bar> <baz>baz value</baz> <someList> <item> <id>1</id> </item> <item> <id>2</id> </item> <item> <id>3</id> </item> </someList> </foo></pre>	include=/someList/item/id	<pre><foo> <someList> <item> <id>1</id> </item> <item> <id>2</id> </item> <item> <id>3</id> </item> </someList> </foo></pre>

Description	Original Output	Include Value	Filtered Output
Identify an item in a list by its property name. This example uses JSON.	<pre>{ "bar" : "bar value", "baz" : "baz value", "someList" : [{ "id" : "1" }, { "id" : "2" }, { "id" : "3" }] }</pre>	include=/someList/item/id	<pre>{ "someList" : [{ "id" : "1" }, { "id" : "2" }, { "id" : "3" }] }</pre>


Response Body Encoding

Chatter REST API responses are minimally HTML entity-encoded by default.

These characters are escaped in all strings:

Character	Escaped as
<	<
>	>
"	"
'	'
\	\
&	&

Chatter REST API does special encoding of any URL values included in response payloads. The main part of the URL is URL-encoded as per [RFC2396](#), and the query string is HTML-form encoded. This encoding cannot be turned off.

 **Warning:** Chatter REST API serves user-submitted content that may not be filtered at input and can come from many sources including third-party mobile and web applications. Process Chatter REST API output for the context in which your app uses the output. Failing to process output can expose applications and users to Cross Site Scripting (XSS) exploits and other problems that can result in data loss, application failure, and exposure of company information.

Chatter REST API output can be used in many contexts. Don't assume that the default entity encoding is appropriate for all contexts. Using Chatter REST API output inside HTML attribute values, inside URLs, with JavaScript, inside `<script>` tags, and inside CSS all require different encoding and whitelisting. See [the Open Web Application Security Project](#) for information on how to handle API output in different contexts.

For non-HTML contexts, such as native mobile applications, Chatter REST API clients can request raw (unencoded) output. Set the `X-Chatter-Entity-Encoding` HTTP header in a request to `false`.

Status Codes and Error Responses

The response header contains an HTTP status code. If the response isn't successful, the response body contains an error message, and if appropriate, information about the field or object where the error occurred.

HTTP Status Code	Description
200	Success with GET, PATCH, or HEAD request
201	Success with POST request
204	Success with DELETE
400	The request could not be understood, usually because the ID is not valid for the particular resource. For example, if you use a <code>userId</code> where a <code>groupId</code> is required, the request returns 400.
401	The session ID or OAuth token has expired or is invalid. Or, if the request is made by a guest user, the resource isn't accessible to guest users. The response body contains the <code>message</code> and <code>errorCode</code> .
403	The request has been refused. Verify that the context user has the appropriate permissions to access the requested data, or that the context user is not an external user.
404	Either the specified resource was not found, or the resource has been deleted.
409	A conflict has occurred. For example, an attempt was made to update a request to join a group, but that request had already been approved or rejected.
412	A precondition has failed. For example, in a batch request, if <code>haltOnError</code> is <code>true</code> and a subrequest fails, subsequent subrequests return 412.
500	An error has occurred within Force.com, so the request could not be completed. Contact Salesforce Customer Support.
503	Too many requests in an hour or the server is down for maintenance.

Example

This request requires a comment ID, but it uses a feed item ID instead:

```
GET /chatter/comments/0D5D0000000XzoHKAW
```

The response body is:

```
HTTP/1.1 400 Bad Request
Date: Fri, 22 May 2015 17:32:10 GMT
Set-Cookie: BrowserId=D_3feNw7RYmP4DA; Path=/; Domain=.salesforce.com; Expires=Tue, 21-Jul-2015
 17:32:10 GMT
Expires: Thu, 01 Jan 1970 00:00:00 GMT
Content-Type: application/json; charset=UTF-8
Transfer-Encoding: chunked
```

```
[ {
  "errorCode" : "INVALID_ID_FIELD",
  "message" : "Invalid identifier: 0D5D0000000XZ0HKAW"
} ]
```

Understanding OAuth and Chatter REST API

OAuth is an open protocol that allows secure authentication for access to a user's data, without handing out the user's username and password. It is often described as the valet key of software access: a valet key only allows access to certain features of your car: for example, you can't open the trunk or glove compartment using a valet key.

Chatter REST API uses OAuth to securely identify your application before connecting to Salesforce.

When you use OAuth, you can avoid storing login credentials in your application. Instead, your application can prompt the user to login using a standard Salesforce page, which returns an access token to your application. Your application can use this access token to access Chatter REST API Web services. This approach to authentication can be used in both mobile apps and from a Web page.

Chatter REST API uses [OAuth 2.0](#).

Understanding Connected Apps

To use Chatter REST API, you must create a REST entry point in your organization. Salesforce defines this entry point as a connected app definition.

For an example in creating a connected app definition, see [Step Two: Set Up Authorization](#) on page 42.

Considerations when creating and using a connected app:

- The following maps the labels used in the connected app definition to OAuth terms:

Connected App Label	OAuth Term	Description
Consumer Key	client_id	A unique identifier that identifies your application to Salesforce.
Consumer Secret	client_secret	A secret key associated with your application.
Callback URL	redirect_uri	A URL associated with your client application. In some contexts, this must be a real URL that the client's Web browser is redirected to. In others, the URL isn't used; however, between your client application and the server (the connected app definition) the value must be the same. For example, you may want to use a value that identifies the application, such as <code>http://mycomponent.myapp</code> .

- If you are developing a mobile app, you can use the following value for the `Callback URL (redirect_uri)` to avoid setting up an application server of your own:

```
https://login.instance_name/services/oauth2/success
```

This value should NOT be used when developing a Web application.

- Your connected app does not have to reside in the same organization as your users. The connected app you create can be used to sign into any organization.
- We recommend creating more than one connected app definition: one for testing and one for production. If you create only one, you must change the value of the `Callback URL` to reflect the location of your application code. In addition, you should create more than one connected app if you are developing for different platforms, such as iOS and Android.

OAuth Basics

- OAuth grants access by client applications to resources owned by resource owners. In terms of OAuth, a resource is anything that must be kept secured. For Chatter REST API, the resource we are concerned about protecting is all the data accessible through the API.
- It is up to a resource owner to grant access to resources. In our context, the resource owner is a combination of the administrator (who administers users and the connected app) and the users (who log in and grant access to third party applications).
- When an application wants to access a resource, it requests authorization from the resource owner. OAuth outlines various ways that an application can be granted access to a resource. These are referred to as grant types or flows. Different flows are suitable for different contexts.
- Once a client application has been authorized to access to a resource, the client application is given an access token and a refresh token. The access token must be included by the authorized client application in any subsequent Web service requests to identify itself. Access tokens have a limited lifetime. When an access token expires, the authorized client application can make a special request using the refresh token to obtain a new access token.

OAuth Flows

A user must be authenticated before accessing Salesforce. OAuth has multiple authentication flows. There are several steps in each authentication flow, as dictated by the OAuth standard and the type of application trying to access Salesforce. On successful authorization, the client application is provided with access and refresh tokens.

Salesforce supports the following flows for use with the Chatter REST API:

- [Web server flow](#)
- [User-agent flow](#)

In addition, you can also use the [refresh token](#) to get a new access token after your application has been authorized for access.

For detailed information about using OAuth with Salesforce Communities, see [Getting Started with Communities](#).

Revoking Access

After users have been granted access to a client application, they can revoke access by clicking **Revoke** in the Connected Apps section of their Personal Information page.

Additional Resources

To find out the latest information about Chatter REST API, as well as additional code examples, see https://developer.salesforce.com/page/Chatter_API.

Chatter REST API shares some infrastructure with the Force.com REST API. The information on authentication in these Force.com tutorials is also applicable to Chatter REST API:

- [Getting Started with the Force.com REST API](#)
- [Digging Deeper into OAuth on Force.com](#)
- [Using OAuth to Authorize External Applications](#)

The authentication part of the Force.com REST API is shared with Chatter REST API. You may find the following library supporting the Force.com REST API useful:

- [Force.com JavaScript REST Toolkit](#)

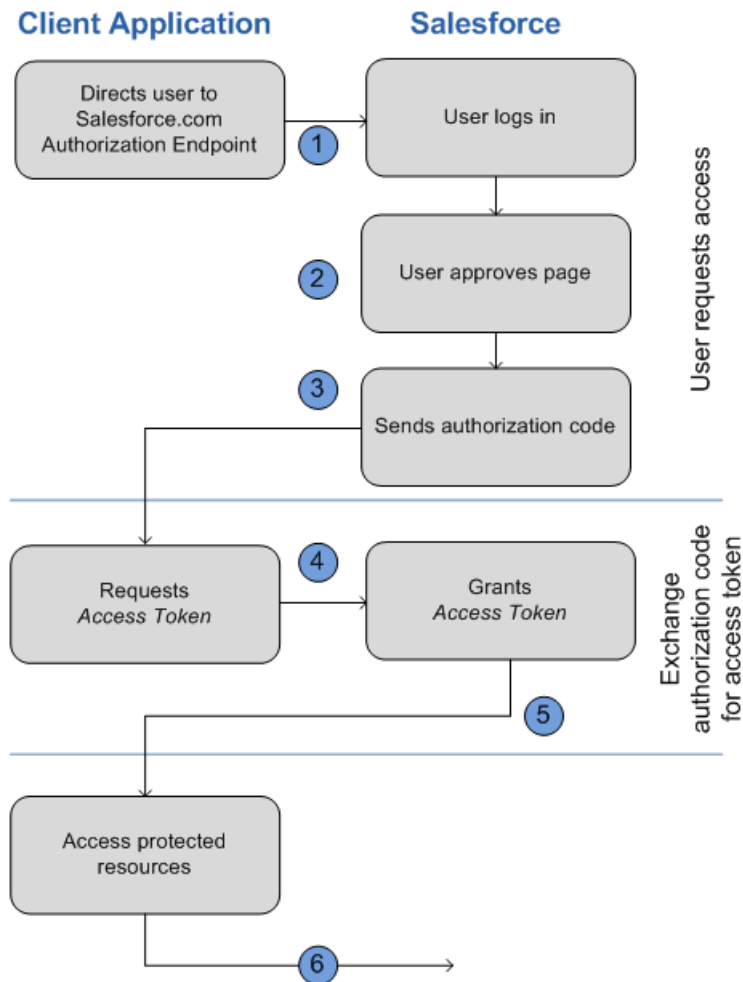
OAuth is a popular authentication standard. Client libraries for OAuth help smooth the development process for client applications. Here are some client programming libraries you may find useful:

- Ruby on Rails: [OmniAuth](#)
- Java [Apache Amber](#)

Understanding the Web Server OAuth Authentication Flow

Typically this flow is used by web applications that can confidentially store the client secret. A critical aspect of the Web server flow is that the application must be able to protect the consumer secret.

The following is the general flow. The individual step descriptions follow.



The following is a general description of the OAuth web-server flow:

1. To request authorization for a resource, the client application redirects the end-user's browser to a web page hosted on the resource owner's authorization server. In this case, it is the Salesforce log in page.
2. The end-user logs into Salesforce to authenticate themselves. Since this web page is hosted by the resource owner (Salesforce) and interacted with directly by the end user, the client web application never finds out the user's login credentials. The end-user also grants authorization to the client application.
3. Salesforce sends the authorization code back to the client application using the specified callback URL.
4. After obtaining the authorization code, the client application passes back the authorization code to obtain an access token.
5. After validating the authorization code, Salesforce passes back a response token. If there was no error, the response token includes an access code, a refresh token, and additional information.
6. The protected resources are Chatter REST API endpoints.

Using the Web Server Flow with Chatter REST API and Salesforce

The following provides specific details for the OAuth Web-server flow when used with Salesforce and Chatter REST API:

1. Direct the client's web browser to the page `https://login.instance_name/services/oauth2/authorize`, with the following request parameters:

Parameter	Description
<code>response_type</code>	Must be <code>code</code> for this authentication flow
<code>client_id</code>	The <code>Consumer Key</code> value from the connected app defined for this application
<code>redirect_uri</code>	The <code>Callback URL</code> value from the connected app defined for this application

You can also include the following optional request parameters:

Parameter	Description
<code>state</code>	Specifies URL-encoded state data to be returned in the callback URL after approval.
<code>immediate</code>	<p>Determines whether the user should be prompted for login and approval. Values are either <code>true</code> or <code>false</code>. Default is <code>false</code>.</p> <ul style="list-style-type: none"> • If set to <code>true</code>, and if the user is currently logged in and has previously approved the application, the approval step is skipped. • If set to <code>true</code> and the user is not logged in or has not previously approved the application, the session is immediately terminated with the <code>immediate_unsuccessful</code> error code.
<code>display</code>	<p>Indicates the type of web pages that is provided. Valid values are:</p> <ul style="list-style-type: none"> • <code>page</code>—Full-page authorization screen. This is the default value if none is specified. • <code>popup</code>—Compact dialog optimized for modern web browser popup windows. • <code>touch</code>—mobile-optimized dialog designed for modern smartphones such as Android and iPhone. • <code>mobile</code>—mobile optimized dialog designed for less capable smartphones such as BlackBerry OS 5.

2. After successfully being logged in, the user is asked to authorize the application.



Note that if the user has already authorized the application, this step is skipped.

3. Once Salesforce has confirmed that the client application is authorized, the end-user's web browser is redirected to the callback URL specified by the `redirect_uri` parameter, appended with the following values in its query string:


Parameter	Description
<code>code</code>	The authorization code that is passed to get the access and refresh tokens
<code>state</code>	The state value that was passed in as part of the initial request, if applicable.

It is expected that the `redirect_uri` web page is hosted by the client application server.

- The client application server must extract the authorization code and pass it in a request to Salesforce for an access token. This request should be made as a POST against this URL: `https://login.instance_name/services/oauth2/token` with the following query parameters:

Parameter	Description
<code>grant_type</code>	Value must be <code>authorization_code</code> for this flow.
<code>client_id</code>	Consumer key from the connected app definition.
<code>client_secret</code>	Consumer secret from the connected app definition.
<code>redirect_uri</code>	URI to redirect the user to after approval. This must match the value in the <code>Callback URL</code> field in the connected app definition exactly, and is the same value sent by the initial redirect.
<code>code</code>	Authorization code obtained from the callback after approval.
<code>format</code>	Expected return format. This parameter is optional. The default is <code>json</code> . Values are: <ul style="list-style-type: none"> <code>urlencoded</code> <code>json</code> <code>xml</code>

- If this request is successful, the server returns a response body holding the following:

Parameters	Description
<code>access_token</code>	Session ID that you can use for making Chatter REST API requests. This session ID cannot be used in the user interface. Treat this like a user's session and diligently protect it.
<code>refresh_token</code>	Token that can be used in the future to obtain new access tokens (sessions). <p> Warning: This value is a secret. You should treat it like the user's password and use appropriate measures to protect it.</p>
<code>instance_url</code>	URL indicating the instance of the user's organization. In this example, the instance is <code>na1</code> : <code>https://na1.salesforce.com</code>
<code>id</code>	Identity URL that can be used to both identify the user as well as query for more information about the user. Can be used in an HTTP request to get more information about the end user.
<code>signature</code>	Base64-encoded HMAC-SHA256 signature signed with the consumer's private key containing the concatenated ID and

Parameters	Description
	<code>issued_at</code> . This can be used to verify the identity URL was not modified since it was sent by the server.
<code>issued_at</code>	When the signature was created.

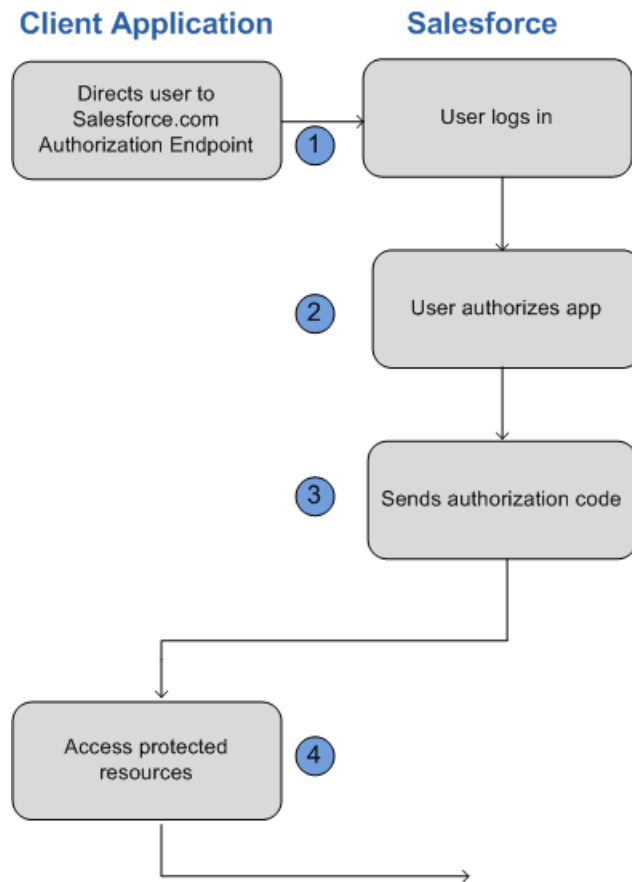
Understanding the User-Agent OAuth Authentication Flow

Typically this flow is used by mobile apps or applications that directly access the Chatter REST API from JavaScript. In this flow, it is assumed that the client application can't be trusted to store client credentials, nor the user login credentials.

 **Warning:** Because the access token is encoded into the redirection URI, it might be exposed to the end-user and other applications residing on the computer or device.

If you are authenticating using JavaScript, we recommend calling `window.location.replace()` to remove the callback from the browser's history.

The following is the general flow. The individual step descriptions follow.



The following is a general description of the OAuth user-agent flow:

1. To request authorization for a resource, the client application redirects the end-user's browser to a Web page hosted on the resource owner's authorization server. In this case, it's the Salesforce login page.
2. The end-user logs into Salesforce to authenticate themselves. Since this Web page is hosted by the resource owner (Salesforce) and interacted with directly by the end user, the client Web application never finds out the user's login credentials.
If the client application is running in the browser already, the browser can just be redirected. If the client application is a mobile app, a browser must be opened (such as an `UIWebView` in iOS). The end-user uses this web page to authenticate themselves and then grant authorization to the client application.
3. Once authorization has been granted, the authorization server redirects the end-user's Web browser to a redirection URL. This URL can be used by the client application to retrieve the access and refresh tokens.
4. The protected resources are Chatter REST API resources.

Using the User-Agent Flow with Chatter REST API and Salesforce

The following provides specific details for the OAuth user-agent flow when used with Salesforce and Chatter REST API:


1. Direct the client's Web browser to the page `https://login.instance_name/services/oauth2/authorize`, with the following request parameters:

Parameter	Description
<code>response_type</code>	Must be <code>token</code> for this authentication flow
<code>client_id</code>	The <code>Consumer Key</code> value from the connected app defined for this application
<code>redirect_uri</code>	The <code>Callback URL</code> value from the connected app defined for this application

You can also include the following optional request parameters:

Parameter	Description
<code>display</code>	Indicates the type of Web page that's provided. Valid values are: <ul style="list-style-type: none"> • <code>page</code>—Full-page authorization screen. This is the default value if none is specified. • <code>popup</code>—Compact dialog optimized for modern Web browser popup windows. • <code>touch</code>—mobile-optimized dialog designed for modern smartphones such as Android and iPhone. • <code>mobile</code>—mobile optimized dialog designed for older smartphones such as BlackBerry OS 5.
<code>scope</code>	Specifies what data your app can access. You do not have to specify any value to access Chatter REST API. If you specify any values, you must include the <code>chatter_api</code> value.
<code>state</code>	Specifies URL-encoded state data to be returned in the callback URL after approval.

2. After successfully logging in, the user is asked to authorize the application. Note that if the user has already authorized the application, this step is skipped.
3. Once Salesforce has confirmed that the client application is authorized, the end-user's Web browser is redirected to the callback URL specified by the `redirect_uri` parameter, appended with the following values after the hash sign (#). This is not a query string.

Parameters	Description
<code>access_token</code>	Session ID that you can use for making Chatter REST API requests. This session ID cannot be used in the user interface. Treat this like a user's session and diligently protect it.
<code>expires_in</code>	Amount of time the access token is valid, in seconds.
<code>refresh_token</code>	<p>Token that can be used in the future to obtain new access tokens (sessions).</p> <p> Warning: This value is a secret. You should treat it like the user's password and use appropriate measures to protect it.</p> <p>The refresh token is only returned if the redirect URI is <code>https://login.<i>instance_name</i>/services/oauth2/success</code> or used with a custom protocol that is not HTTPS.</p>

The following additional parameters are returned; however, they aren't used with this flow and Chatter REST API:

- `instance_url`
 - `id`
 - `signature`
 - `issued_at`
4. If the client application is a Web app, the redirection Web page that it uses may include JavaScript that the client application can manipulate in order to retrieve the access and refresh tokens.

Alternatively, a client application (native or web) may use the page `https://login.instance_name/services/oauth2/success` as their callback URL. Instead of actually loading the page on redirect, they should intercept the redirection URI and extract the parameters values. Note that the `refresh_token` parameter values are only provided if the redirection URI is this URI or if the redirection URI uses a custom protocol.

Once the client application has retrieved the access and refresh tokens, it can use them to make requests to Chatter REST API.

Using Tokens

As part of both authentication flows, you will be working with access tokens and refresh tokens.

Using Access Tokens

To make a successful Chatter REST API request, you must include a valid access token in the request. This can be done by using the HTTP Authorization header:

```
Authorization: OAuth <access token>
```

If the request yields an error response due to an expired token, the refresh token can be used to get a new access token.

If the request yields an error because an access token has been revoked, the client application must be re-authorized by the user in order to gain access.

Using Refresh Tokens

If the client application has a refresh token, it can use it to send a request for a new access token.

To ask for a new access token, the client application should send a POST request to `https://login.instance_name/services/oauth2/token` with the following query parameters:

Parameters	Description
<code>grant_type</code>	Value must be <code>refresh_token</code> for this flow.
<code>refresh_token</code>	The refresh token the client application already received.
<code>client_id</code>	Consumer key from the connected app definition.

You can also include the following optional parameters:

Parameters	Description
<code>client_secret</code>	Consumer secret from the connected app definition.
<code>format</code>	Expected return format. The default is <code>json</code> . Values are: <ul style="list-style-type: none"> <code>urlencoded</code> <code>json</code> <code>xml</code>

If this request is successful, the server returns a payload holding the `access_token`.

The following additional parameters are also returned, however, they aren't used with this flow and Chatter REST API:

- `instance_url`
- `id`
- `signature`
- `issued_at`

Requesting Static Assets and Posting Forms Directly from HTML

HTML pages that aren't hosted on Salesforce have had difficulty displaying user and group images and posting file attachments in forms. The reason is that URLs for these assets require authentication, which is provided with a session cookie when pages are hosted on

Salesforce. Pages not hosted on Salesforce don't have access to the session cookie. Also, it isn't possible to pass an OAuth token from the HTML contexts ``, `<a>`, and `<form>`.

To solve this problem, request self-authenticating *bearer token URLs*. A bearer token URL is a Chatter REST API resource with an appended bearer token that provides access to the resource. Use bearer token URLs as they are. Don't add or remove parameters or you receive an error. Use bearer token URLs in ``, `<a>`, and `<form>` tags to do the following:

- Request static Chatter REST API assets such as Chatter user profile images, files, and file and dashboard previews.
- Post form requests to Chatter REST API when files are attached, for example, feed items or comments with a file attachment, or user profile photo updates.

To request static assets or post form requests, request a resource that returns a bearer token URL. Then request the resource using the bearer token URL.

1. Request a resource with a response body property that contains a bearer token URL:

- Banner Photo—`bannerPhotoUrl, url*`
- Comment Page—`currentPageUrl*`
- Content Capability—`downloadUrl, externalDocumentUrl, renditionUrl, repositoryFileUrl`
- Feed—`feedElementPostUrl*, feedElementsUrl*, feedItemsUrl*`
- Feed Item—`photoUrl`
- Feed Item Attachment:Content—`downloadUrl, externalDocumentUrl, renditionUrl, repositoryFileUrl`
- Feed Item Attachment:Dashboard—`fullSizeImageUrl, thumbnailUrl`
- File Detail—`downloadUrl, externalDocumentUrl, renditionUrl, renditionUrl1240By180, renditionUrl1720By480, repositoryFileUrl`
- File Preview URL—`previewUrl`
- File Summary—`downloadUrl, externalDocumentUrl, renditionUrl, renditionUrl1240By180, renditionUrl1720By480, repositoryFileUrl`
- File Summary Page—`currentPageUrl*`
- Icon—`url`
- Mention Completion—`photoUrl`
- Message Segment: Inline Image—`url*`
- Photo—`largePhotoUrl, smallPhotoUrl, url*`
- Repository File Detail—`downloadUrl`
- Repository File Summary—`downloadUrl`

*Use to POST or PUT new items that include binary files: for example, a feed item or comment with a file attachment.

2. Pass the `X-Connect-Bearer-Urals` request header with a value of `true`:

```
X-Connect-Bearer-Urals: true
```

3. Parse the bearer token URL from the response body. Use it in an HTML tag to request a static asset or to post a form request.

Bearer token URLs have the following characteristics:

- The bearer token is good for the given URL only. Adding or reordering query parameters invalidates the URL.
- The bearer token has a time-to-live (TTL) of 20 minutes. If the token expires, request it again.
- The request to the bearer token URL authenticates as the user who requested the resource that returned the bearer token URL.

Use CORS to Access Chatter REST API, REST API, and Lightning Out

Chatter REST API, REST API, and Lightning Out support CORS (cross-origin resource sharing). To access these APIs from JavaScript in a Web browser, add the origin serving the script to the CORS whitelist.


CORS is a W3C recommendation that enables Web browsers to request resources from origins other than their own (cross-origin request). For example, using CORS, a JavaScript script at `https://www.example.com` could request a resource from `https://www.salesforce.com`.

If a browser that supports CORS makes a request to an origin in the Salesforce CORS whitelist, Salesforce returns the origin in the `Access-Control-Allow-Origin` HTTP header, along with any additional CORS HTTP headers. If the origin is not included in the whitelist, Salesforce returns HTTP status code 403.

1. From Setup, enter `CORS` in the `Quick Find` box, then select **CORS**.
2. Choose **New**.
3. Enter an origin URL pattern.

The origin URL pattern must include the HTTPS protocol and a domain name, and may include a port. The wildcard character (*) is supported and must be in front of a second-level domain name. For example, `https://*.example.com` adds all subdomains of `example.com` to the whitelist.

The origin URL pattern can be an IP address. However, an IP address and a domain that resolve to the same address are not the same origin, and you must add them to the CORS whitelist as separate entries.

 **Important:** You must still pass an OAuth token with requests that require it.

EDITIONS

Available in: Salesforce Classic and Lightning Experience

Available in: **Developer, Enterprise, Performance, and Unlimited**

USER PERMISSIONS

To create, read, update, and delete:

- "Modify All Data"

CHAPTER 2 Chatter REST API Quick Start

In this chapter ...

- Prerequisites
- Step One: Obtain a Salesforce Developer Edition Organization
- Step Two: Set Up Authorization
- Step Three: Connect to Chatter REST API Using OAuth
- Connecting to Salesforce Communities


Connect to Salesforce and authenticate, then make a request to Chatter REST API and look at the response.

Prerequisites

Complete these prerequisites before you begin the quick start.

Become familiar with:

- cURL, which is a command-line tool the quick start uses as the client application that makes HTTP requests to Salesforce. cURL is pre-installed on many Linux and Mac systems. Windows users can download a version at curl.haxx.se/. When using HTTPS on Windows, ensure that your system meets the cURL requirements for SSL.

 **Note:** cURL is an open source tool and is not supported by Salesforce.

- JavaScript Object Notation (JSON), which is the data format returned in this quick start.
- OAuth 2.0, which is the framework Salesforce uses for authentication. The quick start provides the steps, but it would be helpful to familiarize yourself with OAuth terms and concepts.

Step One: Obtain a Salesforce Developer Edition Organization

Set up a Developer Edition organization for testing your code.

If you are not already a member of the Force.com developer community, go to developer.salesforce.com/signup and follow the instructions for signing up for a Developer Edition organization. Even if you already have Enterprise Edition, Unlimited Edition, or Performance Edition, use Developer Edition for developing, staging, and testing your solutions against sample data to protect your organization's live data. This is especially true for applications that insert, update, or delete data (as opposed to simply reading data).

If you already have a Developer Edition organization, verify that you have the "API Enabled" permission. This permission is enabled by default, but may have been changed by an administrator. For more information, see the help in the Salesforce user interface.

Step Two: Set Up Authorization

Create a connected app in a Salesforce organization and enable OAuth. The client application uses the connected app to connect to Salesforce.

1. In your Developer Edition organization, from Setup, enter *Apps* in the *Quick Find* box, then select **Apps**, and in the Connected Apps section, click **New** to create a new connected app.

Clients can use a connected app to sign in to any organization, even if the connected app isn't defined in that organization.

2. Enter a connected app name.
3. Enter the contact email, as well as any other required information.
4. Select **Enable OAuth Settings**.
5. Enter a **Callback URL**. It must be secure: `http://` does not work, only `https://` works. For this quick start, you can simply enter `https://`.
6. Enter an OAuth scope. Select **Access and manage your Chatter feed** in addition to any other scope you want your connected app to allow access to.
7. Click **Save**.
The **Consumer Key** is created and displayed, and a **Consumer Secret** is created (click the link to reveal it).


Step Three: Connect to Chatter REST API Using OAuth

Use OAuth to connect to Salesforce and get an access token. Pass the access token in requests to Chatter REST API.

Complete [Step Two: Set Up Authorization](#) and create a connected app before starting this task.

This table maps the terms used in the connected app you created to the OAuth properties used in the examples. The OAuth 2.0 specification uses the word “client” instead of “consumer.”

Connected App Application Label	Value in Example
Consumer Key	client_id
Consumer Secret	client_secret


 **Note:** This quick start uses the username-password OAuth authentication flow. The username-password authentication flow passes the user’s credentials back and forth. Use this authentication flow only when necessary, such as in this quick start. No refresh token will be issued. In addition, Salesforce Communities doesn’t support the username-password authentication flow. In this quick start, don’t make a request to a Communities URL.

To make a request to Salesforce, substitute values from your organization into these examples:

1. Generate the access token.

This cURL command generates an access token:

```
curl --form client_id=3MVG9PhR6g6B7ps4xDycwGrI4PvjVZvK9
--form client_secret=8870355475032095511
--form grant_type=password
--form username=admin@seattleapps.com
--form password=1Lsfdc!
https://login.salesforce.com/services/oauth2/token
```

 **Tip:** To paste a multi-line command into a Mac or Linux command line interface, escape each line with a backslash (“\”) to indicate that the command continues on the next line. An escaped line looks like this:

```
curl --form client_id=3MVG9PhR6g6B7ps4xDycwGrI4PvjVZvK9 \
```

To paste a multi-line command into the Windows Command Prompt, escape each line with a caret (“^”). An escaped line looks like this:

```
curl --form client_id=3MVG9PhR6g6B7ps4xDycwGrI4PvjVZvK9 ^
```

The response includes the server instance and the access token:

```
{
  "id": "https://login.salesforce.com/id/00Di0000000hT9uEAE/005i00000022uIbAAI",
  "issued_at": "1302907727777",
  "instance_url": "https://na1.salesforce.com",
  "signature": "5jcevY5fUai01WntuSxkwBzWcvRjd01RCOkIBZpyGv0=",
  "access_token": "00DD0000000FJ6T!AQkAQPde_DMF2vGzddfZmBRS95GojDbtA
    rKkgukAgZP0OVFYY5KkAqhLw9ejeKI1pJ3FgwGAWer1BiWRt8mfXEuAZGbZNosk"
}
```

- To request a Chatter REST API resource, use the returned `instance_url` as the server instance. Pass the returned `access_token` as a Bearer token in the `Authorization` request header.

```
curl -X GET https://na1.salesforce.com/services/data/v36.0/chatter/users/me
-H 'Authorization: Bearer 00DD0000000FJ6T!AQkAQpde_DMF2vGzddfZmBRS95Goj
DbtArKkgukAgZP00VFYY5KkAqhLw9ejeKIlpJ3FgwGAWeRlBiWRt8mfXEuAZGbZNosk'
```

This example uses these values:

Property	Value
Server instance	na1.salesforce.com
<code>client_id</code>	3MVG9PhR6g6B7ps4xDycwGrl4PvjVZvK9
<code>client_secret</code>	8870355475032095511
<code>grant_type</code>	password The value of <code>grant_type</code> depends on the OAuth authentication flow you are using.
<code>username</code>	admin@seattleapps.com
<code>password</code>	1Lsfdc!

Connecting to Salesforce Communities

To use OAuth to connect to a Salesforce community, replace the server instance name with the full path to the community URL.

To connect to a Salesforce community, you can use the OAuth [Web server](#) and [user-agent](#) workflows.

To authenticate a user using the authorize URL, replace the `login.salesforce.com` host name with the full path to the community URL. This is the non-Communities URL:

```
https://login.salesforce.com/services/oauth2/authorize?
response_type=token&client_id=your_app_id&redirect_uri=your_redirect_uris
```

This is the Communities URL:

```
https://acme.force.com/customers/services/oauth2/authorize?
response_type=token&client_id=your_app_id&redirect_uri=your_redirect_uri
```

When implemented successfully, this URL directs users to your app's branded login page. After they authorize the app, set a user access token and a refresh token for future authentication. In requests for the token endpoint, replace the host with the community, like this:

```
https://acme.force.com/customers/services/oauth2/token
```

To request a Chatter REST API resource, use the Salesforce host name and specify the community ID:

```
https://na1.salesforce.com/services/data/v29.0/connect
/communities/communityId/chatter/feeds/news/me/feed-elements
```

Alternately, you can replace the host name with the full path to the community URL:

```
https://communitydomain.force.com/communitypath/services/data/v29.0/connect  
/communities/communityId/chatter/feeds/news/me/feed-elements
```

CHAPTER 3 Chatter REST API Features

In this chapter ...

- Working with Action Links
- Working with Communities
- Working with Feeds and Feed Elements
- Working with Salesforce Files

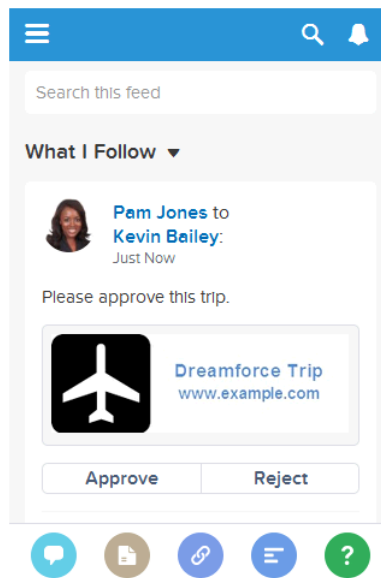
This chapter of the *Chatter REST API Developer Guide* describes which resources to use to work with Chatter REST API features.

Working with Action Links

An action link is a button on a feed element. Clicking an action link can take a user to a Web page, initiate a file download, or invoke an API call to Salesforce or to an external server. An action link includes a URL and an HTTP method, and can include a request body and header information, such as an OAuth token for authentication. Use action links to integrate Salesforce and third-party services into the feed so that users can take action to drive productivity and accelerate innovation.

Workflow

This feed item contains one action link group with two action links: **Approve** and **Reject**.



The workflow to create and post action links with a feed element:

1. (Optional) Create an [action link template](#).
2. Make a request to [/connect/action-link-group-definitions](#) to define an action link group or to instantiate an action link group from a template. An action link group contains at least one action link.
3. Make a request to [/chatter/feed-elements](#) to post a feed element and associate the action link with it.

Action Links Resources

Use these resources to work with action links:

Resource	HTTP Method	Task
/connect/action-link-group-definitions	POST	Create an action link group definition. To associate an action link with a feed element, first create an action link group definition. Then post a feed element with an associated actions capability.

Resource	HTTP Method	Task
/chatter/feed-elements	POST	Post a feed element with an associated actions capability. Associate up to 10 action link groups with a feed element.
/connect/action-links/actionLinkId	GET, PATCH	Get information about or update the <code>status</code> of an action link. The <code>status</code> of the action link in combination with the <code>labelKey</code> property of the Action Link Definition Input determines the text that displays in the UI. To trigger the API request for <code>Api</code> and <code>ApiAsync</code> action links, set the <code>status</code> to <code>PendingStatus</code> .
/connect/action-link-group-definitions/actionLinkGroupId	GET, DELETE	Get information about or delete an action link group definition. Deleting an action link group definition removes all references to it from feed elements. To get or delete the action link group definition, the client must be the same connected app that created the definition and the user must either be the user who created the definition or have "View all Data" permission.
/connect/action-link-groups/actionLinkGroupId	GET	Get information about an action link group including state for the context user.
/connect/action-links/actionLinkId/diagnostic-info	GET	Get diagnostic information returned when an action link executes. Diagnostic information is given only for users who can access the action link.
/chatter/feed-elements/feedElementId/capabilities/associated-actions	GET	Get all the platform actions associated with a feed element. Action links are a type of platform action.
Feeds Resources /chatter/feeds/feedType/userId/feed-elements /chatter/feeds/feedType/feed-elements	GET	Get the feed elements of a specified feed type. If a feed element has action links associated with it, the action links data is returned in the associated actions capability.

IN THIS SECTION:

[Action Links Use Cases](#)

Use action links to integrate Salesforce and third-party services with a feed. An action link can make an HTTP request to a Salesforce or third-party API. An action link can also download a file or open a Web page. This topic contains two use case examples.

[Action Links Overview, Authentication, and Security](#)

Learn about Chatter REST API action links security, authentication, labels, and errors.

Action Link Templates

Create action link templates in Setup so that you can instantiate action link groups with common properties from Chatter REST API or Apex. You can package templates and distribute them to other Salesforce organizations.

SEE ALSO:

[Define Action Links and Post with a Feed Element](#)

[Define Action Links in a Template and Post with a Feed Element](#)

[Define Action Links in a Template and Post with a Feed Element](#)

Action Links Use Cases

Use action links to integrate Salesforce and third-party services with a feed. An action link can make an HTTP request to a Salesforce or third-party API. An action link can also download a file or open a Web page. This topic contains two use case examples.

Download Instructions and Order a Part from the Feed

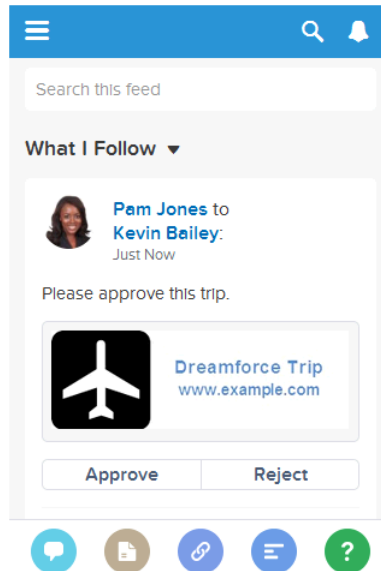
Let's imagine that a fictional 3D print shop called "BuildIt" creates an AppExchange app that uses action links to integrate with Salesforce. If a BuildIt customer has the app installed, they can go to the BuildIt website, create an account, and send posts containing action links to Salesforce that invite certain users to order parts from BuildIt. In this sample feed element posted from BuildIt customer Pam Jones to her report Jin Chang, clicking the **Download** action link downloads a file with parts information from the BuildIt website. Clicking the **Order** action link takes Jin Chang to a page on the BuildIt website to order a part.



Approve or Reject an Itinerary from the Feed

Suppose you work as a developer for a fictional company called "Travel Example" and you create an app for the Salesforce AppExchange called "Travel Example for Salesforce." Company A has "Travel Example for Salesforce" installed. Let's imagine that someone from Company A goes to the Travel Example website and books an itinerary. Your Travel Example server-side code makes a Chatter REST API request to post a feed item in Company A's Salesforce organization with the body text **Please approve this trip.**, and action links with the

labels **Approve** and **Reject**. The action links make HTTP requests to a REST resource on the Travel Example server to approve or reject the trip.



To create the “Travel Example for Salesforce” app, you created action link templates in Setup that define these action links and the action link group they’re associated with. Your server-side code makes a Chatter REST API request to instantiate the action link group from the template. It makes another Chatter REST API request to associate the action link group with a feed item and post it.

The `Action URL`, `HTTP Headers`, and `HTTP Request Body` template fields can contain *context variables* and *binding variables*.

You include a `{!userId}` context variable in the `Action URL` so that when a user clicks the action link in the feed, Salesforce sends the user’s ID to your server-side code to tell it who clicked the action link. Action links support a predefined set of [context variables](#).

You can create any [binding variables](#) you need in the action link template to make your code future-proof and dynamic. Your server-side code sets the binding variable values when it instantiates the action link group. You decide to use `{!Bindings.apiVersion}` so that you can release a new API version without having to update your package. You also use `{!Bindings.tripId}` so that clicking the action link approves or rejects the trip the user created.

You set the `User Visibility` field so that only one user can see the action links. You enter a value in the `Custom User Alias` field which is also a binding variable whose value your server-side code sets to the ID of the user’s manager when it instantiates the action link group.

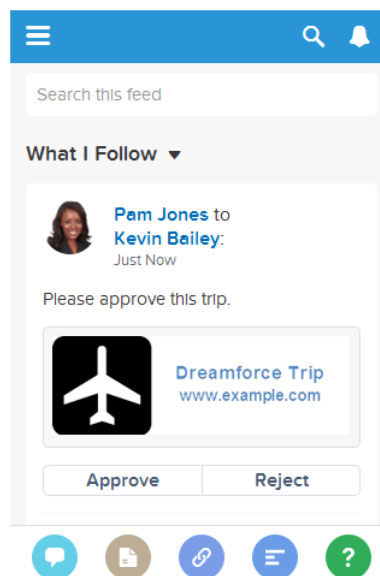
This is the action link template for the **Approve** action link:

Action Links Overview, Authentication, and Security

Learn about Chatter REST API action links security, authentication, labels, and errors.

Workflow

This feed item contains one action link group with two action links: **Approve** and **Reject**.



The workflow to create and post action links with a feed element:

1. (Optional) Create an [action link template](#).

2. Make a request to [/connect/action-link-group-definitions](#) to define an action link group or to instantiate an action link group from a template. An action link group contains at least one action link.
3. Make a request to [/chatter/feed-elements](#) to post a feed element and associate the action link with it.

Action Link Templates

Create action link templates in Setup to instantiate action link groups with common properties. You can package templates and distribute them to other Salesforce organizations.

Specify binding variables in the template and set the values of the variables when you instantiate the action link group. For example, use a binding variable for the API version number, a user ID, or an OAuth token.

You can also specify context variables in the templates. When a user executes the action link, Salesforce provides values for these variables, such as who executed the link and in which organization.

To instantiate the action link group, make a request to the [/connect/action-link-group-definitions](#) resource. Specify the template ID and the values for any binding variables defined in the template.

See [Designing Action Link Templates](#).

Type of Action Links

Specify the action link type in the `actionType` property when you define an action link.

There are four types of action links:

- `Api`—The action link calls a synchronous API at the action URL. Salesforce sets the status to `SuccessfulStatus` or `FailedStatus` based on the HTTP status code returned by your server.
- `ApiAsync`—The action link calls an asynchronous API at the action URL. The action remains in a `PendingStatus` state until a third party makes a request to [/connect/action-links/**actionLinkId**](#) to set the status to `SuccessfulStatus` or `FailedStatus` when the asynchronous operation is complete.
- `Download`—The action link downloads a file from the action URL.
- `Ui`—The action link takes the user to a Web page at the action URL.

Different types of action links have different workflows to set the status of an action link (to `Pending`, `Successful`, or `Failed`). See [/connect/action-links/**actionLinkId**](#) for more information.

Authentication

When you define an action link, specify a URL (`actionUrl`) and the HTTP headers (`headers`) required to make a request to that URL.

If an external resource requires authentication, include the information wherever the resource requires.

If a Salesforce resource requires authentication, you can include OAuth information in the HTTP headers or you can include a bearer token in the URL.

Salesforce automatically authenticates these resources:

- Relative URLs in templates
- Relative URLs beginning with `/services/apexrest` when the action link group is instantiated from Apex

Don't use these resources for sensitive operations.

Security

HTTPS

The action URL in an action link must begin with `https://` or be a relative URL that matches one of the rules in the [Authentication](#) section.

Encryption

API details are stored with encryption, and obfuscated for clients.

The `actionURL`, `headers`, and `requestBody` data for action links that are not instantiated from a template are encrypted with the organization's encryption key. The `Action URL`, `HTTP Headers`, and `HTTP Request Body` for an action link template are not encrypted. The binding values used when instantiating an action link group from a template are encrypted with the organization's encryption key.

Action Link Templates

Only users with "Customize Application" user permission can create, edit, delete, and package action link templates in Setup.

Don't store sensitive information in templates. Use binding variables to add sensitive information when you instantiate the action link group. After the action link group is instantiated, the values are stored in an encrypted format. See [Define Binding Variables](#).

Connected Apps

When creating action links via a connected app, it's a good idea to use a connected app with a consumer key that never leaves your control. The connected app is used for server-to-server communication and is not compiled into mobile apps that could be decompiled.

Expiration Date

When you define an action link group, specify an expiration date (`expirationDate`). After that date, the action links in the group can't be executed and disappear from the feed. If your action link group definition includes an OAuth token, set the group's expiration date to the same value as the expiration date of the OAuth token.

Action link templates use a slightly different mechanism for excluding a user. See [Set the Action Link Group Expiration Time](#).

Exclude a User or Specify a User

Use the `excludeUserId` property of the action link definition input to exclude a single user from executing an action.

Use the `userId` property of the action link definition input to specify the ID of a user who alone can execute the action. If you don't specify a `userId` property or if you pass `null`, any user can execute the action. You can't specify both `excludeUserId` and `userId` for an action link.

Action link templates use a slightly different mechanism for excluding a user. See [Set Who Can See the Action Link](#).

Read, Modify, or Delete an Action Link Group Definition

There are two views of an action link and an action link group: the definition, and the context user's view. The definition includes potentially sensitive information, such as authentication information. The context user's view is filtered by visibility options and the values reflect the state of the context user.

Action link group definitions can contain sensitive information (such as OAuth tokens). For this reason, to read, modify, or delete a definition, the user must have created the definition or have "View All Data" permission. In addition, in Chatter REST API, the request must be made via the same connected app that created the definition. In Apex, the call must be made from the same namespace that created the definition.

Context Variables

Use context variables to pass information about the user who executed the action link and the context in which it was invoked into the HTTP request made by invoking an action link. You can use context variables in the `actionUrl`, `headers`, and `requestBody` properties of the Action Link Definition Input request body or `ConnectApi.ActionLinkDefinitionInput` object. You can also use context variables in the `Action URL`, `HTTP Request Body`, and `HTTP Headers` fields of action link templates. You can edit these fields, including adding and removing context variables, after a template is published.

The context variables are:

Context Variable	Description
{!actionLinkId}	The ID of the action link the user executed.
{!actionLinkGroupId}	The ID of the action link group containing the action link the user executed.
{!communityId}	The ID of the community in which the user executed the action link. The value for your internal organization is the empty key "000000000000000000".
{!communityUrl}	The URL of the community in which the user executed the action link. The value for your internal organization is empty string "".
{!orgId}	The ID of the organization in which the user executed the action link.
{!userId}	The ID of the user that executed the action link.

Versioning

To avoid issues due to upgrades or changing functionality in your API, we recommend using versioning when defining action links. For example, the `actionUrl` property in the [Action Link Definition Input](#) should look like

```
https://www.example.com/api/v1/exampleResource.
```

You can use templates to change the values of the `actionUrl`, `headers`, or `requestBody` properties, even after a template is distributed in a package. For example, if you release a new API version that requires new inputs, an admin can change the inputs in the action link template. Even action links already associated with a feed element use the new inputs. However, you can't add new binding variables to a published action link template.

If your API isn't versioned, you can use the `expirationDate` property of the Action Link Group Definition Input to avoid issues due to upgrades or changing functionality in your API. See [Set the Action Link Group Expiration Time](#).


Errors

Use the Action Link Diagnostic Information resource (</connect/action-links/{actionLinkId}/diagnostic-info>) to return status codes and errors from executing `Api` and `AsyncApi` action links. Diagnostic info is given only for users who can access the action link.

Localized Labels

Action links use a predefined set of localized labels specified in the `labelKey` property of the [Action Link Definition Input](#) request body and the `Label Key` field of an action link template.

For a list of labels, see [Action Links Labels](#).

 **Note:** If none of the label key values make sense for your action link, specify a custom label in the `Label` field of an action link template and set `Label Key` to `None`. However, custom labels aren't localized.

Action Link Templates

Create action link templates in Setup so that you can instantiate action link groups with common properties from Chatter REST API or Apex. You can package templates and distribute them to other Salesforce organizations.

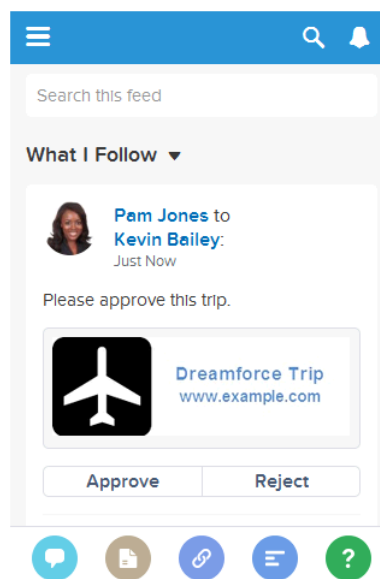
An action link is a button on a feed element. Clicking an action link can take a user to a Web page, initiate a file download, or invoke an API call to Salesforce or to an external server. An action link includes a URL and an HTTP method, and can include a request body and header information, such as an OAuth token for authentication. Use action links to integrate Salesforce and third-party services into the feed so that users can take action to drive productivity and accelerate innovation.

In this example, **Approve** and **Reject** are action links that make API calls to the REST API of a fictional travel website to approve or reject an itinerary. When Pam created the itinerary on the travel website, the travel website made a Chatter REST API request to post the feed item with the action links to Pam's manager Kevin so that he can approve or reject the itinerary.

EDITIONS

Available in: Salesforce Classic and Lightning Experience

Available in: All editions except **Personal Edition**.



Important: Action links are a developer feature. Although you create action link templates in Setup, you must use Apex or Chatter REST API to generate action links from templates and add them to feed elements.

IN THIS SECTION:

[Designing Action Link Templates](#)

Before you create a template, consider which values you want to set in the template and which values you want to set with binding variables when you instantiate action link groups from the template.

[Create Action Link Templates](#)

Create action link templates in Setup so that you can instantiate action link groups with common properties from Chatter REST API or Apex. You can package templates and distribute them to other Salesforce organizations.

[Edit Action Link Templates](#)

You can edit all fields on an unpublished action link group template and on its associated action link templates.

[Delete Action Link Group Templates](#)

When you delete an action link group template, you delete its associated action link templates and all action link groups that have been instantiated from the templates. Deleted action link groups disappear from any feed elements they've been associated with.

[Package Action Link Templates](#)

Package action link templates to distribute them to other Salesforce organizations.

SEE ALSO:

[Define Action Links in a Template and Post with a Feed Element](#)

[Define Action Links in a Template and Post with a Feed Element](#)

Designing Action Link Templates

Before you create a template, consider which values you want to set in the template and which values you want to set with binding variables when you instantiate action link groups from the template.

- [Action Link Templates Overview](#)
- [Template Design Considerations](#)
- [Set the Action Link Group Expiration Time](#)
- [Define Binding Variables](#)
- [Set Who Can See the Action Link](#)
- [Use Context Variables](#)

Action Link Templates Overview

Here's an action link group template in Setup:

The screenshot shows the 'Action Link Group Template' edit page in Salesforce Setup. The page has a title bar with 'Action Link Group Template' and 'Edit' buttons. Below the title bar is a 'Save', 'Save & New', and 'Cancel' button set. The main content area is titled 'Information' and includes a legend for required information (red bar). The fields are as follows:

Field	Value	Required
Action Link Group Template ID	07gD00000004CEX	No
Name	Doc Example	Yes
API Name	Doc_Example	Yes
Category	Primary action	Yes
Executions Allowed	Once per User	Yes
Hours until Expiration		No
Published	<input checked="" type="checkbox"/>	No

At the bottom of the form, there are 'Save', 'Save & New', and 'Cancel' buttons.

Each action link group should contain at least one action link. This example action link template has three binding variables: the API version number in the `Action URL`, the Item Number in the `HTTP Request Body`, and the OAuth token value in the `HTTP Header` field.

Action Link Template Edit

Save
Save & New
Cancel

Information | = Required Information

Action Link Group Template	<u>Templates Overview</u>	Position	<input type="text" value="0"/>
Action Type	<input type="text" value="API"/>	Label Key	<input type="text" value="Buy"/>
Action URL	<input type="text" value="https://www.example.com/{!Bindings.ApiVersion}/items"/>	Label	<input type="text"/>
HTTP Method	<input type="text" value="POST"/>	User Visibility	<input type="text" value="Everyone can see"/>
HTTP Request Body	<input type="text" value='{"itemNumber": "{!Bindings.ItemNumber}"}'/>	Custom User Alias	<input type="text"/>
HTTP Headers	<input type="text" value="Content-Type: application/json
Authorization: Bearer
{!Bindings.BearerToken}"/>		
Default Link in Group	<input type="checkbox"/>		
Confirmation Required	<input type="checkbox"/>		

The Chatter REST API request to instantiate the action link group and set the values of the binding variables:

```
POST /connect/action-link-group-definitions

{
  "templateId": "07gD00000004C9r",
  "templateBindings": [
    {
      "key": "ApiVersion",
      "value": "v1.0"
    },
    {
      "key": "ItemNumber",
      "value": "8675309"
    },
    {
      "key": "BearerToken",
      "value": "00DRR000000N0g!ARoAQMZyQtsP1Gs27EZ8h17vdpYXH5O5rv1VNprqTeD12xYnvvgD3JgPnNR"
    }
  ]
}
```

This is the Apex code that instantiates the action link group from the template and sets the values of the binding variables:

```
// Get the action link group template Id.
ActionLinkGroupTemplate template = [SELECT Id FROM ActionLinkGroupTemplate WHERE
DeveloperName='Doc_Example'];

// Add binding name-value pairs to a map.
Map<String, String> bindingMap = new Map<String, String>();
bindingMap.put('ApiVersion', '1.0');
bindingMap.put('ItemNumber', '8675309');
bindingMap.put('BearerToken',
'00DRR000000N0g!ARoAQMZyQtsP1Gs27EZ8h17vdpYXH5O5rv1VNprqTeD12xYnvygD3JgPnNR');

// Create ActionLinkTemplateBindingInput objects from the map elements.
List<ConnectApi.ActionLinkTemplateBindingInput> bindingInputs = new
List<ConnectApi.ActionLinkTemplateBindingInput>();
for (String key : bindingMap.keySet()) {
    ConnectApi.ActionLinkTemplateBindingInput bindingInput = new
ConnectApi.ActionLinkTemplateBindingInput();
    bindingInput.key = key;
    bindingInput.value = bindingMap.get(key);
    bindingInputs.add(bindingInput);
}

// Set the template Id and template binding values in the action link group definition.
ConnectApi.ActionLinkGroupDefinitionInput actionLinkGroupDefinitionInput = new
ConnectApi.ActionLinkGroupDefinitionInput();
actionLinkGroupDefinitionInput.templateId = template.id;
actionLinkGroupDefinitionInput.templateBindings = bindingInputs;

// Instantiate the action link group definition.
ConnectApi.ActionLinkGroupDefinition actionLinkGroupDefinition =
ConnectApi.ActionLinks.createActionLinkGroupDefinition(Network.getNetworkId(),
actionLinkGroupDefinitionInput);
```

Template Design Considerations

Considerations for designing a template:

- Determine the expiration time of the action link group.
See [Set the Action Link Group Expiration Time](#).
- Define *binding variables* in the template and set their values when you instantiate the group. Don't store sensitive information in templates. Use binding variables to add sensitive information at run time.
See [Define Binding Variables](#).
- Determine who can see the action link when it's associated with a feed element.
[Set Who Can See the Action Link](#).
- Use *context variables* in the template to get information about the execution context of the action link.
When the action link executes, Salesforce fills in the values and sends them in the HTTP request. See [Use Context Variables](#).

Set the Action Link Group Expiration Time

When creating an action link group from a template, the expiration date can be calculated based on a period provided in the template, or the action link group can be set not to expire at all.

To set the hours until expiration in a template, enter a value in the `Hours until Expiration` field of the action link group template. This value is the number of hours from when the action link group is instantiated until it's removed from associated feed elements and can no longer be executed. The maximum value is 8760, which is 365 days.

To set the action link group expiration date when you instantiate it, set the `expirationDate` property of either the Action Link Group Definition request body (Chatter REST API) or the `ConnectApi.ActionLinkGroupDefinition` input class (Apex).


To create an action link group that doesn't expire, don't enter a value in the `Hours until Expiration` field of the template and don't enter a value for the `expirationDate` property when you instantiate the action link group.

Here's how `expirationDate` and `Hours until Expiration` work together when creating an action link group from a template:

- If you specify `expirationDate`, its value is used in the new action link group.
- If you don't specify `expirationDate` and you specify `Hours until Expiration` in the template, the value of `Hours until Expiration` is used in the new action link group.
- If you don't specify `expirationDate` or `Hours until Expiration`, the action link groups instantiated from the template don't expire.

Define Binding Variables

Define binding variables in templates and set their values when you instantiate an action link group.

 **Important:** Don't store sensitive information in templates. Use binding variables to add sensitive information at run time. When the value of a binding is set, it is stored in encrypted form in Salesforce.

You can define binding variables in the `Action URL`, `HTTP Request Body`, and `HTTP Headers` fields of an action link template. After a template is published, you can edit these fields, you can move binding variables between these fields, and you can delete binding variables. However, you can't add new binding variables.

Define a binding variable's key in the template. When you instantiate the action link group, specify the key and its value.

Binding variable keys have the form `{!Bindings.key}`.

The `key` supports [Unicode](#) characters in the predefined `\w` character class:

```
[ \p{Alpha} \p{gc=Mn} \p{gc=Me} \p{gc=Mc} \p{Digit} \p{gc=Pc} ]
```

This `Action URL` field has two binding variables:

```
https://www.example.com/{!Bindings.ApiVersion}/items/{!Bindings.ItemId}
```

This `HTTP Headers` field has two binding variables:

```
Authorization: OAuth {!Bindings.OAuthToken}
Content-Type: {!Bindings.ContentType}
```

Specify the keys and their values when you instantiate the action link group in Chatter REST API:

```
POST /connect/action-link-group-definitions

{
  "templateId": "07gD00000004C9r",
  "templateBindings" : [
```

```

    {
      "key": "ApiVersion",
      "value": "1.0"
    },
    {
      "key": "ItemId",
      "value": "8675309"
    },
    {
      "key": "OAuthToken",
      "value": "00DRR000000N0g_!..."
    },
    {
      "key": "ContentType",
      "value": "application/json"
    }
  ]
}

```

Specify the binding variable keys and set their values in Apex:

```

Map<String, String> bindingMap = new Map<String, String>();
bindingMap.put('ApiVersion', '1.0');
bindingMap.put('ItemId', '8675309');
bindingMap.put('OAuthToken', '00DRR000000N0g_!...');
bindingMap.put('ContentType', 'application/json');

List<ConnectApi.ActionLinkTemplateBindingInput> bindingInputs =
    new List<ConnectApi.ActionLinkTemplateBindingInput>();

for (String key : bindingMap.keySet()) {
    ConnectApi.ActionLinkTemplateBindingInput bindingInput = new
ConnectApi.ActionLinkTemplateBindingInput();
    bindingInput.key = key;
    bindingInput.value = bindingMap.get(key);
    bindingInputs.add(bindingInput);
}

// Define the action link group definition.
ConnectApi.ActionLinkGroupDefinitionInput actionLinkGroupDefinitionInput =
    new ConnectApi.ActionLinkGroupDefinitionInput();
actionLinkGroupDefinitionInput.templateId = '07gD0000004C9r';
actionLinkGroupDefinitionInput.templateBindings = bindingInputs;

// Instantiate the action link group definition.
ConnectApi.ActionLinkGroupDefinition actionLinkGroupDefinition =
ConnectApi.ActionLinks.createActionLinkGroupDefinition(Network.getNetworkId(),
actionLinkGroupDefinitionInput);

```



Tip: You can use the same binding variable multiple times in action link templates, and only provide the value once during instantiation. For example, you could use `{!Bindings.MyBinding}` twice in the `HTTP Request Body` field of one action link template, and again in the `HTTP Headers` of another action link template within the same action link group template, and when you instantiate an action link group from the template, you would need to provide only one value for that shared variable.

Set Who Can See the Action Link

Choose a value from the User Visibility drop-down list to determine who can see the action link after it's associated with a feed element.

Among the available options are Only Custom User Can See and Everyone Except Custom User Can See. Choose one of these values to allow only a specific user to see the action link or to prevent a specific user from seeing it. Then enter a value in the Custom User Alias field. This value is a binding variable key. In the code that instantiates the action link group, use the key and specify the value as you would for any binding variable.

This template uses the Custom User Alias value **Invitee**:

Action Link Template Edit
Save Save & New Cancel

Information
= Required Information

<p>Action Link Group Template: <u>Video Chat</u></p> <p>Action Type: UI</p> <p>Action URL: https://www.example.com/video_chat</p> <p>HTTP Method: GET</p> <p>HTTP Request Body: </p> <p>HTTP Headers: </p> <p>Default Link in Group: <input type="checkbox"/></p> <p>Confirmation Required: <input type="checkbox"/></p>	<p>Position: 0</p> <p>Label Key: Accept</p> <p>Label: </p> <p>User Visibility: Only custom user can see</p> <p>Custom User Alias: Invitee</p>	
---	--	--

Save Save & New Cancel

When you instantiate the action link group, set the value just like you would set a binding variable:

```
POST /connect/action-link-group-definitions
{
  "templateId": "07gD00000004C9r",
  "templateBindings" : [
    {
      "key": "Invitee",
```

```

      "value": "005D00000017u6x"
    }
  ]
}

```

If the template uses **Only creator's manager can see**, a user that doesn't have a manager receives an error when instantiating an action link group from the template. In addition, the manager is the manager at the time of instantiation. If the user's manager changes after instantiation, that change isn't reflected.

Use Context Variables

Use context variables to pass information about the user who executed the action link and the context in which it was invoked into the HTTP request made by invoking an action link. You can use context variables in the `actionUrl`, `headers`, and `requestBody` properties of the Action Link Definition Input request body or `ConnectApi.ActionLinkDefinitionInput` object. You can also use context variables in the `Action URL`, `HTTP Request Body`, and `HTTP Headers` fields of action link templates. You can edit these fields, including adding and removing context variables, after a template is published.

These are the available context variables:

Context Variable	Description
<code>{!actionLinkId}</code>	The ID of the action link the user executed.
<code>{!actionLinkGroupId}</code>	The ID of the action link group containing the action link the user executed.
<code>{!communityId}</code>	The ID of the community in which the user executed the action link. The value for your internal organization is the empty key <code>"000000000000000000"</code> .
<code>{!communityUrl}</code>	The URL of the community in which the user executed the action link. The value for your internal organization is empty string <code>""</code> .
<code>{!orgId}</code>	The ID of the organization in which the user executed the action link.
<code>{!userId}</code>	The ID of the user that executed the action link.

For example, suppose you work for a company called Survey Example and you create an app for the Salesforce AppExchange called **Survey Example for Salesforce**. Company A has **Survey Example for Salesforce** installed. Let's imagine that someone from company A goes to `surveyexample.com` and makes a survey. Your Survey Example code uses Chatter REST API to create a feed item in Company A's Salesforce organization with the body text **Take a survey**, and an action link with the label **OK**.

This UI action link takes the user from Salesforce to a web page on `surveyexample.com` to take a survey.

If you include a `{!userId}` context variable in either the `HTTP Request Body` or the `Action URL` for that action link, when a user clicks the action link in the feed, Salesforce sends the ID of the user who clicked in the HTTP request it makes to your server.

If you include an `{!actionLinkId}` context variable in the Survey Example server-side code that creates the action link, Salesforce sends an HTTP request with the ID of the action link and you can save that to your database.

This example includes the `{!userId}` context variable in the `Action URL` in the action link template:

Action Link Template Edit
Save Save & New Cancel

Information
| = Required Information

<p>Action Link Group Template: <u>Take Survey</u></p> <p>Action Type: API</p> <p>Action URL: <code>https://www.example.com/doSurvey?surveyId=1234&salesforceUserId={!userId}</code></p> <p>HTTP Method: GET</p> <p>HTTP Request Body: <input type="text"/></p> <p>HTTP Headers: <input type="text"/></p> <p>Default Link in Group: <input type="checkbox"/></p> <p>Confirmation Required: <input type="checkbox"/></p>	<p>Position: <input type="text" value="0"/></p> <p>Label Key: Yes</p> <p>Label: <input type="text"/></p> <p>User Visibility: Everyone can see</p> <p>Custom User Alias: <input type="text"/></p>	
--	--	--

Save Save & New Cancel




Tip: Binding variables and context variables can be used in the same field. For example, this action URL contains a binding variable and a context variable:

`https://www.example.com/{!Bindings.apiVersion}/doSurvey?salesforceUserId={!userId}`

Create Action Link Templates

Create action link templates in Setup so that you can instantiate action link groups with common properties from Chatter REST API or Apex. You can package templates and distribute them to other Salesforce organizations.

 **Note:** In addition to creating action link templates in Setup, you can also use Metadata API, SOAP API, and REST API to create action link templates.

The `Action URL`, `HTTP Request Body`, and `HTTP Headers` fields support *binding variables* and *context variables*. Define binding variables in a template and set their values when you instantiate the action link group. Use context variables in a template and when an action link executes, Salesforce fills in the value and returns it in the request. For information about how to use these variables in a template, see [Designing Action Link Templates](#).

- From Setup, enter *Action Link Templates* in the `Quick Find` box, then select **Action Link Templates**.
- Click **New**.
- Enter the `Name` of the template. This name is displayed in the list of action link group templates. This is the only action link group template value you can edit after the action link group template has been published.
- Enter the `Developer Name`. Use the Developer Name to refer to this template from code. It defaults to a version of the `Developer Name` without spaces. Only letters, numbers, and underscores are allowed.
- Select the `Category`, which indicates where to display the instantiated action link groups on feed elements. Primary displays action link groups in the body of feed elements. Overflow displays action link groups in the overflow menu of feed elements. If an action link group template is Primary, it can contain up to three action link templates. If an action link group template is Overflow, it can contain up to four action link templates.
- Select the number of `Executions Allowed`, which indicates how many times the action link groups instantiated from this template can be executed. (Action links within a group are mutually exclusive.) If you choose Unlimited, the action links in the group cannot be of type `Api` or `ApiAsync`.
- (Optional) Enter the `Hours until Expiration`, which is the number of hours from when the action link group is created until it's removed from associated feed elements and can no longer be executed. The maximum value is 8760. See [Set the Action Link Group Expiration Time](#).
- Click **Save**.
- Click **New** to create an action link template. The action link template is automatically associated with an action link group template in a master-detail relationship.
- Select the `Action Type`. Values are:
 - `Api`—The action link calls a synchronous API at the action URL. Salesforce sets the status to `SuccessfulStatus` or `FailedStatus` based on the HTTP status code returned by your server.
 - `ApiAsync`—The action link calls an asynchronous API at the action URL. The action remains in a `PendingStatus` state until a third party makes a request to `/connect/action-links/actionLinkId` to set the status to `SuccessfulStatus` or `FailedStatus` when the asynchronous operation is complete.
 - `Download`—The action link downloads a file from the action URL.
 - `Ui`—The action link takes the user to a Web page at the action URL.

EDITIONS

Available in: Salesforce Classic and Lightning Experience

Available in: All editions except **Personal** edition.

USER PERMISSIONS

To create action link group templates:

- “Customize Application”

To create action link templates:

- “Customize Application”

11. Enter an `Action URL`, which is the URL for the action link.

For a `UI` action link, the URL is a Web page. For a `Download` action link, the URL is a link to a file to download. For an `Api` action link or an `ApiAsync` action link, the URL is a REST resource.

Links to resources hosted on Salesforce servers can be relative, starting with a `/`. All other links must be absolute and start with `https://`. This field can contain [binding variables](#) in the form `{!Bindings.key}`, for example, `https://www.example.com/{!Bindings.itemId}`. Set the binding variable's value when you instantiate the action link group from the template, as in this Chatter REST API example, which sets the value of `itemId` to `8675309`.

```
POST /connect/action-link-group-definitions

{
  "templateId" : "07gD00000004C9r",
  "templateBindings" : [
    {
      "key": "itemId",
      "value": "8675309"
    }
  ]
}
```

This field can also contain [context variables](#). Use context variables to pass information about the user who executed the action link to your server-side code. For example, this action link passes the user ID of the user who clicked on the action link to take a survey to the server hosting the survey.

```
actionUrl=https://example.com/doSurvey?surveyId=1234&salesforceUserId={!userId}
```

12. Enter the `HTTP Method` to use to make the HTTP request.
13. (Optional) If the `Action Type` is `Api` or `ApiAsync`, enter an `HTTP Request Body`.

This field can contain [binding variables](#) and [context variables](#).

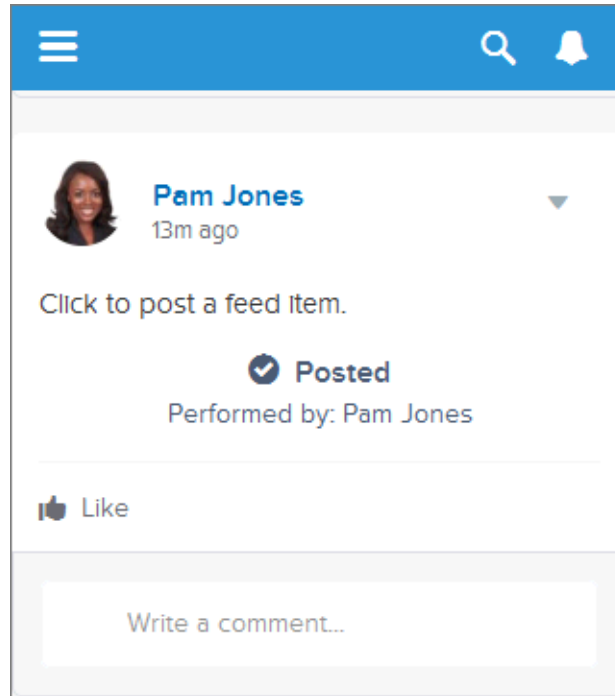
14. (Optional) If the `Action Type` is `Api` or `ApiAsync`, enter `HTTP Headers`.

This field can contain [binding variables](#) and [context variables](#).

If an action link instantiated from the template makes a request to a Salesforce resource, the template must have a `Content-Type` header.

15. (Optional) To make this action link the default link in the group (which has special formatting in the UI), select `Default Link in Group`. There can be only one default link in a group.
16. (Optional) To display a confirmation dialog to the user before the action link executes, select `Confirmation Required`.
17. Enter the relative `Position` of the action link within action link groups instantiated from this template. The first position is 0.
18. Enter the `Label Key`. This value is the key for a set of UI labels to display for these statuses: `NewStatus`, `PendingStatus`, `SuccessfulStatus`, `FailedStatus`.

For example, the `Post` set contains these labels: **Post**, **Post Pending**, **Posted**, **Post Failed**. This image shows an action link with the **Post** label key when the value of status is `SuccessfulStatus`:



19. (Optional) If none of the `Label Key` values make sense for the action link, set `Label Key` to **None** and enter a value in the `Label` field.

Action links have four statuses: `NewStatus`, `PendingStatus`, `SuccessStatus`, and `FailedStatus`. These strings are appended to the label for each status:

- `label`
- `label Pending`
- `label Success`
- `label Failed`

For example, if the value of `label` is "See Example," the values of the four action link states are: See Example, See Example Pending, See Example Success, and See Example Failed.

An action link can use either a `LabelKey` or `Label` to generate label names, it can't use both.

20. Select `User Visibility`, which indicates who can see the action link group.

If you select **Only creator's manager can see**, the manager is the creator's manager when the action link group is instantiated. If the creator's manager changes after the action link group is instantiated, that change is not reflected.

21. (Optional) If you selected `Only Custom User Can See` or `Everyone Except Custom User Can See`, enter a `Custom User Alias`.

Enter a string and set its value when you instantiate an action link group, just like you would set the value for a binding variable. However don't use the binding variable syntax in the template, just enter a value. For example, you could enter `ExpenseApprover`. This Chatter REST API example sets the value of `ExpenseApprover` to `005B0000000Ge16`:

```
POST /connect/action-link-group-definitions
{
  "templateId" : "07gD00000004C9r",
```

```

    "templateBindings" : [
      {
        "key": "ExpenseApprover",
        "value": "005B00000000Ge16"
      }
    ]
  }
}

```

22. To create another action link template for this action link group template, click **Save & New**.

23. If you're done adding action link templates to this action link group template, click **Save**.

24. To publish the action link group template, click **Back to List** to return to the Action Link Group Template list view.

 **Important:** You must publish a template before you can instantiate an action link group from it in Apex or Chatter REST API.

25. Click **Edit** for the action link group template you want to publish.

26. Select `Published` and click **Save**.

Edit Action Link Templates

You can edit all fields on an unpublished action link group template and on its associated action link templates.

- From Setup, enter *Action Link Templates* in the `Quick Find` box, then select **Action Link Templates**.
- To edit an action link group template, click **Edit** next to its name.
If the group template isn't published, edit any field. If it is published, edit the `Name` field only.
- To edit an action link template:
 - Click the name of its master action link group template.
 - Click the Action Link Template ID to open the detail page for the action link template.
 - Click **Edit**.

If the associated action link group template isn't published, edit any field. If it's published, edit any of these fields:

- Action URL
- HTTP Request Body
- HTTP Headers

These fields support [context variables](#) and [binding variables](#).

You can add and delete context variables in any of these fields.

You cannot add a new binding variable. You can:

- Move a binding variable to another editable field in an action link template.
- Use a binding variable more than once in an action link template.
- Use a binding variable more than once in any action link templates associated with the same action link group template.
- Remove binding variables.

EDITIONS

Available in: Salesforce Classic and Lightning Experience

Available in: All editions except **Personal** edition.

USER PERMISSIONS

To edit action link group templates:

- "Customize Application"

To edit action link templates:

- "Customize Application"

Delete Action Link Group Templates

When you delete an action link group template, you delete its associated action link templates and all action link groups that have been instantiated from the templates. Deleted action link groups disappear from any feed elements they've been associated with.

1. From Setup, enter *Action Link Templates* in the **Quick Find** box, then select **Action Link Templates**.
2. To delete an action link group template, click **Del** next to its name.

! **Important:** When you delete an action link group template, you delete its associated action link templates and all action link groups that have been instantiated from the template. The action link group is deleted from any feed elements it has been associated with, which means that action links disappear from those posts in the feed.

3. To delete an action link template:
 - a. Click the name of its master action link group template.
 - b. Click the Action Link Template ID to open the detail page for the action link template.
 - c. Click **Delete**.

! **Important:** You can't delete an action link template that's associated with a published action link group template.

Package Action Link Templates

Package action link templates to distribute them to other Salesforce organizations.

When you add an action link group template, any associated action link templates are also added to the package. You can add an action link group template to a managed or unmanaged package. As a packageable component, action link group templates can also take advantage of all the features of managed packages, such as listing on the AppExchange, push upgrades, post-install Apex scripts, license management, and enhanced subscriber support. To create a managed package, you must use a Developer Edition organization.

- See *Creating and Editing a Package* at <https://help.salesforce.com>.

Working with Communities

Communities are branded spaces for your employees, customers, and partners to connect. You can customize and create communities to meet your business needs, then transition seamlessly between them.

You can request most Chatter REST API resources within a specific community. For example, you can make requests to feeds, files, groups, topics, and users resources within a specific community. If a resource is available in communities, its documentation includes a resource that starts with `/connect/communities/communityId`.

Some Chatter REST API resources are available only within a community. These include resources for flagging and moderating content, using managed topics, and getting information about a user's reputation.

Resources that are available in communities are available whether you allow access without logging in or not. However, if your community allows access without logging in, guest users don't have access to any Chatter REST API resources.

EDITIONS

Available in: Salesforce Classic and Lightning Experience

Available in: All editions except **Personal** edition.

USER PERMISSIONS

To delete action link group templates:

- "Customize Application"

To delete action link templates:

- "Customize Application"

EDITIONS

Available in: Salesforce Classic and Lightning Experience

Available in: All editions except **Personal** edition.

USER PERMISSIONS

To package action link templates:

- "Create AppExchange Package"

The resources that are available only within a community are listed in this table.

Resource	HTTP Methods	Tasks
/connect/communities	GET	Returns a list of all communities available to the context user.
/connect/communities/communityId	GET	Returns information about the specified community.
/connect/communities/communityId/ chatter/comments/commentId/ moderation-flags	GET, POST, DELETE	If the context user is a community moderator, get the number of times community members flagged a comment. Also flag a comment for moderation and delete all flags on a comment. If the context user isn't a community moderator, returns whether the user flagged a comment. Also flag a comment for moderation and remove a flag the user previously added.
/connect/communities/communityId/ chatter/feed-elements/feedElementId/ capabilities/moderation	GET, POST, DELETE	Get information about a feed element's moderation capability, add a moderation flag to a feed element, or delete all moderation flags from a feed element.
/connect/communities/communityId/ files/moderation	GET	If the context user is a community moderator, get the files that community members flagged.
/connect/communities/communityId/ files/fileId/moderation-flags	GET, POST, DELETE	If the context user is a community moderator, get the number of times community members flagged a file. Also flag a file for moderation and delete all flags on a file. If the context user isn't a community moderator, get whether the user flagged a file. Also flag a file for moderation and remove a flag the user previously added.
/connect/communities/communityId/ chatter/feeds/moderation/feed-elements	GET	If the context user is a community moderator with the "Moderate Communities Feeds" permission, returns a list of all feed elements and comments in the community that have been flagged by community members. By default, returns 25 feed elements per page of results.
/connect/communities/communityId/ chatter/feeds/home/feed-elements	GET	Returns a list of all feed elements associated with any managed topic in the community.
/connect/communities/communityId/ managed-topics	GET, POST, PATCH	Get all the managed topics for a community. Create a managed topic, create managed topic hierarchies, and reorder managed topics.
/connect/communities/communityId/ managed-topics/managedTopicId	GET, DELETE	Get information about or delete a managed topic in a community.
/connect/communities/communityId/ trending-articles	GET	Get trending articles for a community.

Resource	HTTP Methods	Tasks
/connect/communities/<i>communityId</i>/topics/<i>topicId</i>/trending-articles	GET	Get trending articles for a topic in a community.
/connect/communities/<i>communityId</i>/chatter/users/<i>userId</i>/reputation	GET	Returns the specified community user's reputation.


SEE ALSO:

[Building the Chatter REST API Resource URL](#)

[Make a Request in a Community](#)

Working with Feeds and Feed Elements

In API versions 30.0 and earlier, a Chatter feed was a container of feed items. In API version 31.0, the definition of a feed expanded to include new objects that didn't entirely fit the feed item model. The feed became a container of *feed elements*. In API version 32.0, feed elements can be either feed items or generic feed elements. Because feeds and feed elements are the core of Chatter, understanding them is crucial to developing applications with Chatter REST API.

 **Note:** Salesforce Help refers to feed items as *posts*.

Capabilities

As part of the effort to diversify the feed, pieces of functionality found in feed elements have been broken out into *capabilities*. Capabilities provide a consistent way to interact with objects in the feed. Don't inspect the feed element type to determine which functionality is available for a feed element. Inspect the capability object, which tells you explicitly what's available. Check for the presence of a capability to determine what a client can do to a feed element.

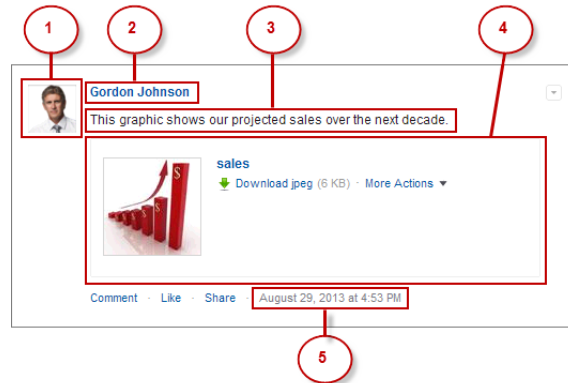
All feed elements have a `capabilities` property, which holds a [Feed Element Capabilities](#) response body. The Feed Element Capabilities response body can have one or more properties, each holding a capability of the feed element.

A capability includes both an indication that a feature is possible and data associated with that feature. If a capability exists on a feed element, that capability is available, even if there isn't any data associated with the capability yet. For example, if the `chatterLikes` capability property exists on a feed element (with or without any likes included in the list of likes found in the `chatterLikes.page.items` property), the context user can like that feed element. If the capability property doesn't exist on a feed element, it isn't possible to like that feed element.

How the Salesforce UI Displays Feed Items

As we learned in [Capabilities](#), a client should use the `capabilities` property to determine what it can do with a feed element and how it should render a feed element. For all feed elements other than feed item, the client doesn't need to know what type feed element it is, the client can simply look at the capabilities. Feed items do have capabilities, but they also have a few properties, such as `actor`, that aren't exposed as capabilities. For this reason, feed items must be handled a bit differently than other feed elements.

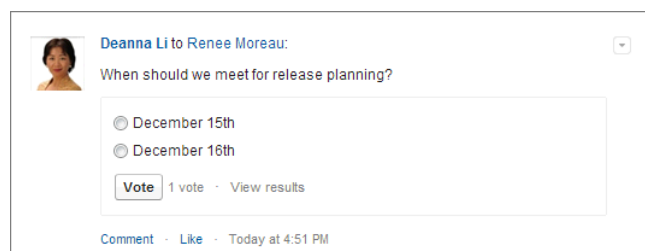
To give customers a consistent view of feed items and to give developers an easy way to create UI, the Salesforce UI uses one layout to display every feed item. The layout always contains the same pieces and the pieces are always in the same position; only the content of the layout pieces changes.



The feed item layout elements are:

1. Actor (`actor` property of Feed Item response body)—A photo or icon of the creator of the feed item.
 2. Header (`header` property of Feed Item response body)—Provides context. The same feed item can have a different header depending on who posted it and where. For example, Gordon posted this feed item to his profile. If he shared it to a group, the header of the feed item in the group feed would be “Gordon Johnson (originally posted by Gordon Johnson)”. The “originally posted” text would link to the feed item on Gordon’s profile.
 3. Body (`body` property of Feed Item response body)—All feed items have a body, but the body can be `null`, which is the case when the user doesn’t provide text for the feed item. Because the body can be `null`, you can’t use it as the default case for rendering text. Instead, use the `text` property of the feed item’s header, which always contains a value.
 4. Auxiliary Body (`capabilities` property of Feed Item response body)—The visualization of the capabilities of a feed item. See [Capabilities](#).
- Important:** The `attachment` property is not supported in API versions 32.0 and later. Instead, use the `capabilities` property, which holds a Feed Element Capabilities response body, to discover what to render for a feed element.
5. Created By Timestamp (`relativeCreatedDate` property of Feed Item response body)—The date and time when the feed item was posted. If the feed item is less than two days old, the date and time are formatted as a relative, localized string, for example, “17m ago” or “Yesterday”. Otherwise, the date and time are formatted as an absolute, localized string.

Here’s another example of a feed item in the Salesforce UI. This feed item’s auxiliary body contains a poll capability:

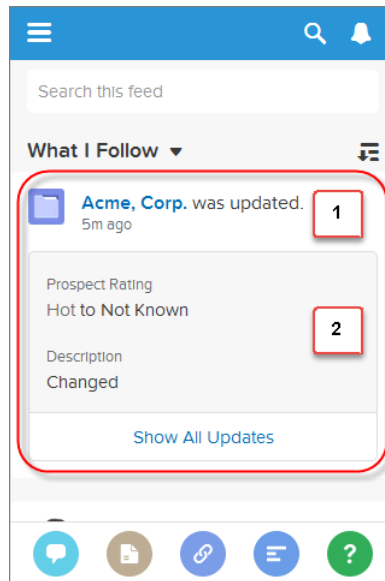


How the Salesforce UI Displays Bundles

Note: Bundled posts contain feed-tracked changes. In Salesforce1 downloadable apps, bundled posts are in record feeds only.

As we learned in the [Capabilities](#) section, a client should use the `ConnectApi.FeedElement.capabilities` property to determine what it can do with a feed element and how to render a feed element. This section uses bundles as an example of how to render a feed element, but these properties are available for every feed element.

To give customers a clean, organized feed, feed-tracked change feed items can be aggregated into a bundle. To see individual feed items, click the bundle.



A bundle is a generic feed element with a bundle capability. These are the bundle layout elements:

1. Header (`header` property of the Generic Feed Element response body)—For feed-tracked change bundles, this text is “This record was updated.”

The time below the header is the `relativeCreatedDate` property of the Generic Feed Element response body.

2. Auxiliary Body (`capabilities.bundle.changes` property of the Generic Feed Element response body)—The bundle displays the `fieldName` and the `oldValue` and `newValue` properties for the first two feed-tracked changes in the bundle. If there are more than two feed-tracked changes, the bundle displays a “Show All Updates” link.

Feed Element Visibility

The feed elements a user sees depend on how the administrator has configured feed tracking, sharing rules, and field-level security. For example, if a user doesn’t have access to a record, they don’t see updates for that record. If a user can see the parent of the feed element, the user can see the feed element. Typically, a user sees feed updates for:

- Feed elements that @mention the user (if the user can access the feed element’s parent)
- Feed elements that @mention groups the user is a member of
- Record field changes on records whose parent is a record the user can see, including User, Group, and File records
- Feed elements posted to the user
- Feed elements posted to groups the user owns or is a member of
- Feed elements for standard and custom records, for example, tasks, events, leads, accounts, files

Feed Types

There are many types of feeds. Each feed type is an algorithm that defines a collection of feed elements.

 **Important:** The algorithms, and therefore the collection of feed elements, can change between releases.

The feed types are exposed in the resources:

```
/chatter/feeds/feedType
/chatter/feeds/feedType/subjectId
```


For example, the resources for a news feed and a topics feed are:

```
/chatter/feeds/news/subjectId
/chatter/feeds/topics/subjectId
```

The feed types and their descriptions:

- **Bookmarks**—Contains all feed items saved as bookmarks by the context user.
- **Company**—Contains all feed items except feed items of type `TrackedChange`. To see the feed item, the user must have sharing access to its parent.
- **Files**—Contains all feed items that contain files posted by people or groups that the context user follows.
- **Filter**—Contains the news feed filtered to contain feed items whose parent is a specified object type.
- **Groups**—Contains all feed items from all groups the context user either owns or is a member of.
- **Home**—Contains all feed items associated with any managed topic in a community.
- **Moderation**—Contains all feed items that have been flagged for moderation. The Communities Moderation feed is available only to users with “Moderate Community Feeds” permissions.
- **Mute**—Contains all feed items that the context user muted.
- **News**—Contains all updates for people the context user follows, groups the user is a member of, and files and records the user is following. Also contains all updates for records whose parent is the context user and every feed item and comment that mentions the context user or that mentions a group the context user is a member of.
- **People**—Contains all feed items posted by all people the context user follows.
- **Record**—Contains all feed items whose parent is a specified record, which could be a group, user, object, file, or any other standard or custom object. When the record is a group, the feed also contains feed items that mention the group. When the record is a user, the feed contains only feed items on that user. You can get another user’s record feed.
- **To**—Contains all feed items with mentions of the context user, feed items the context user commented on, and feed items created by the context user that are commented on.
- **Topics**—Contains all feed items that include the specified topic.
- **UserProfile**—Contains feed items created when a user changes records that can be tracked in a feed, feed items whose parent is the user, and feed items that @mention the user. This feed is different than the news feed, which returns more feed items, including group updates. You can get another user’s user profile feed.
- **Favorites**—Contains favorites saved by the context user. Favorites are feed searches, list views, and topics.
- **Filter**—Contains the news feed filtered to contain items whose parent is a specified entity type.

Post a Feed Item Using `/chatter/feed-elements`

 **Tip:** The `/chatter/feed-elements` resource is the simplest, most efficient way to post feed items because it doesn't require you to pass a feed type. As of API version 31.0, feed items are the only feed element type you can post. To future-proof your application, use this resource because there may be other feed element types in the future.

Use this resource to post feed items:

```
POST /chatter/feed-elements
```

When you post a feed item, you create a child of a standard or custom object. Specify the parent object in the `subjectId` request parameter or in the `subjectId` property of the Feed Item Input request body.

The `parent` property of the posted feed item contains information about the parent object.

Post to your user profile

This example uses request parameters to post a text post to the context user's user profile:

```
POST /chatter/feed-elements?feedElementType=FeedItem&subjectId=me&text=Test
```

The `subjectId`, specifies the alias `me`. You can also specify the user ID of the context user.

The `parent` property of the newly posted feed item contains the User Summary response body of the context user.

Post to another user

This example uses a request body to post to another user. The `subjectId` property specifies that user's ID.

```
POST /chatter/feed-elements

{
  "feedElementType": "FeedItem",
  "subjectId": "005RR000000DmOg",
  "body" : {
    "messageSegments" : [
      {
        "type" : "Text",
        "text" : "When should we meet for release planning?"
      }
    ]
  }
}
```

The `parent` property of the newly posted feed item contains the User Summary response body of the target user.

Post to a group

This example uses a request body to post to a group. The `subjectId` property specifies the group ID.

```
POST /chatter/feed-elements

{
  "feedElementType": "FeedItem",
  "subjectId": "0F9RR0000004CPw",
  "body" : {
    "messageSegments" : [
      {
        "type" : "Text",
        "text" : "When should we meet for release planning?"
      }
    ]
  }
}
```

```

    ]
  }
}

```

The `parent` property of the newly posted feed item contains the Group response body of the specified group.

Post to a record (such as a file or an account)

This example uses a request body to mention a user on a record feed. The `subjectId` property specifies the record ID.

```


POST /chatter/feed-elements

{
  "feedElementType" : "FeedItem",
  "subjectId" : "001RR000002G4Y0",
  "body" : {
    "messageSegments" : [
      {
        "type" : "Mention",
        "id" : "005RR000000DmOg"
      },
      {
        "type" : "Text",
        "text" : " Have you checked on this account recently?"
      }
    ]
  }
}

```

The `parent` property of the new feed item depends on the record type specified. If the record type is File, the parent is the File Summary response body. If the record type is Group, the parent is a Group response body. If the record type is User, the parent is a User Summary response body. For all other record types, the parent is a Record Summary response body.

Get Feed Elements from a Feed

 **Tip:** To return a feed that includes feed elements, call these methods. As of API version 31.0, the only feed element types are feed item and bundle, but that could change in the future.

Getting feed elements from a feed is similar, but not identical, for each feed type.

To get the feed elements from the company feed, the home feed, or the moderation feed, don't specify a subject ID:

Feed Type	Resource
Company	/chatter/feeds/company/feed-elements
Home	/connect/communities/communityId/chatter/feeds/home/feed-elements
Moderation	/connect/communities/communityId/chatter/feeds/moderation/feed-elements

To get the feed elements from the favorites and filter feeds, specify a `favoriteId` or a `keyPrefix`. The `keyPrefix` indicates the object type and is the first three characters of the object ID. For these feeds, the `subjectId` must be the ID of the context user or the alias `me`.

Feed Type	Resource
Favorites	<code>/chatter/feeds/favorites/<i>subjectId</i>/<i>favoriteId</i>/feed-elements</code>
Filter	<code>/chatter/feeds/filter/<i>subjectId</i>/<i>keyPrefix</i>/feed-elements</code>

To get the feed elements from a record feed, specify a record ID.

Feed Type	Resource
Record	<code>/chatter/feeds/record/<i>recordId</i>/feed-elements</code>

 **Tip:** The *recordId* can be a record of any type that supports feeds, including group. The feed on the group page in the Salesforce UI is a record feed.

To get the feed elements from all other feed types, specify a subject ID. Replace the *feedType* to specify a different feed. For all the feed types in this table except the user profile feed and the topics feed, the *subjectId* must be the ID of the context user or the alias *me*.

Feed Type	Resource
Bookmarks, Files, Groups, Mute, News, People, To, Topics, User Profile	<code>/chatter/feeds/<i>feedType</i>/<i>subjectId</i>/feed-elements</code> For example: <code>/chatter/feeds/news/me/feed-elements</code>

SEE ALSO:

[Feeds Resource](#)

Working with Salesforce Files

Use Chatter REST API to work with Salesforce Files, which includes Salesforce Files Sync.


Use Salesforce Files to upload, store, find, follow, share, and collaborate on files in the cloud.

Use Salesforce Files Sync to securely store, sync, and share files between Chatter, the desktop, and mobile devices. Access files and folders from anywhere, and keep them instantly updated across your organization.

Resource	HTTP Methods	Tasks
<code>/chatter/feed-elements</code>	GET, POST	Post feed elements and search all feed elements in an organization.
<code>/chatter/feeds/files/me/feed-elements</code>	GET	Returns all feed elements posted with files by people or groups that the context user follows.
<code>/chatter/feeds/news/me/feed-elements</code>	GET	All feed elements from all groups the context user either owns or is a member of, as well as all files, records, and users the context user follows. Use this resource to get

Resource	HTTP Methods	Tasks
		information about feed elements and to post feed elements.
/chatter/feeds/record/recordId/feed-elements	GET	Returns the feed elements for all the records the context user is following, or all the feed elements of the specified <i>recordId</i> . Use this resource to search a feed or to get the feed elements for a specific feed, including another user's feed. To use this resource to get the feed elements for a group, specify the group ID as the <i>recordId</i> .
/chatter/feeds/user-profile/userId/feed-elements	GET	Returns feed elements created when a user changes records that can be tracked in a feed, feed elements whose parent is the user, and feed elements that mention the user. This feed is different than the news feed, which returns more feed items, including group updates. You can post feed items to the user-profile feed. You can get another user's user profile feed.
/connect/files/fileId	GET, POST, PATCH, DELETE	Get information about a specified file, including references to external files. Upload a new version of an existing file, including references to external files. Rename a file, move a file to a different folder, and delete a file.
/connect/files/fileId/content	GET	Returns the content of the file, including references to external files. The content is streamed as the body of the response.
/connect/files/fileId/file-shares	GET, POST	Returns information about the objects with which the specified file has been shared. Objects can be users, groups, or records. Can also be used to share the specified file with users.
/connect/files/fileId/file-shares/link	GET, PUT, DELETE	A description of a file shared as a link. Create, access, and delete a file's share link.
/connect/files/fileId/previews	GET, PATCH	Get information about a file's supported previews and generate a file preview.
/connect/files/fileId/previews/previewFormat	GET	Get a file preview or a specific page in a preview.
/connect/files/fileId/rendition	GET	A rendition of the file. A rendition is a binary preview of the file. The format of the binary depends on the format specified in the request.
/connect/files/batch/fileIds	GET, DELETE	Information about a list of files, specified by file IDs. Get information about a list of files and delete a list of files.
/connect/folders/folderId	GET, PATCH, DELETE	Get information about the specified folder. Move, rename, and delete a folder. Sync the root folder.

Resource	HTTP Methods	Tasks
/connect/folders/<i>folderId</i>/items	GET, POST	Get information about the contents of a folder. Add a file to a folder and create a folder. Sync the root folder.
/chatter/groups/<i>groupId</i>/files	GET	Returns information about the files posted to the specified group.
/connect/topics/<i>topicId</i>/files	GET	Returns information about the five files most recently posted to the specified topic.
/connect/files/users/<i>userId</i>	GET, POST	Upload a file, including references to external files, to the Files home or get information about files a user owns. These files don't include files shared with a user, files a user follows, or general organization files.
/connect/files/users/me/filter/groups	GET	Returns information about files posted to groups that the specified user is a member of.
/connect/files/users/me/filter/shared-with-me	GET	Returns information about files that have been shared with the specified user.

 **Note:** You can replace the alias `me` with the user ID of the context user.

CHAPTER 4 Chatter REST API Examples

Use Chatter REST API examples to perform tasks.

While using the Chatter REST API, keep this in mind:

- Request parameters may be included as part of the Chatter REST API resource URL, for example, `/chatter/users?q=searchtext`. A request body is a rich input which may be included as part of the request. When accessing a resource, you can use either a request body or request parameters. You cannot use both.
- With a request body, use `Content-Type: application/json` or `Content-Type: application/xml`.
- With request parameters, use `Content-Type: application/x-www-form-urlencoded`.

For more information on request bodies, see [Using POST, PATCH, or PUT for Input](#).

For examples of how to upload a binary file, see [Uploading Binary Files](#).

IN THIS SECTION:

[Filter a Response Body](#)

[Make a Request in a Community](#)

[Get My News Feed](#)

[Get Another User's Feed](#)

[Get a Group Feed](#)

[Post a Feed Item](#)

[Post a Feed Element and Include Files from Salesforce](#)

[Post a Rich-Text Feed Element](#)

[Post a Feed Element with an Inline Image](#)

[Post a Comment](#)

[Post a Comment and Include a File from Salesforce](#)

[Post a Binary File](#)

[Post an @Mention](#)

[Post Multiple @Mentions](#)

[Get a List of @Mention Proposals](#)

[Define Action Links and Post with a Feed Element](#)

[Define Action Links in a Template and Post with a Feed Element](#)

[Update the Status of an Action Link or Invoke an Action Link](#)

[Edit a Feed Post](#)

[Edit a Comment](#)

[Edit a Question Title and Post](#)
[Like a Feed Item](#)
[Like a Feed Item and Return the Total Number of Likes](#)
[Share a Feed Item](#)
[Get Feed Elements Updated Since Last Request](#)
[Get a Feed with Internal Feed Items Only](#)
[Search a Feed](#)
[Get a List of Records a User Follows](#)
[Get Chatter Activity Statistics for a User](#)
[Get Recommendations of Users to Follow](#)
[Create and Schedule Custom Recommendations with Audiences](#)
[Create a Group](#)
[Update and Crop a Group Photo](#)
[Join a Group](#)
[Request to Join a Private Group](#)
[Approve or Reject a Request to Join a Private Group](#)
[Post to a Group](#)
[Follow a Record](#)
[Stop Following a Record](#)
[Get a Record Feed](#)
[Update a User Profile](#)
[Update and Crop a User Photo](#)
[Send a Private Message](#)
[Get User Information for Multiple Users](#)
[Create a Topic Hierarchy in Communities](#)

Filter a Response Body

Resource

All

HTTP method

GET

Request parameters

`exclude`, `include`, and `filterGroup`

Use the `exclude` and `include` query parameters to filter a response body when making a request. The query value is a bar (|) delimited list of properties. URL encode the bar as %7C. Use a forward slash (/) before each property name.

Use the `filterGroup` query parameter to specify whether to return a `Big`, `Medium`, or `Small` response body. Every property in every response body is assigned one of these group sizes.

Request parameter example

This News Feed URL resource:

```
/chatter/users/me?include=/aboutMe%7C/address
```

For a detailed list of rules and examples, see [Specifying Response Sizes](#).

Returns

A filtered response body

The request parameter example above returns this for the Feed response body:

```
{
  "aboutMe": "Salesforce Administrator and Citizen Developer",
  "address": {
    "city": "San Francisco",
    "country": "US",
    "formattedAddress": "1 Market St\nSan Francisco, CA 94105\nUS",
    "state": "CA",
    "street": "1 Market St",
    "zip": "94105"
  }
}
```

Make a Request in a Community

Resource

A resource supports Communities unless the documentation states that it doesn't.

HTTP method

Various

Example

To make a request to a specific community, prefix the resource with `/connect/communities/communityId`. For example, this resource gets the feed items from a news feed in a specific community:

```
/connect/communities/communityId/chatter/feeds/news/me/feed-elements
```

For more information, see [Building the Chatter REST API Resource URL](#) and [Connecting to Salesforce Communities](#).

Returns

Various

Get My News Feed

Resource

```
/chatter/feeds/news/me/feed-elements
```

HTTP method

GET

Example

```
/services/data/v36.0/chatter/feeds/news/me/feed-elements
```

Returns[Feed Element Page](#)

Get Another User's Feed

Resource`/chatter/feeds/user-profile/userId/feed-elements`

or

`/chatter/feeds/record/userId/feed-elements`**HTTP method**

GET

Example

```
/services/data/v36.0/chatter/feeds/user-profile/005R0000000HwMA/feed-elements
```

or

```
/services/data/v36.0/chatter/feeds/record/005R0000000HwMA/feed-elements
```

Returns[Feed Element Page](#)

SEE ALSO:

[User Profile Feed Resources](#)[Record Feed Resource](#)

Get a Group Feed

Resource`/chatter/feeds/record/recordId/feed-elements`Substitute **recordId** with the group ID.**HTTP method**

GET

Example

```
/services/data/v36.0/chatter/feeds/record/0F9D00000000I40/feed-elements
```

Returns[Feed Element Page](#)

Post a Feed Item

Resource`/chatter/feed-elements`

HTTP method

POST

Request body[Feed Item Input](#)**Request parameters**

feedElementType, subjectId, text

Request body exampleIn the `subjectId`, specify the user, group, or record that will parent the feed item.

```
{
  "body" : {
    "messageSegments" : [
      {
        "type" : "Text",
        "text" : "When should we meet for release planning? "
      },
      {
        "type" : "Mention",
        "id" : "005D000000016Qxp"
      }
    ]
  },
  "feedElementType" : "FeedItem",
  "subjectId" : "0F9B000000000W2"
}
```

Request parameter example

```
/services/data/v36.0/chatter/feed-elements?feedElementType=FeedItem&subjectId=0F9B000000000W2&text=New+post
```

Returns[Feed Item](#)

Post a Feed Element and Include Files from Salesforce

This example posts a feed element with more than one file, all of which have been uploaded to Salesforce.

Important: In version 36.0 and later, you can't create a feed post and upload a binary file in the same request. Upload files to Salesforce first, and then use the file IDs to attach one or more files to a feed post.

Resource[/chatter/feed-elements](#)**HTTP method**

POST

Request body[Feed Item Input](#)**Request body example**

```
{
  "body": {
    "messageSegments": [
      {
```

```

        "type": "Text",
        "text": "Please take a look at these files."
    }
  ]
},
"capabilities": {
  "files": {
    "items": [
      { "id": "069D00000001IOh" },
      { "id": "069D00000002IOg" }
    ]
  }
},
"subjectId": "me",
"feedElementType": "FeedItem"
}

```

Returns[Feed Item](#)

Post a Rich-Text Feed Element

This example posts a feed element that includes two paragraphs and an extra line break between them.

Resource[/chatter/feed-elements](#)**HTTP method**

POST

Request body[Feed Item Input](#)**Request body example**

```

{
  "body": {
    "messageSegments": [
      {
        "markupType": "Paragraph",
        "type": "MarkupBegin"
      },
      {
        "text": "First line of text.",
        "type": "Text"
      },
      {
        "markupType": "Paragraph",
        "type": "MarkupEnd"
      },
      {
        "markupType": "Paragraph",
        "type": "MarkupBegin"
      },
      {

```

```

        "text" : "&nbsp;",
        "type" : "Text"
    },
    {
        "markupType" : "Paragraph",
        "type" : "MarkupEnd"
    },
    {
        "markupType" : "Paragraph",
        "type" : "MarkupBegin"
    },
    {
        "text" : "Second line of text.",
        "type" : "Text"
    },
    {
        "markupType" : "Paragraph",
        "type" : "MarkupEnd"
    }
]
},
"subjectId":"me",
"feedElementType":"FeedItem"
}

```

Returns[Feed Item](#)

Post a Feed Element with an Inline Image

This example posts a feed element with an inline image that has been uploaded to Salesforce. To upload a new file, see [Uploading Binary Files](#).

Resource[/chatter/feed-elements](#)**HTTP method**

POST

Request body[Feed Item Input](#)**Request body example**

```

{
  "body":{
    "messageSegments":[
      {
        "type":"Text",
        "text":"Please take a look at this file."
      },
      {
        "type":"InlineImage",
        "fileId":"069xx000000000QO",
        "altText":"API Spec"
      }
    ]
  }
}

```

```

    },
    {
      "type": "Text",
      "text": "And this one."
    },
    {
      "type": "InlineImage",
      "fileId": "069xx000000000QT",
      "altText": "REST API Spec"
    }
  ]
},
"subjectId": "me",
"feedElementType": "FeedItem"
}

```

Returns[Feed Item](#)

Post a Comment

Resource</chatter/feed-elements/{feedElementId}/capabilities/comments/items>**HTTP method**

POST

Request body[Comment Input](#)**Request parameter**

text

Request body example

```

{
  "body": {
    "messageSegments": [
      {
        "type": "Text",
        "text": "New comment"
      }
    ]
  }
}

```

Request parameter example</services/data/v36.0/chatter/feed-elements/{feedElementId}/capabilities/comments/items?text=New+comment>**Returns**[Comment](#)

Post a Comment and Include a File from Salesforce

This example posts a comment with a file that has already been uploaded to Salesforce. To upload a new file, see [Uploading Binary Files](#).

Resource

[/chatter/feed-elements/*feedElementId*/capabilities/comments/items](#)

HTTP method

POST

Request body

[Comment Input](#)

Request parameter

text

Request body example

```
{
  "body": {
    "messageSegments": [
      {
        "type": "Text",
        "text": "Please take a look at this file."
      }
    ]
  },
  "capabilities": {
    "content": {
      "contentDocumentId": "069D00000001pyS"
    }
  }
}
```

Returns

[Comment](#)

Post a Binary File

For detailed information about uploading and posting binary files, see [Using Chatter REST API Inputs](#), which includes examples for:

- [Post a comment with a binary file](#)
- [Post a batch of comments with binary files](#)
- [Upload and crop a user photo](#)
- [Upload a binary file to the Files home](#)

! **Important:** In version 36.0 and later, you can't create a feed post and upload a binary file in the same request. Upload files to Salesforce first, and then use the file IDs to attach one or more files to a feed post.

- [Post a feed element with a binary file](#) (version 35.0 and earlier)
- [Post a batch of feed elements with binary files](#) (version 35.0 and earlier)

Post an @Mention

Resource

To post a feed item with a mention, use [/chatter/feed-elements](#)

To post a comment with a mention, use

[/chatter/feed-elements/**feedElementId**/capabilities/comments/items](#).

HTTP method

POST

Request body

For a feed item, use [Feed Item Input](#)

For a comment, use [Comment Input](#)

For either input, use the [Message Segment Input: Mention](#)

Request body example

This example is for a feed item:

```
{
  "body" : {
    "messageSegments" : [
      {
        "type" : "Text",
        "text" : "When should we meet for release planning? "
      },
      {
        "type" : "Mention",
        "id" : "005T0000000mzCy"
      }
    ]
  },
  "feedElementType" : "FeedItem",
  "subjectId" : "005D00000016Qxp"
}
```

This example is for a comment:

```
{ "body" :
  {
    "messageSegments" : [
      {
        "type": "mention",
        "id" : "005D0000001GpHp"
      },
      {
        "type": "text",
        "text" : " Did you see the new plans?"
      }
    ]
  }
}
```



Note: Include a space in the text message segment because spaces aren't added automatically before or after a mention.

Returns[Feed Item](#)[Comment](#)

Post Multiple @Mentions

Resource

To post a feed item with up to 25 mentions, use [/chatter/feed-elements](#)

To post a comment with up to 25 mentions, use

[/chatter/feed-elements/*feedElementId*/capabilities/comments/items](#).

HTTP method

POST

Request body

For a feed item, use [Feed Item Input](#)

For a comment, use [Comment Input](#)

For either input, use the [Message Segment Input: Mention](#)

Request body example

This example is for a feed item:

```

{
  "body" : {
    "messageSegments" : [
      {
        "type" : "Text",
        "text" : "When should we meet for release planning? "
      },
      {
        "type" : "Mention",
        "id" : "005T0000000mzCy"
      },
      {
        "type" : "Text",
        "text" : " "
      },
      {
        "type" : "Mention",
        "id" : "005B0000000Ek1S"
      }
    ]
  },
  "feedElementType" : "FeedItem",
  "subjectId" : "005D000000016Qxp"
}

```

This example is for a comment:

```

{ "body" :
  {
    "messageSegments" : [

```

```

    {
      "type": "mention",
      "id": "005D0000001LL8YIAW"
    },
    {
      "type": "Text",
      "text": " "
    },
    {
      "type": "mention",
      "id": "005D0000001LL8sIAG"
    },
    {
      "type": "text",
      "text": " Did you see the new plans?"
    }
  ]
}

```

 **Note:** Include spaces where you need them because spaces aren't added automatically before or after a mention.

Returns

[Feed Item](#)

[Comment](#)

Get a List of @Mention Proposals

Resource

Use the Mentions Completions resource to get a list of mention proposals: </chatter/mentions/completions>. Use the Mentions Validations resource to determine which of those proposals are valid for the context user:

</chatter/mentions/validations>.

HTTP method

GET

Request parameters

contextId, page, pageSize, q, type

Returns

[Mention Completion Page](#)

[Mention Validations](#)

Define Action Links and Post with a Feed Element

Step 1: Define the Action Link Group

Just like radio buttons, action links must be nested in a group. Action links within a group share the properties of the group and are mutually exclusive (you can click on only one action link within a group). Even if you define only one action link, it must be part of an action link group.

Think of an action link as a button on a feed item. Like a button, an action link includes a label (`labelKey`). An action link definition also includes other properties like a URL (`actionUrl`), an HTTP method (`method`), and an optional request body (`requestBody`) and HTTP headers (`headers`).

When a user clicks this action link, an HTTP POST request is made to a Chatter REST API resource, which posts a feed item to Chatter. The `requestBody` property holds the request body for the `actionUrl` resource, including the text of the new feed item. In this example, the new feed item includes only text, but it could include other capabilities such as a file attachment, a poll, or even action links.

Resource

[/connect/action-link-group-definitions](#)

HTTP method

POST

Request body

[Action Link Group Definition Input](#)

This request body includes an `actionLinks` property that holds a collection of [Action Link Definition Input](#) request bodies. This example has one action link.

Request body example

```
POST /services/data/v36.0/connect/action-link-group-definitions
{
  "executionsAllowed": "OncePerUser",
  "expirationDate": "2015-05-20T19:32:10+0000",
  "category": "Primary",
  "actionLinks": [
    {
      "actionType": "Api",
      "actionUrl": "/services/data/v36.0/chatter/feed-elements",
      "labelKey": "Post",
      "method": "HttpPost",
      "requiresConfirmation": "false",
      "requestBody": "{\"subjectId\": \"me\", \"feedElementType\": \"FeedItem\", \"body\": {\"messageSegments\": [{\"type\": \"Text\", \"text\": \"This post was created via an API action link.\"}]}}\",
      "headers": [
        {
          "name": "Content-Type",
          "value": "application/json"
        },
        {
          "name": "Authorization",
          "value": "OAuth 00DD00000007WNP!ARsAQHhIdgwbihG7e8ga"
        }
      ]
    }
  ]
}
```

Request example using cURL

To use [cURL](#) to make the request, enter the following and substitute your Developer Edition instance name, and OAuth information.

```
curl -H "X-PrettyPrint: 1" -H "Content-Type: application/json"
-d '{ "executionsAllowed": "OncePerUser", "expirationDate": "2015-09-20T19:32:10+0000",
"category": "Primary",
"actionLinks": [ { "actionType": "Api",
"actionUrl": "/services/data/v36.0/chatter/feed-elements",
"groupDefault": "true", "labelKey": "Post", "method": "HttpPost",
"requiresConfirmation": "true",
"requestBody": "{ \"subjectId\": \"me\", \"feedElementType\": \"FeedItem\", \"body\":
{ \"messageSegments\": [ { \"type\": \"Text\", \"text\": \"This is a test post created via
an API action link.\" } ] } }",
"headers": [ { "name": "Content-Type", "value": "application/json" }, {
"name": "Authorization", "value": "OAuth 00DD00000007WNP!ARsAQHhIdgwbihG7e8ga" } ] } }'
-X POST "https://instance_name/services/data/v36.0/connect/action-link-group-definitions"
-H 'Authorization: OAuth 00DRR0000000N0g!RwApj9406yOD.1FjB9LqMk' --insecure
```

Response body

[Action Link Group Definition](#)

Step 2: Associate the Action Link Group with a Feed Item and Post It

You can associate up to 10 action link groups with a feed element.

Resource

[/chatter/feed-elements](#)

HTTP method

POST

Request body

[Feed Item Input](#)

Request body example

Grab the action link group ID from the `id` property of the Action Link Group Definition response from step 1.

```
POST /services/data/v36.0/chatter/feed-elements

{
  "body": {
    "messageSegments": [
      {
        "type": "Text",
        "text": "Click to post a feed item."
      }
    ]
  },
  "subjectId": "me",
  "feedElementType": "feedItem",
  "capabilities": {
    "associatedActions": {
      "actionLinkGroupIds": ["0AgRR0000004CTr0AM"]
    }
  }
}
```

```
}
}
```

Request example using cURL

To use [cURL](#) to make the request, enter the following and substitute the action link group ID returned in step 1, your Developer Edition instance name, and your OAuth information.

```
curl -H "X-PrettyPrint: 1" -H "Content-Type: application/json" -d '{ "body": {
  "messageSegments":
  [ { "type": "Text", "text": "Click to post a feed item." } ] }, "subjectId": "me",
  "feedElementType": "feedItem", "capabilities":
  { "associatedActions": { "actionLinkGroupIds": ["0AgRR0000004CTr0AM"] } } }'
-X POST "https://instance_name/services/data/v36.0/chatter/feed-elements"
-H 'Authorization: OAuth OoARoAQETAKEIddnMwXh462dprYAgRWaPj9406yOD' --insecure
```

Response body

[Feed Item](#)

SEE ALSO:

[Working with Action Links](#)

[Action Link Templates](#)

[Action Link Group Definitions](#)

[Feed Elements, Post and Search](#)

[Define Action Links in a Template and Post with a Feed Element](#)

[Define Action Links in a Template and Post with a Feed Element](#)

Define Action Links in a Template and Post with a Feed Element

Step 1: Create the Action Link Templates

Just like radio buttons, action links must be nested in a group. Action links within a group share the properties of the group and are mutually exclusive (you can click on only one action link within a group). Even if you define only one action link, it must be part of an action link group. The same is true for action link templates and action link group templates.

This example uses one action link in an action link group. When a user clicks the action link, an HTTP POST request is made to a Chatter REST API resource, which posts a feed item to Chatter. The `HTTP Request Body` field holds the request body for the `Action URL` resource, including the text of the new feed item. In this example, the new feed item includes only text, but it could include other capabilities such as a file attachment, a poll, or even action links.

1. From Setup, enter *Action Link Templates* in the `Quick Find` box, then select **Action Link Templates**.
2. Use these values in a new Action Link Group Template:

Field	Value
Name	Doc Example
Developer Name	Doc_Example
Category	Primary action

Field	Value
Executions Allowed	Once per User

3. Use these values in a new Action Link Template:

Field	Value
Action Link Group Template	Doc Example
Action Type	Api
Action URL	/services/data/{!Bindings.ApiVersion}/chatter/feed-elements
User Visibility	Everyone can see
HTTP Request Body	{ "subjectId": "{!Bindings.SubjectId}", "feedElementType": "FeedItem", "body": { "messageSegments": [{ "type": "Text", "text": "{!Bindings.Text}" }] } }
HTTP Headers	Content-Type: application/json
Position	0
Label Key	Post
HTTP Method	POST

4. Go back to the Action Link Group Template and select `Published`. Click **Save**.
Make a note of the Action Link Group Template ID and skip to Step 3.

Step 2: Get the Action Link Group Template ID

If you have access to the action link group template in Setup, you can get the Action Link Group Template ID and skip to Step 3.

Resource

```
/services/data/v33.0/query
```

HTTP method

GET

Request parameters

q—A SOQL query string.

Request parameters example

```
GET
/services/data/v36.0/query?q=SELECT+id+FROM+ActionLinkGroupTemplate+WHERE+DeveloperName='Doc_Example'
```


cURL example

```
curl
https://na1.salesforce.com/services/data/v36.0/query?q=SELECT+id+FROM+ActionLinkGroupTemplate+
WHERE+DeveloperName='Doc_Example' -H "Authorization: Bearer token"
```

Response body

An array of query result records.

```
{
  "totalSize":1,
  "done":true,
  "records":[
    {
      "attributes":{
        "type":"ActionLinkGroupTemplate",

"url":"/services/data/v36.0/subjects/ActionLinkGroupTemplate/07gD00000004CEhIAM"
      },
      "Id":"07gD00000004CEhIAM"
    }
  ]
}
```

Step 3: Instantiate the Action Link Group

Resource

[/connect/action-link-group-definitions](#)

HTTP method

POST

Request body

[Action Link Group Definition Input](#)

Request body example

```
POST /services/data/v36.0/connect/action-link-group-definitions
{
  "templateId":"07gD00000004CEhIAM",
  "templateBindings" : [
    {
      "key":"ApiVersion",
      "value":"v33.0"
    },
    {
      "key":"Text",
      "value":"This post was created by an API Action Link!"
    },
    {
      "key":"SubjectId",
      "value":"me"
    }
  ]
}
```

Request example using cURL

To use [cURL](#) to make the request, enter the following and substitute your Developer Edition instance name, and OAuth information.

```
curl -H "X-PrettyPrint: 1" -H "Content-Type: application/json" -d '{
  "templateId": "07gD00000004CEhIAM",
  "templateBindings" : [ { "key": "ApiVersion", "value": "v36.0" },
  { "key": "Text", "value": "This post was created by an API Action Link!" }, {
  "key": "SubjectId", "value": "me" } ] }'
-X POST
"https://instance_name/services/data/v36.0/connect/action-link-group-definitions"
-H 'Authorization: OAuth 00DRR000000N0g!RwAPj9406yOD.1fjB9LqMk' --insecure
```

Response body

[Action Link Group Definition](#)

Step 4: Associate the Action Link Group with a Feed Element and Post It

You can associate up to 10 action link groups with a feed element.

Resource

[/chatter/feed-elements](#)

HTTP method

POST

Request body

[Feed Item Input](#)

Request body example

Grab the action link group ID from the `id` property of the Action Link Group Definition response from step 3.

```
POST /services/data/v36.0/chatter/feed-elements

{
  "body": {
    "messageSegments": [
      {
        "type": "Text",
        "text": "Click to post a feed item."
      }
    ]
  },
  "subjectId": "me",
  "feedElementType": "feedItem",
  "capabilities": {
    "associatedActions": {
      "actionLinkGroupIds": ["0AgRR0000004CTr0AM"]
    }
  }
}
```

Request example using cURL

To use [cURL](#) to make the request, enter the following and substitute the action link group ID returned in step 2, your Developer Edition instance name, and your OAuth information.

```
curl -H "X-PrettyPrint: 1" -H "Content-Type: application/json" -d '{ "body": {
  "messageSegments": [ { "type": "Text", "text": "Click to post a feed item." } ] },
  "subjectId": "me", "feedElementType": "feedItem", "capabilities": { "associatedActions":
    { "actionLinkGroupIds": ["0AgRR0000004CTr0AM"] } } }' -X POST
  "https://instance_name/services/data/v36.0/chatter/feed-elements" -H 'Authorization:
  OAuth OARoAQETAKEIddnMWXh462dprYAgRWaPj9406yOD' --insecure
```

Response body

[Feed Item](#)

SEE ALSO:

[Action Link Group Definitions](#)

[Feed Elements, Post and Search](#)

[Action Link Templates](#)

[Working with Action Links](#)

[Define Action Links and Post with a Feed Element](#)

Update the Status of an Action Link or Invoke an Action Link

Usage

Use this resource to update the `status` property of an action link. To invoke an `Api` or an `ApiAsync` action link, set the status to `PendingStatus`. The `status` of the action link in combination with the `labelKey` property of the Action Link Definition Input determines the text that displays in the UI.

Different types of action links have different `status` workflows:

Api

To invoke an `Api` action link from an app, make a PATCH request to mark the link `PendingStatus`. Salesforce handles the call out to the `actionUrl` that was provided in the Action Link Definition Input. For an `Api` action link, Salesforce sets the `status` to `SuccessfulStatus` or `FailedStatus` based on the HTTP status code returned by your server.

ApiAsync

To invoke this action from an app, make a PATCH request to mark the link `PendingStatus`. Salesforce handles the call out to the `actionUrl` that was provided in the Action Link Definition Input. For an `ApiAsync` action link, the callout starts an asynchronous operation on your server. Salesforce sets `status` to `PendingStatus` unless the call returned an error status code, in which case it sets `status` to `FailedStatus`. When your server has finished the asynchronous processing it should call back and PATCH the action link to `SuccessfulStatus` or `FailedStatus`.

Download and Ui

Direct the user to download or visit the UI from the link in the `actionUrl` of the Platform Action response body. Your application must decide when to make a PATCH request to set `status` to `SuccessfulStatus` or `FailedStatus`.



Note: You can't PATCH the `status` of an action link:

- Back to `NewStatus` from a different `status`.
- From a terminal `status` (`FailedStatus` or `SuccessfulStatus`) to `NewStatus` or `PendingStatus`.
- When the action link belongs to an action link group whose `executionsAllowed` property is `Unlimited`.

- For an `Api` or `ApiAsync` action link whose `executionsAllowed` property is `Once`, when a user PATCHes the status to `PendingStatus` for the first time, the callout is made to the action link. If the same user PATCHes it to `PendingStatus` again, Salesforce returns the current action link information. However, if another user PATCHes the status to `PendingStatus`, Salesforce throws an error. In both cases, the callout to the action link is not resent.

Resource

[/connect/action-links/*actionLinkId*](#)

HTTP method

PATCH

Request body

[Action Link Input](#)

Request parameter

status

Request body example

```
{ "status": "SuccessfulStatus" }
```

Request parameter example

```
/services/data/v36.0/connect/action-links/actionLinkId?status=SuccessfulStatus
```

Returns

[Platform Action](#)

Edit a Feed Post

Resource

[/chatter/feed-elements/*feedElementId*](#)

HTTP method

PATCH

Request body

[Feed Item Input](#)

The `body` property of the Feed Item Input request body can be edited.

Request body example

```
{
  "body": {
    "messageSegments": [
      {
        "type": "Text",
        "text": "Check out the latest API documentation on developer.salesforce.com."
      }
    ]
  }
}
```

Returns

[Feed Item](#)

Edit a Comment

Resource

[/chatter/comments/*commentId*](#)

HTTP method

PATCH

Request body

[Comment Input](#)

The `body` property of the Comment Input can be edited.

Request body example

```
{  "body":{    "messageSegments":[      {        "type":"Text",        "text":"I am definitely going to check that out."      }    ]  } }
```

Returns

[Comment](#)

Edit a Question Title and Post

Resource

[/chatter/feed-elements/*feedElementId*](#)

HTTP method

PATCH

Request body

[Feed Item Input](#)

The `body` property and the `questionTitle` property can be edited.

Request body example

```
{  "body":{    "messageSegments":[      {        "type":"Text",        "text":"The latest public versions are on developer.salesforce.com."      }    ]  },  "capabilities":{    "questionAndAnswers" : {      "questionTitle" : "Where can I find API documentation"    }  } }
```

```
}
}
```

Returns[Feed Item](#)

Like a Feed Item

Resource[/chatter/feed-elements/**feedElementId**/capabilities/chatter-likes/items](/chatter/feed-elements/feedElementId/capabilities/chatter-likes/items)**HTTP method**

POST

**Note:** POST takes no request parameters nor a request body.**Example**

```
/services/data/v36.0/chatter/feed-elements/feedElementId/capabilities/chatter-likes/items
```

Returns[Like](#)

Like a Feed Item and Return the Total Number of Likes

Resource</connect/batch/>**HTTP method**

POST

Request body[Generic Batch Collection Input](#)**Request body example**

```
{
  "batchRequests" : [
    {
      "method" : "Post",
      "url" :
"/v36.0/chatter/feed-elements/feedElementId/capabilities/chatter-likes/items"
    },
    {
      "method" : "Get",
      "url" :
"/v36.0/chatter/feed-elements/feedElementId/capabilities/chatter-likes/items"
    }
  ],
  "haltOnError" : "false"
}
```

Returns[Batch Results](#)

Share a Feed Item

Resource

[/chatter/feed-elements](#)

HTTP method

POST

Request body

[Feed Item Input](#)

Request parameters

`originalFeedElementId`, `subjectId`

Request body example

```
{
  "originalFeedElementId": "0D5D0000000DaZBKA0",
  "subjectId": "me"}
```

Request parameter example

```
/services/data/v36.0/chatter/feed-elements?originalFeedElementId=0D5D0000000DaZBKA0&subjectId=me
```

Returns

[Feed Item](#)

Get Feed Elements Updated Since Last Request

Resource

To get feed elements that were updated since the last call to a feeds resource, make a request to the value of the `updatesUrl` property of the Feed Element Page response body. Feed elements that are updated in the same second as the request aren't returned.

These feeds return an `updatesUrl` property:

- Company—[/chatter/feeds/company/feed-elements](#)
- Files—[/chatter/feeds/files/me/feed-elements](#)
- Filter—[/chatter/feeds/filter/me/**filterId**/feed-elements](#)
- Groups—[/chatter/feeds/groups/me/feed-elements](#)
- News—[/chatter/feeds/news/me/feed-elements](#)
- People—[/chatter/feeds/people/me/feed-elements](#)
- Record—[/chatter/feeds/record/**recordId**/feed-elements](#)

This excerpt from the Feed Elements Page response body shows a sample value for the `updatesUrl` property:

```
{
  ...
  ..."updatesUrl" : "/services/data/v36.0/chatter/feeds
    /news/005D0000001LL8OIAW/feed-elements?updatedSince=2:1384811809000"
  ...
}
```

A feed element is considered to be updated if it was created since the last feed request, or if `sort=LastModifiedDateDesc` and a comment was added to the feed element since the last feed request. Adding likes and topics doesn't update a feed element.

HTTP method

GET

Returns[Feed Element Page](#)

Get a Feed with Internal Feed Items Only

Resource[/chatter/feeds/record/*recordId*/feed-elements](#)**HTTP method**

GET

Request parameter

showInternalOnly

Example

```
/services/data/v36.0/chatter/feeds/record/0F9D00000000I40/feed-elements?showInternalOnly=true
```

Returns[Feed Element Page](#)

Search a Feed

Resource[/chatter/feed-elements?q=*searchString*](#)

The search string can contain wildcards and must contain at least two characters that aren't wildcards.

HTTP method

GET

Request parameter

q

Request parameter example

```
/services/data/v36.0/chatter/feed-elements?q=track
```

Returns[Feed Element Page](#)

Get a List of Records a User Follows

Resource[/chatter/users/*userId*/following](#)**HTTP method**

GET

Request parameter

page (optional)

Request parameter example

```
/services/data/v36.0/chatter/users/005D0000001GLowIAB/following?page=1
```

Returns

[Subscription Page](#)

Get Chatter Activity Statistics for a User

Resource

[/chatter/users/*userId*](#)

HTTP method

GET

Example

```
/services/data/v36.0/chatter/users/005D0000001GLowIAB?include=/chatterActivity
```

Returns

[User Detail](#)

Get Recommendations of Users to Follow

Resource

[/chatter/users/me/recommendations/follow/users](#)

HTTP method

GET

Example

```
/services/data/v36.0/chatter/users/me/recommendations/follow/users
```

Returns

[Recommendations](#)

Create and Schedule Custom Recommendations with Audiences

Community managers (users with the “Create and Set Up Communities” or “Manage Communities” permission) can access, create, and delete recommendation audiences, recommendation definitions, and scheduled recommendations in their communities. Users with the “Modify All Data” permission can also access, create, and delete recommendation audiences, recommendation definitions, and scheduled recommendations.

These recommendations appear by default on the Napili community home and question detail pages and in the feed in communities in the Salesforce1 mobile browser app. They also appear anywhere community managers add recommendations using Community Builder in communities using the Summer '15 or later version of the Napili template.

Step 1: Define the Custom Recommendation

Resource

[/connect/communities/*communityId*/recommendation-definitions](#)

HTTP method

POST

Request body[Recommendation Definition Input](#)**Request body example**

```
{
  "name": "Corporate Training Project",
  "title": "Want to learn more about the Corporate Training Project?",
  "explanation": "Click this link to learn more!",
  "actionUrl": "https://www.example.com",
  "actionUrlName": "Launch"
}
```

Response body[Recommendation Definition](#)

Step 2: Add an Image to the Custom Recommendation

This example adds an image file that has been uploaded to Salesforce. To upload a new image file, see [Uploading Binary Files](#).

Resource[/connect/recommendation-definitions/*recommendationDefinitionId*/photo](/connect/recommendation-definitions/<i>recommendationDefinitionId</i>/photo)

Use the *recommendationDefinitionId* returned in the Recommendation Definition response body in Step 1.

HTTP method

PUT

Request body[Photo Input](#)**Request body example**

```
{
  "cropSize" : "120",
  "cropX" : "0",
  "cropY" : "0",
  "fileId" : "069D00000001IOh"
}
```

Response body[Photo](#)

Step 3: Create a Recommendation Audience

Resource[/connect/communities/*communityId*/recommendation-audiences](/connect/communities/<i>communityId</i>/recommendation-audiences)**HTTP method**

POST

Request body[Recommendation Audience Input](#)

Request body example

```
{
  "name" : "Custom App Users"
}
```

Response body[Recommendation Audience](#)

Step 4: Add Members to the Recommendation Audience

Resource

[/connect/communities/*communityId*/recommendation-audiences/*recommendationAudienceId*](/connect/communities/<i>communityId</i>/recommendation-audiences/<i>recommendationAudienceId</i>)

Use the *recommendationAudienceId* returned in the Recommendation Audience response body in Step 3.

HTTP method

PATCH

Request body[Recommendation Audience Input](#)**Request body example**

```
{
  "criteria" : {
    "memberOperationType" : "Add",
    "members" : {
      "userIds" : [
        "005B0000000Ge16",
        "005D0000001GpHp"
      ]
    },
    "type" : "CustomList"
  }
}
```

Response body[Recommendation Audience](#)

Step 5: Schedule the Custom Recommendation with the Audience

Resource

[/connect/communities/*communityId*/scheduled-recommendations](/connect/communities/<i>communityId</i>/scheduled-recommendations)

HTTP method

POST

Request body[Scheduled Recommendation Input](#)**Request body example**

```
{
  "recommendationDefinitionId" : "0RDD00000004CEhOAM",
```

```
  "recommendationAudienceId": "02JD00000008SfdMAE"  
}
```

Response body[Scheduled Recommendation](#)

Create a Group

Resource[/chatter/groups](#)**HTTP method**

POST

Request body[Group Input](#)**Request parameters (required)**

name, visibility

Request body example

```
{  
  "name" : "Chatter API",  
  "visibility" : "PublicAccess"  
}
```

Request parameter example

```
/services/data/v36.0/chatter/groups?name=Chatter+API&visibility=PublicAccess
```

Returns[Group Detail](#)

Update and Crop a Group Photo

This example crops an existing photo (a photo that has already been uploaded). You can also upload and crop a photo. To upload a new photo, use a multipart/form-data request. See [Uploading Binary Files](#).

Resource[/chatter/groups/*groupId*/photo](#)**HTTP method**

POST

Request body[Photo Input](#)**Request parameters**

cropSize, cropX, cropY, fileId

Request body example

```
{  
  "cropSize" : "240",  
  "cropX" : "20",  
  "cropY" : "20",  
}
```

```
  "fileId" : "069D00000001IOh"
}
```

Request parameter example

```
/services/data/v36.0/chatter/groups/0F9300000008ORJ
/photo?cropSize=240&cropX=20&cropY=20&fileId=069D00000001IOh
```

Returns

[Photo](#)

SEE ALSO:

[Update and Crop a User Photo](#)

Join a Group

Resource

[/chatter/groups/*groupId*/members](#)

HTTP method

POST

Request body

[Group Member Input](#)

Request parameter

userId

Request body example

```
{"userId": "005D00000001GpHp" }
```

Request parameter example

```
/services/data/v36.0/chatter/groups/0F9D000000006bOKAQ
/members?userId=005D00000001GpHp
```

Returns

[Group Member](#)

Request to Join a Private Group

Resource

[/chatter/groups/*groupId*/members/requests](#)

HTTP method

POST

Example

```
/services/data/v36.0/chatter/groups/0F9D000000006bOKAQ/members/requests
```

Returns

[Group Membership Request](#)

Approve or Reject a Request to Join a Private Group

Resource

[/chatter/group-memberships-requests/*requestId*](#)

HTTP method

PATCH

Request body

[Group Membership Request Update](#)

Request parameters

status and responseMessage

The responseMessage parameter is used only if the value of status is Declined.

Request body example

```
{ "status " : "Accepted" }
```

Request parameter example

```
/services/data/v36.0/chatter/group-membership-requests  
/0I5D000000002fwKAA?status=Accepted
```

Returns

[Group Membership Request](#)

Post to a Group

Resource

[/chatter/feed-elements](#)

HTTP method

POST

Request body

[Feed Item Input](#)

Request parameters

feedElementType, subjectId, text

Request body example

Specify the group in the subjectId.

```
{  
  "body" : {  
    "messageSegments" : [  
      {  
        "type" : "Text",  
        "text" : "When should we meet for release planning?"  
      },  
      {  
        "type" : "Mention",  
        "id" : "005D00000016Qxp"  
      }  
    ]  
  },  
}
```

```
"feedElementType" : "FeedItem",
"subjectId" : "0F9B000000000W2"
}
```

Request parameter example

```
/services/data/v36.0/chatter
/feed-elements?feedElementType=FeedItem&subjectId=0F9B000000000W2&text=New+post
```

Returns[Feed Item](#)

Follow a Record

Resource[/chatter/users/me/following](#)**HTTP method**

POST

Request body[Following Input](#)**Request parameter**

subjectId

The `subjectId` is the ID of the item you want to follow. In versions 29.0 and above, the `subjectId` can be a topic ID.

Request body example

```
{ "subjectId" : "001D000000Iyu2p" }
```

Request parameter example

```
/services/data/v36.0/chatter/users/me/following?subjectId=001D000000Iyu2p
```

Returns[Subscription](#)

Stop Following a Record

Resource[/chatter/subscriptions/*subscriptionId*](#)**HTTP method**

DELETE

Example

```
/services/data/v36.0/chatter/subscriptions/0E8D0000001JkFKAU
```

Returns[204: Successful Delete](#)

A complete structured response body is not returned, just a return code.

Get a Record Feed

Resource

[/chatter/feeds/record/**recordId**/feed-elements](#)

HTTP method

GET

Example

```
/services/data/v36.0/chatter/feeds/record/005x0000001oXx9AAE  
/feed-elements
```

Returns

[Feed Element Page](#)

Update a User Profile

Resource

[/chatter/users/**userId**](#)

HTTP method

PATCH

Request body

[User Input](#)

Request parameter

aboutMe

Request body example

```
{  "aboutMe": "Writer at Salesforce"}
```

Request parameter example

```
/services/data/v36.0/chatter/users/me?aboutMe=Writer+at+Salesforce
```

Returns

[User Detail](#)

Update and Crop a User Photo

This example crops an existing photo (a photo that has already been uploaded). You can also upload and crop a photo. To upload a new photo, use a multipart/form-data request. See [Uploading Binary Files](#).

Resource

[/connect/user-profiles/**userId**/photo](#)

HTTP method

POST

Request body

[Photo Input](#)

Request parameters

cropSize, cropX, cropY, fileId

Request body example

```
{  "cropSize" : "240",  "cropX" : "20",  "cropY" : "20",  "fileId" : "069D00000001IOh"}
```

Request parameter example

```
/services/data/v36.0/connect/user-profiles/me/photo?cropSize=240&cropX=20&cropY=20&fileId=069D00000001IOh
```

Returns

[Photo](#)

SEE ALSO:

[Update and Crop a Group Photo](#)

Send a Private Message

Resource

[/chatter/users/me/messages/](#)

HTTP method

POST

Request body

[User Message](#)

Request parameter

recipients OR inReplyTo

text

Request body example

```
{  "body" : "Are we ready for next week's customer meeting?",  "recipients" : ["005D0000001GOYpIAO", "005D0000001GbdHIAS"]}
```

Request parameter example

```
/services/data/v36.0/chatter/users/me/messages?recipients=005D0000001GOYpIAO,005D0000001GbdHIAS&text=Are+we+ready+for+next+week's+customer+meeting?
```

Returns

[Message](#)

Get User Information for Multiple Users

Resource

`/chatter/users/batch/user_list` where *user_list* is a list of user Ids. Your app may need to call Chatter REST API twice: once to get the feed items and user Ids, the second time to call this resource with the list of user Ids.

HTTP method

GET

Example

```
/services/data/v36.0/chatter/users
/batch/005D0000001K16xIAC,005D0000005J3D4HVB, . . .
```

Returns

[Batch Results](#)

Create a Topic Hierarchy in Communities

Example 1: Create a Hierarchy with Managed Topics

Step 1: Identify or Create the Parent Topic

The parent topic must be a navigational managed topic.

Resource

`/connect/communities/communityId/managed-topics`

HTTP method

GET to retrieve a list of navigational managed topics to identify the parent topic.

POST to create a parent topic. Community managers (users with the “Create and Set Up Communities” or “Manage Communities” permission) can create managed topics.

Response body for GET

[Managed Topic Collection](#)

Make a note of the ID of the navigational managed topic you want to be the parent topic. It has a prefix of 0mt.

Request body for POST

[Managed Topic Input](#)

Request body example for POST

```
{
  "name": "Parent Topic",
  "managedTopicType": "Navigational"
}
```

Response body for POST

[Managed Topic](#)

Make a note of the ID of the parent topic you created. It has a prefix of 0mt.

Step 2: Create the Child Topic and Link to the Parent in a Hierarchy

In this step, create a managed child topic and link it to its parent in one step.

Resource

[/connect/communities/*communityId*/managed-topics](#)

HTTP method

POST

Community managers (users with the “Create and Set Up Communities” or “Manage Communities” permission) can create managed topics.

Request body

[Managed Topic Input](#)

Request body example

Use the navigational managed topic ID from Step 1 as the *parentId*.

```
{
  "name": "Child Topic",
  "managedTopicType": "Navigational",
  "parentId": "0mtR000000001KLIAY"
}
```

Response body for POST

[Managed Topic](#)

See the Hierarchy

By default, the managed topic response body shows only the top level of a hierarchy. You can have up to three levels in your topic hierarchy. To see all the levels, use this resource and these parameters:

```
/connect/communities/communityId/managed-topics?depth=3&managedTopicType=Navigational
```

Example 2: Create a Hierarchy with Managed and Standard Topics

It's also possible to use a standard topic, instead of a managed topic, to be the child topic, but this requires an additional step.

Step 1: Identify or Create the Parent Topic

The parent topic must be a navigational managed topic.

Resource

[/connect/communities/*communityId*/managed-topics](#)

HTTP method

GET to retrieve a list of navigational managed topics to identify the parent topic.

POST to create a parent topic. Community managers (users with the “Create and Set Up Communities” or “Manage Communities” permission) can create managed topics.

Response body for GET

[Managed Topic Collection](#)

Make a note of the ID of the navigational managed topic you want to be the parent topic. It has a prefix of *0mt*.

Request body for POST

[Managed Topic Input](#)

Request body example for POST

```
{
  "name": "Parent Topic",
  "managedTopicType": "Navigational"
}
```

Response body for POST

[Managed Topic](#)

Make a note of the ID of the parent topic you created. It has a prefix of 0mt.

Step 2: Identify or Create the Child Topic

In this example, identify or create a standard topic, instead of a managed topic, to be the child topic.

Resource

[/connect/communities/*communityId*/topics](/connect/communities/<i>communityId</i>/topics)

HTTP method

GET to retrieve a list of topics to identify the child topic.

POST to create a child topic. Users with the “Create Topics” permission can create topics.

Response body for GET

[Topic Collection](#)

Make a note of the ID of the topic you want to be the child topic. It has a prefix of 0TO.

Request body for POST

[Topic Input](#)

Request body example for POST

```
{
  "description": "This topic will be a child topic of Parent Topic.",
  "name": "Child Topic"
}
```

Response body for POST

[Topic](#)

Make a note of the ID of the child topic you created. It has a prefix of 0TO.

Step 3: Link the Child and Parent Topic in a Hierarchy**Resource**

[/connect/communities/*communityId*/managed-topics](/connect/communities/<i>communityId</i>/managed-topics)

HTTP method

POST

Request body

[Managed Topic Input](#)

Request body example

Use the managed topic ID from Example 2, Step 1 as the *parentId* and the topic ID from Example 2, Step 2 as the *recordId*.

```
{
  "managedTopicType": "Navigational",
  "parentId": "0mtR000000001KLIAY",
  "recordId": "0TO000000001KLIAY"
}
```

```
"recordId": "0TOD00000000cwk"  
}
```

Response body

[Managed Topic](#)

CHAPTER 5 Chatter REST API Resources

This chapter contains the Chatter REST API resources. REST resources are sometimes called *endpoints*.

IN THIS SECTION:

[Action Links Resources](#)

An action link is a button on a feed element. Clicking an action link can take a user to a Web page, initiate a file download, or invoke an API call to Salesforce or to an external server. An action link includes a URL and an HTTP method, and can include a request body and header information, such as an OAuth token for authentication. Use action links to integrate Salesforce and third-party services into the feed so that users can take action to drive productivity and accelerate innovation.

[Announcements Resources](#)

Get the announcements for the specified parent or create an announcement. Also get information about, update, or delete an announcement.

[Async Query Resources](#)

Submit SOQL queries to be processed asynchronously and check on their status. Use async query resources to make consistent SOQL queries, no matter what size the data is or where the data is stored.

[Batch Resource](#)

Create a request body with a batch of up to 25 subrequests and send them to the server in a single request to improve your application's performance. The response bodies and HTTP statuses for each subrequest in the batch are returned within a single response body. Each subrequest counts against rate limits.

[Chatter Resource](#)

A directory of Chatter feeds, groups, and users resources.

[Comments Resources](#)

Get information about, edit, like, or delete a comment. Determine whether the context user can edit a comment.

[Communities Resources](#)

Information about the communities available to the context user, or information about a specific community.

[Communities Knowledge Resources](#)

Information about trending articles in a community.

[Communities Moderation Resources](#)

Information about whether a user has flagged a feed element, comment, or file as inappropriate. Also used to delete flags.

[Connect Resources](#)

Information about the context user's organization and settings, and information about the communities the context user is a member of.

[Dashboard Component Snapshot Resource](#)

A snapshot of a dashboard component.

Chatter REST API Resources

[Datacloud Resources](#)

Information about Datacloud resources used to purchase Data.com contacts or companies. Use the Datacloud resources to purchase Data.com contacts or companies and get information about your purchases, including how many credits are available for your use. You can also add contacts to selected companies or import contacts to your CRM.

[Environment Hub Resources](#)

Use Environment Hub resources to create new orgs and connect existing orgs to the hub.

[Feed Elements Resources](#)

Information about feed elements. Access, edit, post, search, and delete feed elements. Access a feed element's capabilities, including bundles and their feed elements.

[Feed Items Resources](#)

Information about feed items. Access, search, delete, bookmark, and like feed items. Access and post comments. Access and vote in polls. And access, add, and remove topics.

[Feeds Resources](#)

Feeds are made up of feed items. There are many feed types. Each feed type has an algorithm that determines which feed items it contains.

[Files Connect Repository Resources](#)

A files connect repository is an external content repository that's connected to Salesforce. Use these resources to get a list of repositories, to get information about a repository or a repository file, and to get the content of a repository file. Also use these resources to get information about the files and folders in a repository folder. Use these resources to get a repository's directory entries, permissions, and permission types. Also use these resources to update a repository's permissions.

[Files Resources](#)

Information about files, including content, rendered version, and sharing.

[Folders Resources](#)

Information about a folder or the contents of a folder. Modify and delete folders, add items to folders, and sync root folders.

[Forecasts Resources](#)

Get information about forecast users, managers, and the forecast hierarchy.

[Groups Resources](#)

Information about groups, such as the group's members, photo, and the groups in the organization. Create and delete a group, add members to a group, and change the group photo.

[Influence Resource](#)

List of the percentile thresholds used to categorize an organization's users by their influence in Chatter.

[Likes Resource](#)

Information about the specified like. Also used to delete a like.

[Managed Topics Resources](#)

Managed topics for a community. Get a list of managed topics. Create a managed topic hierarchy. Create, delete, or reorder managed topics in a community.

[Mentions Resources](#)

Information about users and groups that a user can mention in a feed item body or comment body. When a user or group is mentioned, they receive notification.

[Motifs Resources](#)

Returns URLs for sets of small, medium, and large motif icons. Records have different sets of motif icons depending on the record type. The motif can also include the record type's base color.

[Push Notifications Resource](#)

Send a mobile push notification to connected apps on users' devices. This resource is only accessible when the session is established with a connected app that is developed in the same organization or installed in the same package as the recipient's connected app.

[Question and Answers Suggestions Resource](#)

Get question and answers suggestions.

[Recommendation Audience Resources](#)

Target specific audiences for your custom recommendations. Use these resources to get information about, create, update, and delete recommendation audiences.

[Recommendation Definition Resources](#)

Recommendation definitions allow you to create custom recommendations that appear in communities, encouraging users to watch videos, take training and more. Use these resources to get information about, create, modify, and delete recommendation definitions. Also get information about, upload, modify, and delete recommendation definition photos.

[Records Resources](#)

Get information about the followers of a record. Add and remove topics from records.

[Scheduled Recommendations Resources](#)

Get information about, create, update, or delete scheduled recommendations.

[Subscriptions Resource](#)

Information about the specified subscription. Also used to delete a subscription, for example, to unfollow a record or a topic.

[Topics Resources](#)

List of topics for the organization, list of suggested topics for a specified string of text, feed item, or record, list of trending topics for the organization, information about a specified topic, endorsements for a specific topic, information about the files posted recently to a specified topic, information about the groups recently contributing to a specified topic, knowledgeable people for a specified topic, and list of topics related to a specified topic.

[User Profiles Resources](#)

The user profile data populates the profile page (also called the Chatter profile page). This data includes user information (such as address, manager, and phone number), some user capabilities (permissions), and a set of subtab apps, which are custom tabs on the profile page.

[Users Resources](#)

Information about the user, such as who is following the user, the user's files or recommendations. Also used for posting feed items and updating conversation status.

[Zones Resources](#)

Information about Chatter Answers zones.

Action Links Resources

An action link is a button on a feed element. Clicking an action link can take a user to a Web page, initiate a file download, or invoke an API call to Salesforce or to an external server. An action link includes a URL and an HTTP method, and can include a request body and header information, such as an OAuth token for authentication. Use action links to integrate Salesforce and third-party services into the feed so that users can take action to drive productivity and accelerate innovation.

There are two views of an action link and an action link group: the definition, and the context user's view. The definition includes potentially sensitive information, such as authentication information. The context user's view is filtered by visibility options and the values reflect the state of the context user.

Available resources:

Resource	Description
/connect/action-link-group-definitions	Create an action link group definition. To associate an action link with a feed element, first create an action link group definition. Then post a feed element with an associated actions capability.
/connect/action-link-group-definitions/<i>actionLinkId</i>	Get information about or delete an action link group definition. Deleting an action link group definition removes all references to it from feed elements. To get or delete the action link group definition, the client must be the same connected app that created the definition and the user must either be the user who created the definition or have "View all Data" permission.
/connect/action-link-groups/<i>actionLinkId</i>	Get information about an action link group including state for the context user.
/connect/action-links/<i>actionLinkId</i>	Get information about or update the <code>status</code> of an action link. The <code>status</code> of the action link in combination with the <code>labelKey</code> property of the Action Link Definition Input determines the text that displays in the UI. To trigger the API request for <code>Api</code> and <code>ApiAsync</code> action links, set the <code>status</code> to <code>PendingStatus</code> .
/connect/action-links/<i>actionLinkId</i>/diagnostic-info	Get diagnostic information returned when an action link executes. Diagnostic information is given only for users who can access the action link.

SEE ALSO:

[Working with Action Links](#)

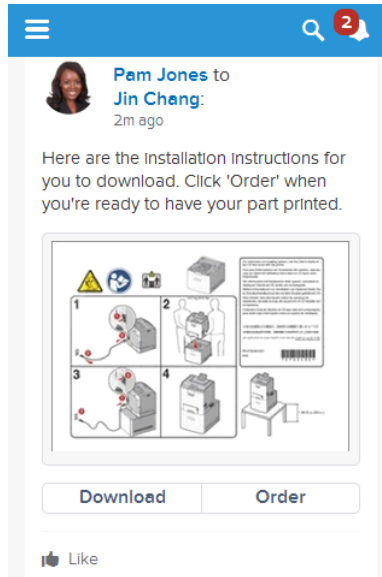
[Define Action Links and Post with a Feed Element](#)

Action Link Group Definitions

Create an action link group definition. To associate an action link with a feed element, first create an action link group definition. Then post a feed element with an associated actions capability.

All action links must belong to a group. Action links in a group are mutually exclusive and share some properties. Define stand-alone actions in their own action group.

This image shows a feed element with one action link group containing two action links, **Download** and **Order**:



Resource

```
/connect/action-link-group-definitions
```

```
/connect/communities/communityId/action-link-group-definitions
```

Available since release

33.0

Requires Chatter

No

HTTP methods

POST

The Action Link Group Definitions resource doesn't support query parameters for POST. You must use an Action Link Group Definition Input request body.

Request body for POST

[Action Link Group Definition Input](#)

Response body for POST

[Action Link Group Definition](#)

Example for POST

To associate an action link group with a feed item, first create an action link group definition:



Note: An `actionUrl` to a Salesforce resource can be relative. All others must be absolute and start with `https://`.

```
POST /connect/action-link-group-definitions

{
  "actionLinks": [
    {
      "actionType": "Api",
      "actionUrl": "https://www.example.com/api/v1/confirm",
      "groupDefault": "true",
      "headers": [
```

```

    {
      "name" : "Authorization",
      "value" : "OAuth 00DRR000000N0g!ARoAQMZyQtsP1Gs27EZ8h17vdpYXH5O5rv1
                VNprqTeD12xYnvvgD3JgPnNR._nmE6thZakAbBVJUUsjUInMUaKmlkNkaWXdHO"
    },
    {
      "name" : "Content-Type",
      "value" : "application/json"
    },
    {
      "name" : "Accept",
      "value" : "application/json"
    },
    {
      "name" : "X-PrettyPrint",
      "value" : "1"
    }
  ],
  "labelKey" : "Confirm",
  "method" : "HttpPost",
  "requiresConfirmation" : "true"
},
{
  "actionType" : "Api",
  "actionUrl" : "https://www.example.com/api/v1/deny",
  "groupDefault" : "false",
  "headers" : [
    {
      "name" : "Authorization",
      "value" : "OAuth 00DRR000000N0g!ARoAQMZyQtsP1Gs27EZ8h17vdpYXH5O5rv1
                VNprqTeD12xYnvvgD3JgPnNR._nmE6thZakAbBVJUUsjUInMUaKmlkNkaWXdHO"
    },
    {
      "name" : "Content-Type",
      "value" : "application/json"
    },
    {
      "name" : "Accept",
      "value" : "application/json"
    },
    {
      "name" : "X-PrettyPrint",
      "value" : "1"
    }
  ],
  "labelKey": "Deny",
  "method" : "HttpPost",
  "requiresConfirmation" : "true"
},
{
  "actionType": "Ui",
  "actionUrl" : "https://www.example.com/reviewPage.html",
  "groupDefault" : "false",
  "labelKey" : "Review",

```

```

    "method" : "HttpGet",
    "requiresConfirmation" : "false"
  },
  "executionsAllowed" : "OncePerUser",
  "category" : "Primary",
  "expirationDate" : "2014-05-09T18:45:39.000Z"
}

```

Next, associate the action link group with the feed item and post the feed item. Grab the action link group ID from the `/connect/action-link-group-definitions` response and pass it in a POST request to `/chatter/feed-elements`.


```

POST /chatter/feed-elements

{
  "body": {
    "messageSegments": [
      {
        "type": "Text",
        "text": "Please confirm or deny this item. You can also click Review to provide
more feedback."
      }
    ]
  },
  "subjectId": "me",
  "feedElementType": "FeedItem",
  "capabilities": {
    "associatedActions": {
      "actionLinkGroupIds": ["0AgRR0000004CTr0AM"]
    }
  }
}

```

Different types of action links have different workflows to set their `status` property, whose value displays in the UI. See `/connect/action-links/actionLinkId` for more information.

 **Note:** This example doesn't include other capabilities, but feed items with action links do support other capabilities, such as content, polls, and links.

SEE ALSO:

- [Define Action Links and Post with a Feed Element](#)
- [Action Link Templates](#)
- [Define Action Links and Post with a Feed Element](#)
- [Define Action Links in a Template and Post with a Feed Element](#)

Action Link Group Definition

Get information about or delete an action link group definition. Deleting an action link group definition removes all references to it from feed elements. To get or delete the action link group definition, the client must be the same connected app that created the definition and the user must either be the user who created the definition or have "View all Data" permission.

Resource

```
/connect/action-link-group-definitions/actionLinkId
```

```
/connect/communities/communityId/action-link-group-definitions/actionLinkId
```

Available since release

33.0

Requires Chatter

No

HTTP methods

GET, DELETE, HEAD

Response body for GET[Action Link Group Definition](#)**Response body for DELETE**[204: Successful Delete](#)

Action Link Group

Get information about an action link group including state for the context user.

All action links must belong to a group. Action links in a group are mutually exclusive and share some properties. Note that action link groups are accessible by clients, unlike [action link group definitions](#).

Resource

```
/connect/action-link-groups/actionLinkId
```

```
/connect/communities/communityId/action-link-groups/actionLinkId
```

Available since release

33.0

Requires Chatter

No

HTTP methods

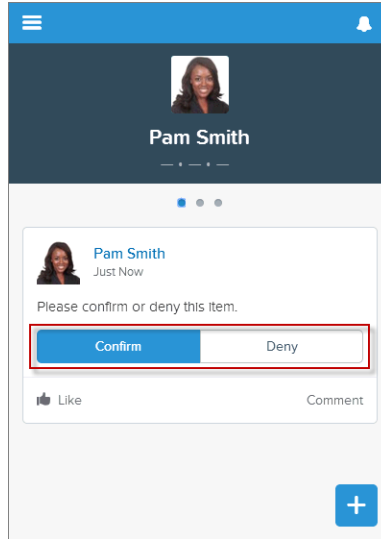
GET, HEAD

Response body for GET[Platform Action Group](#)

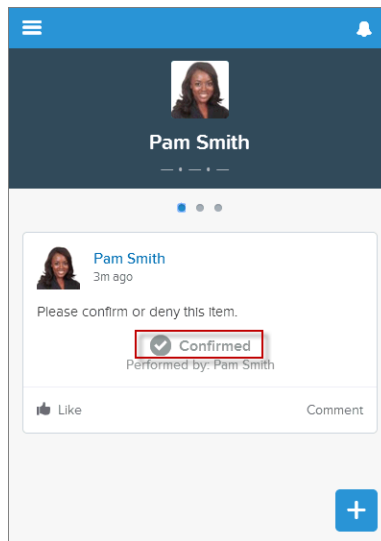
Action Link

Get information about or update the `status` of an action link. The `status` of the action link in combination with the `labelKey` property of the Action Link Definition Input determines the text that displays in the UI. To trigger the API request for `Api` and `ApiAsync` action links, set the `status` to `PendingStatus`.

This image shows two action links. In this image, the `status` of both action links is `NewStatus`.



If Pam Smith clicks **Confirm**, the action link `status` is set to `SuccessfulStatus` and results in the feed item shown in this image.



Different types of action links have different `status` workflows:

Api


To invoke an `Api` action link from an app, make a PATCH request to mark the link `PendingStatus`. Salesforce handles the call out to the `actionUrl` that was provided in the Action Link Definition Input. For an `Api` action link, Salesforce sets the `status` to `SuccessfulStatus` or `FailedStatus` based on the HTTP status code returned by your server.

ApiAsync

To invoke this action from an app, make a PATCH request to mark the link `PendingStatus`. Salesforce handles the call out to the `actionUrl` that was provided in the Action Link Definition Input. For an `ApiAsync` action link, the callout starts an asynchronous operation on your server. Salesforce sets `status` to `PendingStatus` unless the call returned an error status code, in which case it sets `status` to `FailedStatus`. When your server has finished the asynchronous processing it should call back and PATCH the action link to `SuccessfulStatus` or `FailedStatus`.

Download and Ui

Direct the user to download or visit the UI from the link in the `actionUrl` of the Platform Action response body. Your application must decide when to make a PATCH request to set `status` to `SuccessfulStatus` or `FailedStatus`.

 **Note:** You can't PATCH the `status` of an action link:

- Back to `NewStatus` from a different `status`.
- From a terminal `status` (`FailedStatus` or `SuccessfulStatus`) to `NewStatus` or `PendingStatus`.
- When the action link belongs to an action link group whose `executionsAllowed` property is `Unlimited`.
- For an `Api` or `ApiAsync` action link whose `executionsAllowed` property is `Once`, when a user PATCHes the `status` to `PendingStatus` for the first time, the callout is made to the action link. If the same user PATCHes it to `PendingStatus` again, Salesforce returns the current action link information. However, if another user PATCHes the `status` to `PendingStatus`, Salesforce throws an error. In both cases, the callout to the action link is not resent.

Resource

```
/connect/action-links/actionLinkId
```

```
/connect/communities/communityId/action-links/actionLinkId
```

Available since release

33.0

Requires Chatter

No

HTTP methods

GET, PATCH, HEAD

Request body for PATCH**Root XML tag**

```
<actionLink>
```

JSON example

```
{ "status" : "SuccessfulStatus" }
```

Properties

Name	Type	Description	Required or Optional	Available Version
<code>status</code>	String	The current status of the action. Values are: <ul style="list-style-type: none"> • <code>FailedStatus</code>—The action link execution failed. • <code>NewStatus</code>—The action link is ready to be executed. Available for <code>Download</code> and <code>Ui</code> action links only. • <code>PendingStatus</code>—The action link is executing. Choosing this value 	Required	33.0

Name	Type	Description	Required or Optional	Available Version
		triggers the API call for <code>Api</code> and <code>ApiAsync</code> action links. <ul style="list-style-type: none"> <code>SuccessfulStatus</code>—The action link executed successfully. 		

Request parameters for PATCH

Name	Type	Description	Available Version
<code>status</code>	String	Values are: <ul style="list-style-type: none"> <code>FailedStatus</code>—The action link execution failed. <code>NewStatus</code>—The action link is ready to be executed. Available for <code>Download</code> and <code>Ui</code> action links only. <code>PendingStatus</code>—The action link is executing. Choosing this value triggers the API call for <code>Api</code> and <code>ApiAsync</code> action links. <code>SuccessfulStatus</code>—The action link executed successfully. 	33.0

Response body for GET or PATCH

[Platform Action](#)

Example for PATCH

```
PATCH /connect/action-links/0AnRR0000004CTS0A2?status=FailedStatus
```

Action Link Diagnostic Information

Get diagnostic information returned when an action link executes. Diagnostic information is given only for users who can access the action link.

Resource

```
/connect/action-links/actionLinkId/diagnostic-info
```

```
/connect/communities/communityId/action-links/actionLinkId/diagnostic-info
```

Available version

33.0

Requires Chatter

No

HTTP methods

GET, HEAD

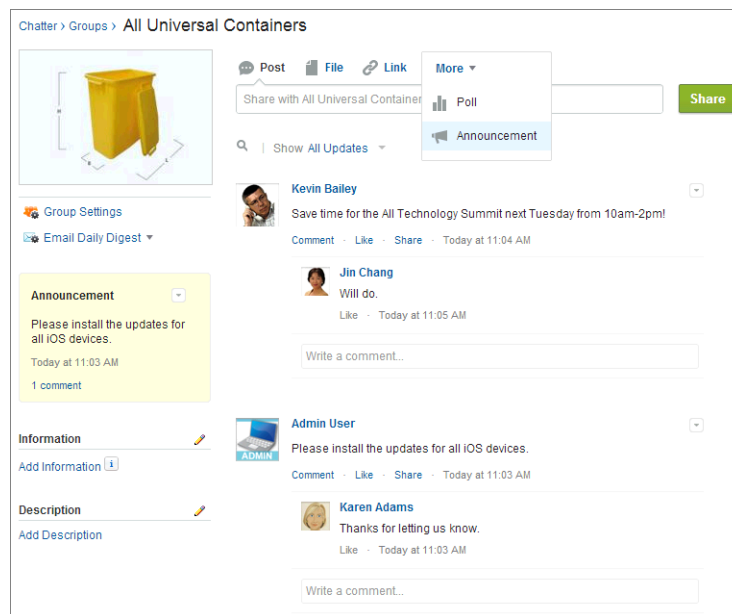
Response body[Action Link Diagnostic](#)

Announcements Resources

Get the announcements for the specified parent or create an announcement. Also get information about, update, or delete an announcement.

Use an announcement to highlight information. Users can discuss, like, and post comments on announcements. Deleting the feed post deletes the announcement.

This image shows an announcement in a group. Creating an announcement also creates a feed item with the announcement text.



An announcement displays in a designated location in the Salesforce UI until 11:59 p.m. on its expiration date, unless it's deleted or replaced by another announcement.

Available resources are:

Resource</chatter/announcements>**Description**

Get the announcements for the specified parent or create an announcement.

</chatter/announcements/announcementId>

Get information about, update, or delete an announcement.

Announcements

Get the announcements for the specified parent or create an announcement.

Resource

```
/chatter/announcements
```

```
/connect/communities/communityId/chatter/announcements
```

Available version

36.0

Requires Chatter

Yes

HTTP methods

GET, POST, HEAD

Request parameters for GET

Parameter Name	Type	Description	Required or Optional	Available Version
page	Integer	Specifies the number of the page you want returned. Starts at 0. If you pass in <code>null</code> or 0, the first page is returned.	Optional	36.0
pageSize	Integer	Specifies the number of announcements per page.	Optional	36.0
parentId	String	ID of the parent entity for the announcement, that is, a group ID when the announcement appears in a group.	Required	36.0

Response body for GET

[Announcement Page](#)

Request body for POST

Root XML tag

```
<announcement>
```

JSON example for creating an announcement

```
{
  "body":
  {
    "messageSegments": [
      {
        "text": "Please install the updates for all iOS devices.",
        "type": "Text"
      }
    ]
  },
  "parentId": "0F9B0000000004S",
  "expirationDate": "2016-02-22T00:00:00.000Z"
}
```

JSON example for creating an announcement using an existing feed item

```
{
  "feedItemId": "0D5D0000000DaZBKA0",
  "expirationDate": "2016-02-22T00:00:00.000Z"
}
```

Properties

Name	Type	Description	Required or Optional	Available Version
body	Message Body Input	Text of the announcement.	Required for creating an announcement if <code>feedItemId</code> isn't specified Don't specify for updating an announcement.	31.0
expirationDate	Date	The Salesforce UI displays an announcement until 11:59 p.m. on this date unless another announcement is posted first. The Salesforce UI ignores the time value in the <code>expirationDate</code> . However, you can use the time value to create your own display logic in your own UI.	Required for creating an announcement Optional for updating an announcement	31.0
feedItemId	String	ID of an <code>AdvancedTextPost</code> feed item that is the body of the announcement.	Required for creating an announcement if <code>body</code> isn't specified Don't specify for updating an announcement.	36.0
isArchived	Boolean	Specifies whether the announcement is archived.	Optional	36.0
parentId	String	ID of the parent entity for the announcement, that is, a group ID when the announcement appears in a group.	Required for creating an announcement if <code>feedItemId</code> isn't specified Don't specify for updating an announcement.	36.0

Name	Type	Description	Required or Optional	Available Version
sendEmails	Boolean	Specifies whether the announcement is sent as an email to all group members regardless of their email setting for the group. If Chatter emails aren't enabled for the organization, announcement emails aren't sent. Default value is <code>false</code> .	Optional for creating an announcement Don't specify for updating an announcement	36.0

Response body for POST[Announcement](#)

IN THIS SECTION:

[Announcement](#)

Get information about, update, or delete an announcement.

Announcement

Get information about, update, or delete an announcement.

Resource`/chatter/announcements/announcementId``/connect/communities/communityId/chatter/announcements/announcementId`**Available since version**

31.0

Requires Chatter

Yes

HTTP methods

GET, PATCH, DELETE, HEAD

Request body for PATCH**Root XML tag**`<announcement>`**JSON example for updating an announcement**

```
{
  "expirationDate": "2016-02-22T00:00:00.000Z",
  "isArchived": "false"
}
```

Properties

Name	Type	Description	Required or Optional	Available Version
body	MessageBodyInput	Text of the announcement.	Required for creating an announcement if <code>feedItemId</code> isn't specified Don't specify for updating an announcement.	31.0
expirationDate	Date	The Salesforce UI displays an announcement until 11:59 p.m. on this date unless another announcement is posted first. The Salesforce UI ignores the time value in the <code>expirationDate</code> . However, you can use the time value to create your own display logic in your own UI.	Required for creating an announcement Optional for updating an announcement	31.0
feedItemId	String	ID of an <code>AdvancedTextPost</code> feed item that is the body of the announcement.	Required for creating an announcement if <code>body</code> isn't specified Don't specify for updating an announcement.	36.0
isArchived	Boolean	Specifies whether the announcement is archived.	Optional	36.0
parentId	String	ID of the parent entity for the announcement, that is, a group ID when the announcement appears in a group.	Required for creating an announcement if <code>feedItemId</code> isn't specified Don't specify for updating an announcement.	36.0

Name	Type	Description	Required or Optional	Available Version
<code>sendEmails</code>	Boolean	Specifies whether the announcement is sent as an email to all group members regardless of their email setting for the group. If Chatter emails aren't enabled for the organization, announcement emails aren't sent. Default value is <code>false</code> .	Optional for creating an announcement Don't specify for updating an announcement	36.0

Request parameters for PATCH

Parameter Name	Value	Description	Required or Optional	Available Version
<code>expirationDate</code>	Date	The Salesforce UI displays an announcement until 11:59 p.m. on this date unless another announcement is posted first. The Salesforce UI ignores the time value in the <code>expirationDate</code> . However, you can use the time value to create your own display logic in your own UI.	Required	31.0

Response for GET, PATCH


[Announcement](#)

Response for DELETE

HTTP Status Code 204

Async Query Resources

Submit SOQL queries to be processed asynchronously and check on their status. Use async query resources to make consistent SOQL queries, no matter what size the data is or where the data is stored.


 **Note:** This feature is currently available to select customers through a pilot program. To be nominated to join this pilot program, contact salesforce.com. Additional terms and conditions may apply to participate in the pilot program. Please note that pilot programs are subject to change, and as such, we cannot guarantee acceptance into this pilot program or a particular time frame in which this feature can be enabled. Any unreleased services or features referenced in this document, press releases, or public statements are not currently available and may not be delivered on time or at all. Customers who purchase our services should make their purchase decisions based upon features that are currently available.

Available resources:

Resource	Description
/async-queries	Submit a SOQL query to be processed asynchronously, no matter what size the data is or where the data is stored. Retrieve the status and results of asynchronous query jobs.
/async-queries/jobId	Check the status of an asynchronous query.

Async Query

Submit a SOQL query to be processed asynchronously, no matter what size the data is or where the data is stored. Retrieve the status and results of asynchronous query jobs.

 **Note:** This feature is currently available to select customers through a pilot program. To be nominated to join this pilot program, contact salesforce.com. Additional terms and conditions may apply to participate in the pilot program. Please note that pilot programs are subject to change, and as such, we cannot guarantee acceptance into this pilot program or a particular time frame in which this feature can be enabled. Any unreleased services or features referenced in this document, press releases, or public statements are not currently available and may not be delivered on time or at all. Customers who purchase our services should make their purchase decisions based upon features that are currently available.

Resource

```
/async-queries
```

Available version

35.0

GET supported in 36.0

Requires Chatter

No

HTTP methods

GET, POST

Response body for GET

[Async Query Collection](#)

Request body for POST

[Async Query Input](#)

Response body for POST


[Async Query](#)

SEE ALSO:

[Async Query, Status](#)

Async Query, Status

Check the status of an asynchronous query.

 **Note:** This feature is currently available to select customers through a pilot program. To be nominated to join this pilot program, contact salesforce.com. Additional terms and conditions may apply to participate in the pilot program. Please note that pilot programs are subject to change, and as such, we cannot guarantee acceptance into this pilot program or a particular time frame

in which this feature can be enabled. Any unreleased services or features referenced in this document, press releases, or public statements are not currently available and may not be delivered on time or at all. Customers who purchase our services should make their purchase decisions based upon features that are currently available.

Resource

```
/async-queries/jobId
```

Available version

35.0

DELETE supported in 36.0

Requires Chatter

No

HTTP methods

GET, DELETE

Response body for GET

[Async Query](#)

SEE ALSO:

[Async Query](#)

Batch Resource

Create a request body with a batch of up to 25 subrequests and send them to the server in a single request to improve your application's performance. The response bodies and HTTP statuses for each subrequest in the batch are returned within a single response body. Each subrequest counts against rate limits.

Use this resource to minimize the number of round-trips between the client and the server. For example, in a mobile app, when a user taps the button to like a feed item, the response body includes information about the like, but it doesn't include the total number of likes on the feed item. To like the feed item, POST a request to

`/chatter/feed-elements/feedElementId/capabilities/chatter-likes/items`. To get the like total, GET the feed item information from

`/chatter/feed-elements/feedElementId/capabilities/chatter-likes/items`.

Add both requests to a [Generic Batch Collection Input](#) request body and send them both in a single POST request to `/connect/batch`:

```
{
  "batchRequests" : [
    {
      "method" : "Post",
      "url" : "/v36.0/chatter/feed-elements/feedElementId/capabilities/chatter-likes/items"
    },
    {
      "method" : "Get",
      "url" : "/v36.0/chatter/feed-elements/feedElementId/capabilities/chatter-likes/items"
    }
  ],
}
```



```
"haltOnError" : "false"
}
```

The requests in a batch are called *subrequests*. All subrequests are executed in the context of the same user. Subrequests are independent and information can't be passed between them. Subrequests execute serially in their order in the request body. When a subrequest executes successfully, it commits its data. Commits are reflected in the output of later subrequests (as in the previous example which liked a feed item then got the total number of likes). If a subrequest fails, commits made by previous subrequests are not rolled back.

Resource

```
/connect/batch
```

Available since version

28.0

Requires Chatter

No

HTTP methods

POST

Request body

[Generic Batch Collection Input](#)

Root XML Tag

```
<batch>
```

JSON

```
{
  "batchRequests" : [
    {
      "method" : "Get",
      "url" : "/v36.0/chatter/feeds/news/me"
    },
    {
      "method" : "Get",
      "url" : "/v36.0/chatter/feeds/user-profile/me"
    }
  ]
}
```

Properties

Name	Type	Description	Available Version
batchRequests	Generic Batch Input[]	Collection of Batch Request Input request bodies containing the subrequest URLs to execute.	28.0
haltOnError	Boolean	The default value is <code>false</code> . If the value is <code>false</code> and a subrequest in the batch does not complete, Salesforce attempts to execute subsequent subrequests in the batch.	28.0

Name	Type	Description	Available Version
		If the value is <code>true</code> and a subrequest in the batch does not complete due to an HTTP response in the 400 or 500 range, Salesforce halts execution. It does not attempt to execute subsequent subrequests in the batch, and it returns an HTTP 412 status code and a <code>BATCH_PROCESSING_HALTED</code> error message for each subsequent subrequest indicating that a previous request was unsuccessful. The top-level request to <code>/connect/batch</code> returns HTTP 200 and the <code>hasErrors</code> property in the response is set to <code>true</code> .	

Request parameters

None.

Response

[Batch Results](#)

Example

This simple example is a POST request made to `https://instance_name/services/data/v36.0/connect/batch` that includes the following request body containing two subrequests:

```
{
  "batchRequests" : [
    {
      "method" : "Get",
      "url" : "/v36.0/chatter/feeds/user-profile/me"
    },
    {
      "method" : "Get",
      "url" : "/v36.0/chatter/feeds/news/me"
    }
  ]
}
```

The Batch Results response body includes a Batch Result Item response body for each subrequest:

```
{
  "hasErrors": false,
  "results": [
    {
      "result": {
        "feedElementPostUrl": "/services/data/v36.0/chatter/feed-elements",
        "feedElementsUrl": "/services/data/v36.0/chatter/feeds
/user-profile/005D0000001LL80IAW/feed-elements",
        "isModifiedUrl": null
      },
      "statusCode": 200
    }
  ]
}
```

```

    },
    {
      "result": {
        "feedElementPostUrl": "/services/data/v36.0/chatter/feed-elements",
        "feedElementsUrl": "/services/data/v36.0/chatter/feeds
/news/005D00000001LL80IAW/feed-elements",
        "isModifiedUrl": null
      },
      "statusCode": 200
    }
  ]
}

```

Example: haltOnError is true

This example is the same as the previous example but it includes an error in the first subrequest and `haltOnError` is set to `true`. Note that the first subrequest contains a typo.

```

{
  "batchRequests" : [
    {
      "method" : "Get",
      "url" : "/v36.0/chatter/feeds/user-profile/men"
    },
    {
      "method" : "Get",
      "url" : "/v36.0/chatter/feeds/news/me"
    }
  ],
  "haltOnError" : "true"
}

```

The Batch Results response body includes a Batch Result Item response body for each subrequest. The top-level request to `/connect/batch` returns an HTTP 200, but the first subrequest returns an HTTP 404 because the resource can't be found. Because `haltOnError` is `true`, the next subrequest returns an HTTP 412. Also note that `hasErrors` is `true`.

```

{
  "hasErrors": true,
  "results": [
    {
      "result": [{
        "errorCode": "NOT_FOUND",
        "message": "The requested resource does not exist"
      }],
      "statusCode": 404
    },
    {
      "result": [{
        "errorCode": "BATCH_PROCESSING_HALTED",
        "message": "Batch processing halted per request"
      }],
      "statusCode": 412
    }
  ]
}

```

Post multiple comments with binary files

This example is a generic batch request to `https://instance_name/services/data/v36.0/connect/batch` that contains two subrequests. Each subrequest comments on a feed item and uploads a binary file to the comment.

Include the request body of each subrequest in the `richInput` properties.

Also include information about the binary parts in the `binaryPartName` and `binaryPartNameAlias` properties.

Here is the cURL example:

```
curl -H "X-PrettyPrint: 1" -F 'json={ "haltOnError":true, "batchRequests":[ {
"url":"/v33.0/chatter/feed-elements/0D5D000000YG0N/capabilities/comments/items",
"method":"Post", "binaryPartName":"binaryPart1",
"binaryPartNameAlias":"feedElementFileUpload", "richInput":{"body":{"messageSegments":[
{ "type":"Text", "text":"Check out this file, it may help." } ] }},
"capabilities":{"content":{"title":"Presentation1.txt" } } } }, {
"url":"/v33.0/chatter/feed-elements/0D5D000000YG0M/capabilities/comments/items",
"method":"Post", "binaryPartName":"binaryPart2",
"binaryPartNameAlias":"feedElementFileUpload", "richInput":{"body":{"messageSegments":[
{ "type":"Text", "text":"Check out this file, it may help." } ] }},
"capabilities":{"content":{"title":"Presentation2.txt" } } } } ]
};type=application/json' -F
"binaryPart1=@/Users/jbleyle/Desktop/Presentation1.txt;type=application/octet-stream"
-F "binaryPart2=@/Users/jbleyle/Desktop/Presentation2.txt;type=application/octet-stream"

-X POST https://instance_name/services/data/v36.0/connect/batch
-H 'Authorization: OAuth 00DD0000007HoR!...' --insecure
```

Here is the multipart/form-data request body:

```
https://instance_name/services/data/v36.0/connect/batch

Authorization: OAuth 00DD000000Jhd2!...
Accept: application/json
Host: instance_name
Content-Type: multipart/form-data; boundary=123123

--123123
Content-Disposition: form-data; name="json"
Content-Type: application/json

{
  "haltOnError":true,
  "batchRequests":[
    {
      "url":"/v36.0/chatter/feed-elements/0D5D000000YG0D/capabilities/comments/items",

      "method":"Post",
      "binaryPartName":"binaryPart1",
      "binaryPartNameAlias":"feedElementFileUpload",
      "richInput":{"
        "body":{"
          "messageSegments":[
            {
              "type":"Text",
```

```

        "text":"Check out this file, it may help."
      }
    ]
  },
  "capabilities":{
    "content":{
      "title":"Presentation1.txt"
    }
  }
},
{
  "url":"/v36.0/chatter/feed-elements/0D5D0000000YGOH/capabilities/comments/items",

  "method":"Post",
  "binaryPartName":"binaryPart2",
  "binaryPartNameAlias":"feedElementFileUpload",
  "richInput":{
    "body":{
      "messageSegments":[
        {
          "type":"Text",
          "text":"Check out this file, it may help."
        }
      ]
    },
    "capabilities":{
      "content":{
        "title":"Presentation2.txt"
      }
    }
  }
}
]
}

```

--123123

Content-Disposition: form-data; name="**binaryPart1**"; filename="Presentation1.txt"

Content-Type: application/octet-stream; charset=ISO-8859-1

Content-Transfer-Encoding: binary

This is the content of file 1

--123123

Content-Disposition: form-data; name="**binaryPart2**"; filename="Presentation2.txt"

Content-Type: application/octet-stream; charset=ISO-8859-1

Content-Transfer-Encoding: binary

```
This is the content of file 2
--123123--
```

SEE ALSO:

[Like a Feed Item and Return the Total Number of Likes](#)

[Feed Elements, Batch Post](#)

Chatter Resource

A directory of Chatter feeds, groups, and users resources.

Resource

```
/chatter
```

```
/connect/communities/communityId/chatter
```

Available since version

23.0

Requires Chatter

No

HTTP methods

GET or HEAD

Response body

[Chatter Directory](#)

Example response body

```
{
  "feeds": "/services/data/v36.0/chatter/feeds",
  "groups": "/services/data/v36.0/chatter/groups",
  "users": "/services/data/v36.0/chatter/users"
}
```

Comments Resources

Get information about, edit, like, or delete a comment. Determine whether the context user can edit a comment.

Available resources:

Resource	Description
/chatter/comments/<i>commentId</i>	Get information about, edit, or delete a comment.
/chatter/comments/<i>commentId</i>/capabilities /edit/is-editable-by-me	Determines whether the context user can edit a comment.
/chatter/comments/<i>commentId</i>/likes	Get information about the likes for a comment. Also used to like a comment.

Comment

Get information about, edit, or delete a comment.

Resource

```
/chatter/comments/commentId
```

```
/connect/communities/communityId/chatter/comments/commentId
```

Available since version

23.0

Requires Chatter

Yes

HTTP methods

GET, DELETE, PATCH


PATCH is supported in version 34.0 and later.

Request body for PATCH

Root XML tag

```
<comment>
```

Properties

Name	Type	Description	Available Version
attachment	Depends on type.	Optional. Values are: <ul style="list-style-type: none"> Attachment Input: Existing Content Attachment Input: New File Upload  Important: As of version 32.0, use the <code>capabilities</code> property.	24.0–31.0
body	Message Body Input	The body of the comment. Feed item and comment bodies have a 10,000 character limit. Because this limit can change, we recommend that clients make a <code>describeObjects()</code> call on the <code>FeedItem</code> or <code>FeedComment</code> object. To determine the maximum number of allowed characters, look at the length of the <code>Body</code> or <code>CommentBody</code> field. To edit this property in a comment, make a PATCH request to <code>/chatter/comments/<i>commentId</i></code> . Editing comments is supported in version 34.0 and later.	23.0
capabilities	Comment Capabilities Input	Capabilities of the comment, such as a file attachment	32.0

Response body for GET and PATCH[Comment](#)**Example**

You can find the ID for a specific comment from any feed, such as a news feed or a record feed.

Use the following resource and the HTTP method GET to return information about a comment:

```
/chatter/comments/0D7D00000000NtkKAE
```

Comment Capability, Editability

Determines whether the context user can edit a comment.

Resource

```
/chatter/comments/commentId/capabilities/edit/is-editable-by-me
```

```
/connect/communities/communityId/chatter/comments/commentId/capabilities/edit/is-editable-by-me
```

Available since version

34.0

Requires Chatter

Yes

HTTP methods

GET

Response body for GET[Feed Entity Is Editable](#)

Comment Likes

Get information about the likes for a comment. Also used to like a comment.

Resource

```
/chatter/comments/commentId/likes
```

```
/connect/communities/communityId/chatter/comments/commentId/likes
```

Available since version

23.0

Requires Chatter

Yes

HTTP methods

GET, POST or HEAD

Request parameters for GET or HEAD

Note: POST takes no request parameters, nor a request body.

Parameter Name	Type	Description
page	Integer	Specifies the number of the page you want returned.
pageSize	Integer	Specifies the number of items per page. Valid values are from 1 through 100. If you don't specify a size, the default is 25.

Response body for GET[Like Page](#)**Response body for POST**[Like](#)

SEE ALSO:

[Edit a Comment](#)

Communities Resources

Information about the communities available to the context user, or information about a specific community.

Available resources are:

Resource	Description
/connect/communities	Returns a list of all communities available to the context user.
/connect/communities/<i>communityId</i>	Returns information about the specified community.

List of Communities

Returns a list of all communities available to the context user. If the user is an administrator, returns a list of all communities that meet the filter criteria. If the user is not an administrator, returns a list of all active communities that meet the filter criteria.

Resource

```
/connect/communities
```

Available since release

28.0

Requires Chatter

No

HTTP methods

GET or HEAD

Request parameters

Name	Type	Description	Available Version
status	String	Returns only communities with the specified status. Valid values are: <ul style="list-style-type: none"> • Live • Inactive • UnderConstruction Only users with the “Manage Network” permission enabled can see communities with an Inactive status. This parameter is optional.	28.0

Response body[Community Page](#)

Community Information

Returns information about the specified community.

Resource

```
/connect/communities/communityId
```

To access resources that are part of a specified community, insert this segment into the URL after the version information and before the resource you want to access. For example, to access a news feed resource in a community, use this URL:

```
https://instance_name/services/data/v36.0/connect  
/communities/communityId/chatter/feeds/news/me/feed-elements
```

See [Building the Chatter REST API Resource URL](#) on page 4 for more information.

Available since release

26.0

Requires Chatter

No

HTTP methods

GET or HEAD

Response body[Community](#)

Communities Knowledge Resources

Information about trending articles in a community.

Available resources are:

Resource	Description
/connect/communities/<i>communityId</i>/trending-articles	Get trending articles for a community.
/connect/communities/<i>communityId</i>/topics/<i>topicId</i>/trending-articles	Get trending articles for a topic in a community.

Community Trending Articles

Get trending articles for a community.

Resource

```
/connect/communities/communityId/trending-articles
```

Available version

36.0

Requires Chatter

No

HTTP methods

GET

Request parameters for GET

Parameter Name	Type	Description	Required or Optional	Available Version
maxResults	Integer	The maximum number of articles returned. Values can be from 0 to 25. Default is 5.	Optional	36.0

Response body for GET

[Knowledge Article Version Collection](#)

Community Trending Articles for a Topic

Get trending articles for a topic in a community.

Resource

```
/connect/communities/communityId/topics/topicId/trending-articles
```

Available version

36.0

Requires Chatter

No

HTTP methods

GET

Request parameters for GET

Parameter Name	Type	Description	Required or Optional	Available Version
maxResults	Integer	The maximum number of articles returned. Values can be from 0 to 25. Default is 5.	Optional	36.0

Response body for GET

[Knowledge Article Version Collection](#)

Communities Moderation Resources

Information about whether a user has flagged a feed element, comment, or file as inappropriate. Also used to delete flags.

Available resources are:

Resource	Description
/connect/communities/communityId/chatter/feed-elements/feedElementId/capabilities/moderation	Get information about a feed element's moderation capability, add a moderation flag to a feed element, or delete all moderation flags from a feed element.
/connect/communities/communityId/chatter/comments/commentId/moderation-flags	<p>If the context user is a community moderator, get the number of times community members flagged a comment. Also flag a comment for moderation and delete all flags on a comment.</p> <p>If the context user isn't a community moderator, returns whether the user flagged a comment. Also flag a comment for moderation and remove a flag the user previously added.</p>
/connect/communities/communityId/files/moderation	<p>Files that are flagged in a community.</p> <p>If the context user is a community moderator, get the files that community members flagged.</p>
/connect/communities/communityId/files/fileId/moderation-flags	<p>If the context user is a community moderator, get the number of times community members flagged a file. Also flag a file for moderation and delete all flags on a file.</p> <p>If the context user isn't a community moderator, get whether the user flagged a file. Also flag a file for moderation and remove a flag the user previously added.</p>

Moderation Flags on Posts

If the context user is a community moderator with the "Moderate Communities Feeds" permission, get the number of times community members flagged a post. Also flag a post for moderation and delete all flags on a post.


If the context user isn't a community moderator, get whether the user flagged a post. Also flag a post for moderation and remove a flag the user previously added.

Resource

```
/connect/communities/communityId/chatter/feed-items/feedItemId/moderation-flags
```

Available versions

29.0–31.0

 **Important:** In version 32.0 and later, use [Feed Elements Capability, Moderation](#).

Requires Chatter

Yes

HTTP methods

GET, DELETE, HEAD, POST

Request parameters for GET

Name	Type	Description	Required or Optional	Available Version
visibility	String	Specifies the visibility behavior of a flag for various user types. <ul style="list-style-type: none"> <code>ModeratorsOnly</code>—The flag is visible only to users with moderation permissions on the flagged element or item. <code>SelfAndModerators</code>—The flag is visible to the creator of the flag and to users with moderation permissions on the flagged element or item. 	Optional	30.0–31.0

Request body for POST

Root XML tag

```
<moderationFlag>
```

JSON

```
{
  "visibility" : "ModeratorsOnly"
}
```

Properties

Name	Type	Description	Available Version
visibility	String	Specifies the visibility behavior of a flag for various user types. <ul style="list-style-type: none"> <code>ModeratorsOnly</code>—The flag is visible only to users with moderation permissions on the flagged element or item. <code>SelfAndModerators</code>—The flag is visible to the creator of the flag and to users with 	30.0

Name	Type	Description	Available Version
		moderation permissions on the flagged element or item.	

Request parameters for POST

Name	Type	Description	Required or Optional	Available Version
visibility	String	Specifies the visibility behavior of a flag for various user types. <ul style="list-style-type: none"> <code>ModeratorsOnly</code>—The flag is visible only to users with moderation permissions on the flagged element or item. <code>SelfAndModerators</code>—The flag is visible to the creator of the flag and to users with moderation permissions on the flagged element or item. 	Optional	30.0–31.0

Request parameters for DELETE

Name	Type	Description	Required or Optional	Available Version
userId	String	The ID of the context user. If specified, removes the flag the user previously added to the post. If not specified and the context user is a moderator for the community, removes all flags on the post.	Optional	29.0–31.0

Response body for GET and POST

[Moderation Flags](#)

Moderation Flags on Comments

If the context user is a community moderator, get the number of times community members flagged a comment. Also flag a comment for moderation and delete all flags on a comment.

If the context user isn't a community moderator, returns whether the user flagged a comment. Also flag a comment for moderation and remove a flag the user previously added.

Resource

```
/connect/communities/communityId/chatter/comments/commentId/moderation-flags
```

Available since release

29.0

Requires Chatter

Yes

HTTP methods

GET, DELETE, HEAD, POST

Request parameters for GET

Name	Type	Description	Required or Optional	Available Version
visibility	String	Specifies the visibility behavior of a flag for various user types. <ul style="list-style-type: none"> <code>ModeratorsOnly</code>—The flag is visible only to users with moderation permissions on the flagged element or item. <code>SelfAndModerators</code>—The flag is visible to the creator of the flag and to users with moderation permissions on the flagged element or item. 	Optional	30.0

Request body for POST**Root XML tag**`<moderationFlag>`**JSON**

```
{
  "visibility" : "ModeratorsOnly"
}
```

Properties

Name	Type	Description	Available Version
visibility	String	Specifies the visibility behavior of a flag for various user types. <ul style="list-style-type: none"> <code>ModeratorsOnly</code>—The flag is visible only to users with moderation permissions on the flagged element or item. <code>SelfAndModerators</code>—The flag is visible to the creator of the flag and to users with moderation permissions on the flagged element or item. 	30.0

Request parameters for POST

Name	Type	Description	Required or Optional	Available Version
visibility	String	Specifies the visibility behavior of a flag for various user types. <ul style="list-style-type: none"> <code>ModeratorsOnly</code>—The flag is visible only to users with moderation permissions on the flagged element or item. <code>SelfAndModerators</code>—The flag is visible to the creator of the flag and to users with moderation permissions on the flagged element or item. 	Optional	30.0

Request parameters for DELETE

Name	Type	Description	Required or Optional	Available Version
userId	String	The ID of the context user. If specified, removes the flag the user previously added to the comment. If not specified and the context user is a moderator for the community, removes all flags on the comment.	Optional	29.0

Response body for GET and POST

[Moderation Flags](#)

Moderation Flags on Files

If the context user is a community moderator, get the number of times community members flagged a file. Also flag a file for moderation and delete all flags on a file.

If the context user isn't a community moderator, get whether the user flagged a file. Also flag a file for moderation and remove a flag the user previously added.

Resource

```
/connect/communities/communityId/files/fileId/moderation-flags
```

Available since release

36.0

In versions 30.0–35.0, use

```
/connect/communities/communityId/chatter/files/fileId/moderation-flags.
```

Requires Chatter

No

HTTP methods

GET, DELETE, HEAD, POST

Request parameters for GET

Name	Type	Description	Required or Optional	Available Version
visibility	String	Specifies the visibility behavior of a flag for various user types. <ul style="list-style-type: none"> <code>ModeratorsOnly</code>—The flag is visible only to users with moderation permissions on the flagged element or item. <code>SelfAndModerators</code>—The flag is visible to the creator of the flag and to users with moderation permissions on the flagged element or item. 	Optional	30.0

Request body for POST**Root XML tag**

```
<moderationFlag>
```

JSON

```
{
  "visibility" : "ModeratorsOnly"
}
```

Properties

Name	Type	Description	Available Version
visibility	String	Specifies the visibility behavior of a flag for various user types. <ul style="list-style-type: none"> <code>ModeratorsOnly</code>—The flag is visible only to users with moderation permissions on the flagged element or item. <code>SelfAndModerators</code>—The flag is visible to the creator of the flag and to users with moderation permissions on the flagged element or item. 	30.0

Request parameters for POST

Name	Type	Description	Required or Optional	Available Version
visibility	String	Specifies the visibility behavior of a flag for various user types. <ul style="list-style-type: none"> <code>ModeratorsOnly</code>—The flag is visible only to users with moderation permissions on the flagged element or item. 	Optional	30.0

Name	Type	Description	Required or Optional	Available Version
		<ul style="list-style-type: none"> <code>SelfAndModerators</code>—The flag is visible to the creator of the flag and to users with moderation permissions on the flagged element or item. 		

Request parameters for DELETE

Name	Type	Description	Required or Optional	Available Version
<code>userId</code>	String	The ID of the context user. If specified, removes the flag the user previously added to the file. If not specified and the context user is a moderator for the community, removes all flags on the file.	Optional	30.0

Response body for GET and POST

[Moderation Flags](#)

Flagged Files

Files that are flagged in a community.

If the context user is a community moderator, get the files that community members flagged.

Resource

```
/connect/communities/communityId/files/moderation
```

Available since release

36.0

In version 30.0–35.0, use `/connect/communities/communityId/chatter/files/moderation`.

Requires Chatter

No

HTTP methods

GET, HEAD

Request parameters for GET


Name	Type	Description	Required or Optional	Available Version
<code>page</code>	Integer	Specifies the number of the page you want returned.	Optional	30.0
<code>pageSize</code>	Integer	Specifies the number of items per page. Valid values are from 1 through 100. If you don't specify a size, the default is 25.	Optional	30.0

Name	Type	Description	Required or Optional	Available Version
q	String	A query string to filter the results. The string must contain at least two characters, not including wildcards. For information about wildcards, see Wildcards .	Optional	33.0

Response body[File Summary](#)

Connect Resources

Information about the context user's organization and settings, and information about the communities the context user is a member of.

 **Note:** These resources have the base URL of `/services/data/v36.0/connect`, not `/services/data/v36.0/chatter`.

Available resources are:

Resource	Description
/connect	A directory of the organization and community resources available to the context user.
/connect/organization	Information about the context user's organization and settings.
/connect/communities	Returns a list of all communities available to the context user.

Connect

A directory of the organization and community resources available to the context user.

Resource

/connect

Available since version

24.0

Requires Chatter

No

HTTP methods

GET and HEAD

Response body[Connect Directory](#)

Organization

Information about the context user's organization and settings.

Resource

```
/connect/organization
```

Available since version

24.0

Requires Chatter

No

HTTP methods

GET or HEAD

Response body

[Organization](#)

SEE ALSO:

[News Feed Resources](#)

Dashboard Component Snapshot Resource

A snapshot of a dashboard component.

Use this resource to post a snapshot of a dashboard component to a user, group, or dashboard feed to help other users follow changes in the data.

Resource

```
/connect/dashboards/components/componentId/snapshots
```

Available since version

25.0

Requires Chatter

Yes

HTTP methods

POST

Request body

Root XML tag

```
<dashboardComponentSnapshot>
```

JSON

```
{
  "parentId" : "0F9D00000000I40",
  "feedItemBody" : {
    "messageSegments" : [
      {
        "text" : "Sales Heat",
        "type" : "Text"
      }
    ]
  }
}
```

```

    ]
  }
}

```

Properties

Name	Type	Description	Available Version
parentId	String	A user, group, or dashboard ID to which you are posting the snapshot.	25.0
filterId1	String	Optional. A dashboard filter item ID.	25.0
filterId2	String	Optional. A second dashboard filter item ID.	25.0
filterId3	String	Optional. A third dashboard filter item ID.	25.0
feedItemBody	Message Body Input	Contains the text that accompanies the feed item associated with the dashboard component snapshot.	25.0
runningUserId	String	Optional. A user ID from which the view of the dashboard will be created, if other than the creator.	25.0

Request parameters

Name	Type	Description
parentId	String	A user, group, or dashboard Id to which you are posting the snapshot.
filterId1	String.	Optional. A dashboard filter item Id.
filterId2	String	Optional. A second dashboard filter item Id.
filterId3	String	Optional. A third dashboard filter item Id.
feedItemText	String	Text that accompanies the dashboard component snapshot.
runningUserId	String	Optional. A user Id from which the view of the dashboard will be created, if other than the creator.

Response body

API versions 23.0-31.0 return: [Feed Item Attachment: Dashboard](#)

API versions 32.0 and later return: [Dashboard Component Snapshot](#)

Datacloud Resources

Information about Datacloud resources used to purchase Data.com contacts or companies. Use the Datacloud resources to purchase Data.com contacts or companies and get information about your purchases, including how many credits are available for your use. You can also add contacts to selected companies or import contacts to your CRM.

Available resources are:

Resource	Description
/connect/datacloud/companies/<i>companyId</i>	Returns company information.
/connect/datacloud/contacts/<i>contactId</i>	Returns the contact information for the specified contact.
/connect/datacloud/contact-imports	Import records as contacts or leads.
/connect/datacloud/orders/<i>orderId</i>/companies	Returns all the order information about all companies .
/connect/datacloud/orders/<i>orderId</i>/contacts	Returns all the order information for a specific order for contacts.
/connect/datacloud/orders	Purchases the contacts or companies for the listed IDs.
/connect/datacloud/usage/<i>userId</i>	Returns usage information for a Monthly user or a Listpool user.

Datacloud Company Information

Returns company information.

Resource

```
/connect/datacloud/companies/companyId
```

Available version

32.0

Requires Chatter

No

HTTP methods

GET

Response Body

[Datacloud Company](#)

Datacloud Contact Information

Returns the contact information for the specified contact.

Resource

```
/connect/datacloud/contacts/contactId
```

Available version

32.0

Requires Chatter

No

HTTP methods

GET

Response body[Datacloud Contact](#)

Datacloud Contact Import

Import records as contacts or leads.

Resource`/connect/datacloud/contact-imports`**Available version**

36.0

Requires Chatter

No

HTTP methods

POST

Request body for POST

The POST request can have contact IDs.

Root XML tag`<DatacloudCompanyImportInput>`**JSON Example Add Contact**To add the records as contacts, include a `parentAccountId`.

```
{
  "datacloudContactIds": [ 10344600,42701050,45995423 ],
  "parentAccountId": "09KR00000004C9rMAE"
}
```

JSON Example Add LeadWithout a `parentAccountId`, the records are added as leads.

```
{
  "datacloudContactIds": [ 10344600,42701050,45995423 ]
}
```

Properties

Name	Type	Description	Required or Optional	Available Version
<code>datacloudContactIds</code>	<code>String[]</code>	A list of the <code>contactIds</code> to import. There can be from 1 up to 200 <code>contactIds</code> in a comma-separated list. Requests with more than 200 contacts fail.	Required	36.0

Name	Type	Description	Required or Optional	Available Version
parentAccountId	String	The <code>accountId</code> for the selected account that is in your organization.	Optional	36.0

Response body for POST[Datacloud Import](#)

Datacloud OrderId Information

Returns information for an order.

Order information includes the `orderId`, the number of purchased records for the `orderId`, the URL for the order information, and the URL for a list of the purchased records.

Resource

```
/connect/datacloud/orders/orderId
```

Available version

32.0

Requires Chatter

No

HTTP methods

GET

Response body[Datacloud Order](#)

Datacloud Company Order Information

Returns all the order information about all companies.

Order information includes the `orderId`, the number of purchased records for the order, information for the purchased companies, and the URLs for next and previous pages.

Resource

```
/connect/datacloud/orders/orderId/companies
```

The `orderId` must be for purchased companies. A request for a contact `orderId` fails.

Available version

32.0

Requires Chatter

No

HTTP methods

GET

Request parameters for GET

Parameter Name	Type	Description	Required or Optional	Available Version
page	Integer	The page number to be set as the URL for the current page.	Required	32.0
pageSize	Integer	The number of the page that you want returned. The default page size is set to 25.	Optional	32.0

Response body for GET

[Datacloud Company Collection](#)

Datacloud Contact Order Information

Returns all the order information for a specific order for contacts.

Order information includes the `orderId`, the number of purchased records for the `orderId`, the URL for the order information, and details for the purchased contacts.

Resource

```
/connect/datacloud/orders/orderId/contacts
```

The `orderId` must be for purchased contacts. A request with an `orderId` for purchased companies fails.

Available version

32.0

Requires Chatter

No

HTTP methods

GET

Request parameters for GET

Parameter Name	Type	Description	Required or Optional	Available Version
page	Integer	The number of the page that you want returned.	Optional	32.0
pageSize	Integer	The number of contacts you want returned on each page. The default page size is 25.	Optional	32.0

Response body for GET

[Datacloud Contact Collection](#)

Datacloud Orders

Purchases the contacts or companies for the listed IDs.

Resource

```
/connect/datacloud/orders
```

Available version

32.0

Requires Chatter

No

HTTP methods

POST

Request body for POST

The POST request can have either contact IDs or company IDs, not both.

Root XML tag

```
<DatacloudOrder>
```

JSON example

```
{
  "companyIds": [
    "23456",
    "24548"
  ],
  "userType": "Monthly"
}
```

Properties

Name	Type	Description	Required or Optional	Available Version
companyIds	String	The list of companies to purchase. If <code>contactIds</code> are included with <code>companyIds</code> , your purchase fails.	Required to purchase companies	32.0
contactIds	String	The list of contacts to purchase. If <code>companyIds</code> are included with <code>contactIds</code> , your purchase fails.	Required to purchase contacts	32.0
userType	String	The Data.com user type. <ul style="list-style-type: none"> <code>Monthly</code>—A user type that's assigned monthly point limits for purchasing Data.com records. Only the assigned user can use monthly points. Points expire at the end of the month. Monthly is the default setting for <code>DatacloudUserType</code>. <code>Listpool</code>—A user type that allows users to draw from a pool of points to purchase Data.com records. 	Optional	32.0

Response body for POST

[Datacloud Order](#)

Datacloud Usage

Returns usage information for a Monthly user or a Listpool user.

Resource

```
/connect/datacloud/usage/userId
```

Available version

32.0

Requires Chatter

No

HTTP methods

GET

Response body

[Datacloud Purchase Usage](#)

Environment Hub Resources

Use Environment Hub resources to create new orgs and connect existing orgs to the hub.

Available resources:

Resource	Description
<a href="/connect/environment-hub/my-domain-validation/<i>myDomain</i>">/connect/environment-hub/my-domain-validation/<i>myDomain</i>	Validates that the specified My Domain value is available, valid, and unique. To enable single sign-on or connect existing organizations to Environment Hub, you need to set up and deploy My Domain.
<a href="/connect/environment-hub/oauth-url-generator/<i>username</i>">/connect/environment-hub/oauth-url-generator/<i>username</i>	Generates the URL used to initiate the OAuth workflow that connects an org to the Environment Hub.
<a href="/connect/environment-hub/signup-member-validation/<i>username</i>">/connect/environment-hub/signup-member-validation/<i>username</i>	Validates the input parameters used to initiate an org sign-up in the Environment Hub.
<a href="/connect/environment-hub/sso-user-mappings/<i>hubMemberId</i>">/connect/environment-hub/sso-user-mappings/<i>hubMemberId</i>	Creates an SSO mapping between an Environment Hub user and a user in a hub member org. An SSO user mapping lets the Environment Hub user log in as the mapped user in the member org without having to re-authenticate.

IN THIS SECTION:

[Environment Hub My Domain Validation](#)

Validates that the specified My Domain value is available, valid, and unique. To enable single sign-on or connect existing organizations to Environment Hub, you need to set up and deploy My Domain.

[Environment Hub Sign-up Member Validation](#)

Validates the input parameters used to initiate an org sign-up in the Environment Hub.

[Environment Hub OAuth URL Generator](#)

Generates the URL used to initiate the OAuth workflow that connects an org to the Environment Hub.

[Environment Hub SSO User Mapping Generator](#)

Creates an SSO mapping between an Environment Hub user and a user in a hub member org. An SSO user mapping lets the Environment Hub user log in as the mapped user in the member org without having to re-authenticate.

Environment Hub My Domain Validation

Validates that the specified My Domain value is available, valid, and unique. To enable single sign-on or connect existing organizations to Environment Hub, you need to set up and deploy My Domain.

Resource

```
/connect/environment-hub/my-domain-validation/myDomain
```

myDomain is the subdomain to use for My Domain.

Available version

36.0

Requires Chatter

No

HTTP methods

GET

Request parameters for GET

Parameter Name	Type	Description	Required or Optional	Available Version
orgEdition	String	The edition of the org to validate. Possible values are: <ul style="list-style-type: none"> • Personal Edition • Contact Manager Edition • Team Edition (for Group Edition) • Professional Edition • Enterprise Edition • Unlimited Edition • Developer Edition 	Optional	36.0

Response body for GET

[Environment Hub My Domain Validation](#)

Environment Hub Sign-up Member Validation

Validates the input parameters used to initiate an org sign-up in the Environment Hub.

Resource

```
/connect/environment-hub/signup-member-validation/username
```

username is the admin username for the org being connected to the Environment Hub.

Available version

36.0

Requires Chatter

No

HTTP methods

GET

Request parameters for GET

Parameter Name	Type	Description	Required or Optional	Available Version
edition	String	The edition to validate.	Optional	36.0
templateId	String	The template ID to validate.	Optional	36.0

You must specify at least one parameter when you make your request.

Response body for GET

[Environment Hub Sign-up Member Validation](#)

Environment Hub OAuth URL Generator

Generates the URL used to initiate the OAuth workflow that connects an org to the Environment Hub.

Resource

```
/connect/environment-hub/oauth-url-generator/username
```

username is the admin username for the org being connected to the Environment Hub.

Available version

36.0

Requires Chatter

No

HTTP methods

GET

Response body for GET

[Environment Hub OAuth URL](#)

Environment Hub SSO User Mapping Generator

Creates an SSO mapping between an Environment Hub user and a user in a hub member org. An SSO user mapping lets the Environment Hub user log in as the mapped user in the member org without having to re-authenticate.

User mappings can be many-to-one but not one-to-many. In other words, you can associate multiple users in the hub org with the same user in a member org.

Resource

```
/connect/environment-hub/sso-user-mappings/hubMemberId
```

Available version

36.0

Requires Chatter

No

HTTP methods

POST

Request body for POST**Root XML tag**`<ssoUserMapping>`**JSON example**

```
{
  "hubUserId": "005B0000000F6SNIA0",
  "memberUsername": "jeanSmith"
}
```

Properties

Name	Type	Description	Required or Optional	Available Version
hubUserId	String	The ID of a user in an Environment Hub organization.	Required	36.0
memberUsername	String	The username of a user in an Environment Hub member organization.	Required	36.0

Request parameters for POST

Parameter Name	Type	Description	Required or Optional	Available Version
hubUserId	String	The ID of a user in an Environment Hub organization.	Required	36.0
memberUsername	String	The username of a user in an Environment Hub member organization.	Required	36.0

Response body for POST[Environment Hub SSO User Mapping Validation](#)

Feed Elements Resources

Information about feed elements. Access, edit, post, search, and delete feed elements. Access a feed element's capabilities, including bundles and their feed elements.

Available resources:

Resource	Description
/chatter/feed-elements	Post feed elements and search all feed elements in an organization.
/chatter/feed-elements/batch	Post a batch of up to 500 feed elements.
/chatter/feed-elements/batch/<i>feedElementIds</i>	Get information about a comma-separated list of up to 500 feed elements. Errors for feed elements that can't be loaded are returned in the results.
/chatter/feed-elements/<i>feedElementId</i>	Access, edit, or delete a feed element. Feed items are the only type of feed element that can be edited.
/chatter/feed-elements/<i>feedElementId</i>/capabilities	Access a feed element's set of capabilities.
/chatter/feed-elements/<i>feedElementId</i>/capabilities/approval	Access the approval capability of a feed element.
/chatter/feed-elements/<i>feedElementId</i>/capabilities/associated-actions	Access the associated actions capability of a feed element.
/chatter/feed-elements/<i>feedElementId</i>/capabilities/banner	Access the banner capability of a feed element.
/chatter/feed-elements/<i>feedElementId</i>/capabilities/bookmarks	Get information about whether a feed element is bookmarked, or add bookmarks to feed elements.
/chatter/feed-elements/<i>feedElementId</i>/capabilities/bundle	Access the bundle capability of a feed element.
/chatter/feed-elements/<i>feedElementId</i>/capabilities/bundle/feed-elements	Access all feed elements that are grouped together in a bundle.
/chatter/feed-elements/<i>feedElementId</i>/capabilities/canvas	Access the canvas capability of a feed element.
/chatter/feed-elements/<i>feedElementId</i>/capabilities/case-comment	Access the case comment capability of a feed element.
/chatter/feed-elements/<i>feedElementId</i>/capabilities/chatter-likes	Access information about the chatter likes capability for a feed element.
/chatter/feed-elements/<i>feedElementId</i>/capabilities/chatter-likes/items	Access a page of likes for a feed element, or add a like to a feed element.
/chatter/feed-elements/<i>feedElementId</i>/capabilities/comments	Access the comments capability for a feed element
/chatter/feed-elements/<i>feedElementId</i>/capabilities/comments/items	Access comments for a feed element, or add a comment to a feed element.

Resource	Description
/chatter/feed-elements/<i>feedElementId</i>/capabilities/content	Access the content capability of a feed element.
/chatter/feed-elements/<i>feedElementId</i>/capabilities/dashboard-component-snapshot	Access the dashboard component capability of a feed element.
/chatter/feed-elements/<i>feedElementId</i>/capabilities/edit/is-editable-by-me	Indicates whether the context user can edit the feed element. Feed items are the only type of feed element that can be edited.
/chatter/feed-elements/<i>feedElementId</i>/capabilities/email-message	Access the email message capability of a feed element.
/chatter/feed-elements/<i>feedElementId</i>/capabilities/enhanced-link	Access the enhanced link capability of a feed element.
/chatter/feed-elements/<i>feedElementId</i>/capabilities/link	Access the link capability of a feed element.
/chatter/feed-elements/<i>feedElementId</i>/capabilities/moderation	Get information about a feed element's moderation capability, add a moderation flag to a feed element, or delete all moderation flags from a feed element.
/chatter/feed-elements/<i>feedElementId</i>/capabilities/mute	Get information about whether a feed element is muted, or mute or unmute a feed element.
/chatter/feed-elements/<i>feedElementId</i>/capabilities/origin	Access the origin capability of a feed element. If a feed element has this capability, it was created by a feed action.
/chatter/feed-elements/<i>feedElementId</i>/capabilities/poll	Access a poll for a feed element, create a poll, or vote on a poll.
/chatter/feed-elements/<i>feedElementId</i>/capabilities/question-and-answers	Access question and answers for a feed element, or update question and answers on a feed element.
/chatter/feed-elements/<i>feedElementId</i>/capabilities/recommendations	Access the recommendations capability of a feed element.
/chatter/feed-elements/<i>feedElementId</i>/capabilities/record-snapshot	Access the record snapshot capability of a feed element.
/chatter/feed-elements/<i>feedElementId</i>/capabilities/topics	Access question and answers for a feed element, or update question and answers on a feed element.
/chatter/feed-elements/<i>feedElementId</i>/capabilities/tracked-changes	Access the tracked changes capability of a feed element.

Feed Elements, Post and Search

Post feed elements and search all feed elements in an organization.

Resource

```
/chatter/feed-elements
```

```
/connect/communities/communityId/chatter/feed-elements
```

Available version

31.0

Requires Chatter

Yes

HTTP methods

GET, POST

Request parameters for GET

Parameter Name	Type	Description	Required or Optional	Available Version
page	String	Specifies the page token to be used to view a page of information. Page tokens are returned as part of the response class, such as <code>currentPageToken</code> or <code>nextPageToken</code> . If you pass in <code>null</code> , the first page is returned.	Optional	31.0
pageSize	Integer	Specifies the number of feed elements per page. Valid values are from 1 through 100. If you pass in <code>null</code> , the default size is 25.	Optional	31.0
q	String	One or more keywords to search for in the feed elements visible to the context user. The search string can contain wildcards and must contain at least two characters that aren't wildcards. See Wildcards .	Required	31.0
recentCommentCount	Integer	The maximum number of comments to return with each feed element. The default value is 3.	Optional	31.0
sort	String	Specifies the order returned by the sort, such as by date created or last modified: <ul style="list-style-type: none"> • <code>CreatedDateDesc</code>—Sorts by most recent creation date. • <code>LastModifiedDateDesc</code>—Sorts by most recent activity. 	Optional	31.0

Response body for GET[Feed Element Page](#)**Request body for POST**

Feed item and comment bodies have a 10,000 character limit. Because this limit can change, we recommend that clients make a `describeSObjects()` call on the `FeedItem` or `FeedComment` object. To determine the maximum number of allowed characters, look at the length of the `Body` or `CommentBody` field.

[Feed Item Input](#)**Request parameters for POST**

Parameter Name	Type	Description	Required or Optional	Available Version
<code>feedElementType</code>	String	Feed elements are the top-level items that a feed contains. Feeds are feed element containers. The only possible value is <code>FeedItem</code> .	Required	31.0
<code>originalFeedElementId</code>	String	If this feed element is shared, this is the original feed element 18-character ID.	Optional	31.0
<code>subjectId</code>	String	The ID of the parent this feed element is being posted to. This value can be the ID of a user, group, or record, or the string <code>me</code> to indicate the context user.	Required	31.0
<code>text</code>	String	Text of the feed element.	Required	31.0
<code>visibility</code>	String	Specifies the type of users who can see a feed element. <ul style="list-style-type: none"> <code>AllUsers</code>—Visibility is not limited to internal users. <code>InternalUsers</code>—Visibility is limited to internal users. 	Optional	31.0

Response body for POST[Feed Item](#)**Example for POST**

This example posts text that mentions a user:

```
POST /chatter/feed-elements

{
  "body" : {
    "messageSegments" : [
      {
        "type" : "Text",
        "text" : "When should we meet for release planning? "
      },
    ],
  },
}
```

```

    {
      "type" : "Mention",
      "id" : "005D00000016Qxp"
    }
  ],
  "feedElementType" : "FeedItem",
  "subjectId" : "005D00000016Qxp"
}

```

SEE ALSO:[Action Link Templates](#)[Define Action Links and Post with a Feed Element](#)[Define Action Links in a Template and Post with a Feed Element](#)[Post a Feed Element with an Inline Image](#)

Feed Elements, Batch Post

Post a batch of up to 500 feed elements.

Resource

```
/chatter/feed-elements/batch
```

```
/connect/communities/communityId/chatter/feed-elements/batch
```

Available version

32.0

Requires Chatter

Yes

HTTP methods

POST, HEAD

Request body for POST

[Batch Collection Input](#)

The rich input for this batch collection is a [Feed Item Input](#)

Response body for POST

[Batch Results](#)

The Batch Results response body contains [Feed Item](#) response bodies corresponding to each of the request bodies. The Feed Item response bodies are returned in the same order as the request bodies.

The request returns an HTTP 200 status code unless an error occurs that affects the entire request (such as a parsing failure). If an individual request body causes an error, the Batch Results Item `statusCode` property contains the appropriate HTTP status code.

Post a batch of feed elements

This example uses the `/chatter/feed-elements/batch` resource to post a batch of feed elements. This example uses cURL.

```

curl -H "X-PrettyPrint: 1" -F
'json={"inputs":[{"richInput":{"subjectId":"me","body":{"messageSegments":[{"type":"Text","text":"Post
Number

```

```
1"}}, {"feedElementType": "FeedItem"}, {"richInput": {"subjectId": "me", "body": {"messageSegments": [{"type": "Text", "text": "Post Number 2"}]}}, {"feedElementType": "FeedItem"}]}; type=application/json' -X POST
https://instance_name/services/data/v36.0/chatter/feed-elements/batch -H 'Authorization: OAuth 00DD00000007HoR!...' --insecure
```

Here's the same example showing just the request body:

```
{
  "inputs": [
    {
      "richInput": {
        "subjectId": "me",
        "body": {
          "messageSegments": [
            {
              "type": "Text",
              "text": "Post Number 1"
            }
          ]
        }
      },
      "feedElementType": "FeedItem"
    },
    {
      "richInput": {
        "subjectId": "me",
        "body": {
          "messageSegments": [
            {
              "type": "Text",
              "text": "Post Number 2"
            }
          ]
        }
      },
      "feedElementType": "FeedItem"
    }
  ]
}
```

Post a batch of feed elements with binary files (version 35.0 and earlier)

⚠ Important: In version 36.0 and later, you can't create a feed post and upload a binary file in the same request. Upload files to Salesforce first, and then use the file IDs to attach one or more files to a feed post.

This example uses the `/chatter/feed-elements/batch` resource to post a batch of feed elements, uploads two binary files, and attach them to the feed elements in the batch. Include the information about the binary parts in the request body. This example uses cURL.

```
curl -H "X-PrettyPrint: 1" -F 'json={"inputs":[{"binaryPartNames":["bin1"],
"richInput":{"subjectId":"me","body":{"messageSegments":[{"type":"Text","text":"Please accept this receipt"}]},"capabilities":
{"content":{"description":"Receipt for expenses"},
"title":"receipt.pdf"}],"feedElementType":"FeedItem"}},
{"binaryPartNames":["bin2"],"richInput":{"subjectId":"me","body":{"messageSegments":[{"type":"Text","text":"Post
Number 2"}]}'
```

```
"capabilities": {"content" : {"description": "Receipt for expenses",
"title": "receipt2.pdf"}}, "feedElementType": "FeedItem"}]}; type=application/json'
-F "bin1=@/Users/jsmith/Desktop/receipt.pdf; type=application/octet-stream" -F
"bin2=@/Users/jsmith/Desktop/receipt2.pdf; type=application/octet-stream"
-X POST https://instance_name/services/data/v35.0/chatter/feed-elements/batch
-H 'Authorization: OAuth 00DD00000007HoR44QATPNzhzYEJBfU' --insecure
```

Here is the same example formatted to show the request body parts:

```
POST /services/data/v35.0/chatter/feed-elements/batch HTTP/1.1
Authorization: OAuth 00DRR0000000N0g!...
User-Agent: Jakarta Commons-HttpClient/3.0.1
Host: instance_name
Content-Length: 845
Content-Type: multipart/form-data; boundary=a7V4kRcFA8E79pivMuV2tukQ85cmNKeoEgJgq
Accept: application/json
```

```
--a7V4kRcFA8E79pivMuV2tukQ85cmNKeoEgJgq
Content-Disposition: form-data; name="json"
Content-Type: application/json; charset=UTF-8
```

```
{
  "inputs": [
    {
      "binaryPartNames": [
        "bin1"
      ],
      "richInput": {
        "subjectId": "me",
        "body": {
          "messageSegments": [
            {
              "type": "Text",
              "text": "Please accept this receipt"
            }
          ]
        }
      },
      "capabilities": {
        "content": {
          "description": "Receipt for expenses",
          "title": "receipt.pdf"
        }
      },
      "feedElementType": "FeedItem"
    }
  ],
  {
    "binaryPartNames": [
      "bin2"
    ],
    "richInput": {
      "subjectId": "me",
      "body": {
        "messageSegments": [
          {
```

```

        "type": "Text",
        "text": "Post Number 2"
      }
    ],
    },
    "capabilities": {
      "content": {
        "description": "Receipt for expenses",
        "title": "receipt2.pdf"
      }
    },
    "feedElementType": "FeedItem"
  }
}
]
}

--a7V4kRcFA8E79pivMuV2tukQ85cmNKeoEgJgq
Content-Disposition: form-data; name="bin1"; filename="receipt.pdf"
Content-Type: application/octet-stream; charset=ISO-8859-1

...contents of receipt.pdf...

--a7V4kRcFA8E79pivMuV2tukQ85cmNKeoEgJgq
Content-Disposition: form-data; name="bin2"; filename="receipt2.pdf"
Content-Type: application/octet-stream; charset=ISO-8859-1

...contents of receipt2.pdf...

--a7V4kRcFA8E79pivMuV2tukQ85cmNKeoEgJgq--

```



Note: The binary part names in the `binaryPartNames` properties must match the binary part names in the `name` properties of the binary request parts.

SEE ALSO:

[Using Chatter REST API Inputs](#)

[Batch Resource](#)

Feed Elements, Batch Get

Get information about a comma-separated list of up to 500 feed elements. Errors for feed elements that can't be loaded are returned in the results.

Resource

```
/chatter/feed-elements/batch/feedElementIds
```

```
/connect/communities/communityId/chatter/feed-elements/batch/feedElementIds
```

Available version

31.0

Requires Chatter

Yes

HTTP methods

GET

Response body for GET[Batch Results](#)

Feed Element

Access, edit, or delete a feed element. Feed items are the only type of feed element that can be edited.

Resource

```
/chatter/feed-elements/feedElementId
```

```
/connect/communities/communityId/chatter/feed-elements/feedElementId
```

Available version

31.0

Requires Chatter

Yes

HTTP methods

GET, DELETE, PATCH

PATCH is supported in version 34.0 and later.

Request parameters for GET

Parameter Name	Type	Description	Required or Optional	Available Version
<code>elementsPerBundle</code>	Integer	The maximum number of feed elements per bundle. The default and maximum value is 10.	Optional	31.0
<code>recentCommentCount</code>	Integer	The maximum number of comments to return with each feed element. The default value is 3.	Optional	31.0

Request body for PATCH[Feed Item Input](#)**Response body for PATCH**[Feed Item](#)**Response body for GET**[Generic Feed Element](#) or [Feed Item](#)

Response body for DELETE[204: Successful Delete](#)

SEE ALSO:

[Edit a Feed Post](#)[Edit a Question Title and Post](#)

Feed Elements Capabilities

Access a feed element's set of capabilities.

Resource

```
/chatter/feed-elements/feedElementId/capabilities
```

```
/connect/communities/communityId/chatter/feed-elements/feedElementId/capabilities
```

Available version

31.0

Requires Chatter

Yes

HTTP methods

GET

Request parameters for GET

Parameter Name	Type	Description	Required or Optional	Available Version
elementsPerBundle	Integer	The maximum number of feed elements per bundle. The default and maximum value is 10.	Optional	31.0
recentCommentCount	Integer	The maximum number of comments to return with each feed element. The default value is 3.	Optional	31.0

Response body for GET[Feed Element Capabilities](#)

Feed Elements Capability, Approval

Access the approval capability of a feed element.

Resource

```
/chatter/feed-elements/feedElementId/capabilities/approval
```

```
/connect/communities/communityId/chatter/feed-elements/feedElementId/capabilities/approval
```


Available version

32.0

Requires Chatter

Yes

HTTP methods

GET, HEAD

Response bodies for GET[Approval Capability](#)

If the feed element doesn't support this capability, the response is [404: Not Found](#).

Feed Elements Capability, Associated Actions

Access the associated actions capability of a feed element.

Resource

```
/chatter/feed-elements/feedElementId/capabilities/associated-actions
```

```
/connect/communities/communityId/chatter/feed-elements/feedElementId/capabilities/associated-actions
```

Available version

33.0

Requires Chatter

Yes

HTTP methods

GET, HEAD

Response bodies for GET[Associated Actions Capability](#)

If the feed element doesn't support this capability, the response is [404: Not Found](#).

Feed Elements Capability, Banner

Access the banner capability of a feed element.

Resource

```
/chatter/feed-elements/feedElementId/capabilities/banner
```

```
/connect/communities/communityId/chatter/feed-elements/feedElementId/capabilities/banner
```

Available version

32.0

Requires Chatter

Yes

HTTP methods

GET, HEAD

Response bodies for GET[Banner Capability](#)

If the feed element doesn't support this capability, the response is [404: Not Found](#).

Feed Elements Capability, Bookmarks

Get information about whether a feed element is bookmarked, or add bookmarks to feed elements.

Resource

```
/chatter/feed-elements/feedElementId/capabilities/bookmarks
```

```
/connect/communities/communityId/chatter/feed-elements/feedElementId/capabilities/bookmarks
```

Available version

32.0

Requires Chatter

Yes

HTTP methods

GET, PATCH

Request body for PATCH

Root XML tag

```
<bookmarksCapability>
  <isBookmarkedByCurrentUser>true</isBookmarkedByCurrentUser>
</bookmarksCapability>
```

JSON example

```
{
  "isBookmarkedByCurrentUser": true
}
```

Properties

Name	Type	Description	Required or Optional	Available Version
isBookmarkedByCurrentUser	Boolean	Specifies if the feed element should be bookmarked for the user (<code>true</code>) or not (<code>false</code>).	Required	32.0

Request parameter for PATCH

Parameter Name	Type	Description	Required or Optional	Available Version
isBookmarkedByCurrentUser	Boolean	Specifies if the feed element should be bookmarked for the user (<code>true</code>) or not (<code>false</code>).	Required	32.0

Response body for GET, PATCH[Bookmarks Capability](#)

If the feed element doesn't support this capability, the response is [404: Not Found](#).

Feed Elements Capability, Bundle

Access the bundle capability of a feed element.

Resource

```
/chatter/feed-elements/feedElementId/capabilities/bundle
```

```
/connect/communities/communityId/chatter/feed-elements/feedElementId/capabilities/bundle
```

Available version

31.0

Requires Chatter

Yes

HTTP methods

GET, HEAD

Request parameters for GET

Parameter Name	Type	Description	Required or Optional	Available Version
elementsPerBundle	Integer	The maximum number of feed elements per bundle. The default and maximum value is 10.	Optional	31.0
recentCommentCount	Integer	The maximum number of comments to return with each feed element. The default value is 3.	Optional	31.0

Response bodies for GET

One of these response bodies:

- [Generic Bundle Capability](#)
- [Tracked Change Bundle Capability](#)

If the feed element doesn't support this capability, the response is [404: Not Found](#).

Feed Elements Capability, Bundle Elements

Access all feed elements that are grouped together in a bundle.

 **Note:** Bundled posts contain feed-tracked changes. In Salesforce1 downloadable apps, bundled posts are in record feeds only.

Resource

```
/chatter/feed-elements/feedElementId/capabilities/bundle/feed-elements
```

```
connect/communities/communityId/chatter/feed-elements/feedElementId/capabilities/bundle/feed-elements
```

Available version

31.0

Requires Chatter

Yes

HTTP methods

GET

Request parameters for GET

Parameter Name	Type	Description	Required or Optional	Available Version
elementsPerBundle	Integer	The maximum number of feed elements per bundle. The default and maximum value is 10.	Optional	31.0
page	String	Specifies the page token to be used to view a page of information. Page tokens are returned as part of the response class, such as <code>currentPageToken</code> or <code>nextPageToken</code> . If you pass in <code>null</code> , the first page is returned.	Optional	31.0
pageSize	Integer	Specifies the number of feed elements per page. Valid values are from 1 through 100. If you pass in <code>null</code> , the default size is 25.	Optional	31.0
recentCommentCount	Integer	The maximum number of comments to return with each feed element. The default value is 3.	Optional	31.0

Response body for GET

[Feed Element Page](#)

If the feed element doesn't support this capability, the response is [404: Not Found](#).

Feed Elements Capability, Canvas

Access the canvas capability of a feed element.

Resource

```
/chatter/feed-elements/feedElementId/capabilities/canvas
```

```
/connect/communities/communityId/chatter/feed-elements/feedElementId/capabilities/canvas
```

Available version

32.0

Requires Chatter

Yes

HTTP methods

GET, HEAD

Response bodies for GET[Canvas Capability](#)

If the feed element doesn't support this capability, the response is [404: Not Found](#).

Feed Elements Capability, Case Comment

Access the case comment capability of a feed element.

Resource

```
/chatter/feed-elements/feedElementId/capabilities/case-comment
```

```
/connect/communities/communityId/chatter/feed-elements/feedElementId/capabilities/case-comment
```

Available version

32.0

Requires Chatter

Yes

HTTP methods

GET, HEAD

Response bodies for GET[Case Comment Capability](#)

If the feed element doesn't support this capability, the response is [404: Not Found](#).

Feed Elements Capability, Chatter Likes

Access information about the chatter likes capability for a feed element.

Resource

```
/chatter/feed-elements/feedElementId/capabilities/chatter-likes
```

```
/connect/communities/communityId/chatter/feed-elements/feedElementId/capabilities/chatter-likes
```

Available version

32.0

Requires Chatter

Yes

HTTP methods

GET

Response[Chatter Likes Capability](#)

If the feed element doesn't support this capability, the response is [404: Not Found](#).

Feed Elements Capability, Chatter Likes Items

Access a page of likes for a feed element, or add a like to a feed element.

Resource

```
/chatter/feed-elements/feedElementId/capabilities/chatter-likes/items
```

```
/connect/communities/communityId/chatter/feed-elements/feedElementId/capabilities/chatter-likes/items
```

Available version

32.0

Requires Chatter

Yes

HTTP methods

GET, POST



Note: POST takes no request parameters nor a request body.

Request parameters for GET

Parameter Name	Type	Description	Required or Optional	Available Version
page	Integer	Specifies the number of the page you want returned. If you don't specify a value, the first page is returned.	Optional	32.0
pageSize	Integer	Specifies the number of likes per page. Valid values are from 1 to 100. If you don't specify a size, the default is 25.	Optional	32.0

Response body for POST

[Like](#)

If the feed element doesn't support this capability, the response is [404: Not Found](#).

Response body for GET

[Like Page](#)

If the feed element doesn't support this capability, the response is [404: Not Found](#).

Feed Elements Capability, Comments

Access the comments capability for a feed element

Resource

```
/chatter/feed-elements/feedElementId/capabilities/comments
```

```
/connect/communities/communityId/chatter/feed-elements/feedElementId/capabilities/comments
```

Available version

32.0

Requires Chatter

Yes

HTTP methods

GET

Response body for GET[Comments Capability](#)

If the feed element doesn't support this capability, the response is [404: Not Found](#).

Feed Elements Capability, Comments Items

Access comments for a feed element, or add a comment to a feed element.

For additional information about posting a comment, see [Using POST, PATCH, or PUT for Input](#).

To upload a binary file to attach to a comment, you must send it in a multipart/form-data request. To send the text of the comment, you can choose to include a JSON or XML rich input body part in the multipart/form-data request. Alternately, you can choose to pass the information in request parameter parts. For information about how to create the multipart/form-data message, see [Uploading Binary Files](#).

Resource

```
/chatter/feed-elements/feedElementId/capabilities/comments/items
```

```
/connect/communities/communityId/chatter/feed-elements/feedElementId/capabilities/comments/items
```

Available version

32.0

Requires Chatter

Yes


HTTP methods

GET, POST

Request body for POST**Root XML tag**

<comment>

Properties

Name	Type	Description	Available Version
attachment	Depends on type.	Optional. Values are: <ul style="list-style-type: none"> Attachment Input: Existing Content Attachment Input: New File Upload  Important: As of version 32.0, use the <code>capabilities</code> property.	24.0–31.0

Name	Type	Description	Available Version
body	Message Body Input	<p>The body of the comment.</p> <p>Feed item and comment bodies have a 10,000 character limit. Because this limit can change, we recommend that clients make a <code>describeObjects()</code> call on the <code>FeedItem</code> or <code>FeedComment</code> object. To determine the maximum number of allowed characters, look at the length of the <code>Body</code> or <code>CommentBody</code> field.</p> <p>To edit this property in a comment, make a PATCH request to <code>/chatter/comments/commentId</code>. Editing comments is supported in version 34.0 and later.</p>	23.0
capabilities	Comment Capabilities Input	Capabilities of the comment, such as a file attachment	32.0

Request parameters for POST

Parameter Name	Type	Description	Required or Optional	Available Version
text	String	The comment text.	Required	32.0

Request parameters for GET

Parameter Name	Type	Description	Required or Optional	Available Version
page	String	The page token to use to view the page. Use the value given in the <code>nextPageUrl</code> property of the <code>CommentPage</code> .	Optional	32.0
pageSize	Integer	The number of comments per page. The default value is 3.	Optional	32.0

Response body for GET

[Comment Page](#)

If the feed element doesn't support this capability, the response is [404: Not Found](#).

Response body for POST

[Comment](#)

If the feed element doesn't support this capability, the response is [404: Not Found](#).

Feed Elements Capability, Content

Access the content capability of a feed element.

Resource

```
/chatter/feed-elements/feedElementId/capabilities/content
```

```
/connect/communities/communityId/chatter/feed-elements/feedElementId/capabilities/content
```

Available version

32.0

Requires Chatter

Yes

HTTP methods

GET, HEAD

Response bodies for GET

[Content Capability](#)

If the feed element doesn't support this capability, the response is [404: Not Found](#).

Feed Elements Capability, Dashboard Component Snapshot

Access the dashboard component capability of a feed element.

Resource

```
/chatter/feed-elements/feedElementId/capabilities/dashboard-component-snapshot
```

```
/connect/communities/communityId/chatter/feed-elements/feedElementId/capabilities/dashboard-component-snapshot
```

Available version

32.0

Requires Chatter

Yes

HTTP methods

GET, HEAD

Response bodies for GET

[Dashboard Component Snapshot Capability](#)

If the feed element doesn't support this capability, the response is [404: Not Found](#).

Feed Elements Capability, Editability

Indicates whether the context user can edit the feed element. Feed items are the only type of feed element that can be edited.

Resource

```
/chatter/feed-elements/feedElementId/capabilities/edit/is-editable-by-me
```

```
/connect/communities/communityId/chatter/feed-elements/feedElementId/capabilities/edit/is-editable-by-me
```

Available version

34.0

Requires Chatter

Yes

HTTP methods

GET

Response body for GET[Feed Entity Is Editable](#)

Feed Elements Capability, Email Message

Access the email message capability of a feed element.

Resource

```
/chatter/feed-elements/feedElementId/capabilities/email-message
```

```
/connect/communities/communityId/chatter/feed-elements/feedElementId/capabilities/email-message
```

Available version

32.0

Requires Chatter

Yes

HTTP methods

GET, HEAD

Response bodies for GET[Email Message Capability](#)

If the feed element doesn't support this capability, the response is [404: Not Found](#).

Feed Elements Capability, Enhanced Link

Access the enhanced link capability of a feed element.

Resource

```
/chatter/feed-elements/feedElementId/capabilities/enhanced-link
```

```
/connect/communities/communityId/chatter/feed-elements/feedElementId/capabilities/enhanced-link
```

Available version

32.0

Requires Chatter

Yes

HTTP methods

GET, HEAD

Response bodies for GET[Enhanced Link Capability](#)If the feed element doesn't support this capability, the response is [404: Not Found](#).

Feed Elements Capability, Files

Access the files capability of a feed element.

Resource

```
/chatter/feed-elements/feedElementId/capabilities/files
```

```
/connect/communities/communityId/chatter/feed-elements/feedElementId/capabilities/files
```

Available version

37.0

Requires Chatter

Yes

HTTP methods

GET, HEAD

Response body for GET[Files Capability](#)If the feed element doesn't support this capability, the response is [404: Not Found](#).

Feed Elements Capability, Link

Access the link capability of a feed element.

Resource

```
/chatter/feed-elements/feedElementId/capabilities/link
```

```
/connect/communities/communityId/chatter/feed-elements/feedElementId/capabilities/link
```

Available version

32.0

Requires Chatter

Yes

HTTP methods

GET, HEAD

Response bodies for GET[Link Capability](#)If the feed element doesn't support this capability, the response is [404: Not Found](#).

Feed Elements Capability, Moderation

Get information about a feed element's moderation capability, add a moderation flag to a feed element, or delete all moderation flags from a feed element.

Resource

```
/connect/communities/communityId/chatter/feed-elements
/feedElementId/capabilities/moderation
```

Available version

31.0

Requires Chatter

Yes

HTTP methods

GET, POST, DELETE, HEAD

Request parameters for GET and POST

Parameter Name	Type	Description	Required or Optional	Available Version
visibility	String	<p>Specifies the visibility behavior of a flag for various user types. One of these values:</p> <ul style="list-style-type: none"> ModeratorsOnly—The flag is visible only to users with moderation permissions on the flagged element or item. SelfAndModerators—The flag is visible to the creator of the flag and to users with moderation permissions on the flagged element or item. 	Optional	31.0

Request body for POST

Root XML tag

```
<moderationFlag>
```

JSON

```
{
  "visibility" : "ModeratorsOnly"
}
```

Properties

Name	Type	Description	Available Version
visibility	String	<p>Specifies the visibility behavior of a flag for various user types.</p> <ul style="list-style-type: none"> <code>ModeratorsOnly</code>—The flag is visible only to users with moderation permissions on the flagged element or item. <code>SelfAndModerators</code>—The flag is visible to the creator of the flag and to users with moderation permissions on the flagged element or item. 	30.0

Response body for GET and POST

[Moderation Capability](#)

If the feed element doesn't support this capability, the response is [404: Not Found](#).

Feed Elements Capability, Mute

Get information about whether a feed element is muted, or mute or unmute a feed element.

Resource

```
/chatter/feed-elements/feedElementId/capabilities/mute
```

```
/connect/communities/communityId/chatter/feed-elements/feedElementId/capabilities/mute
```

Available version

35.0

Requires Chatter

Yes

HTTP methods

GET, HEAD, PATCH

Request body for PATCH**Root XML tag**

```
<muteCapability>
```

JSON example

```
{
  "isMutedByMe": true
}
```

Properties

Name	Type	Description	Required or Optional	Available Version
isMutedByMe	Boolean	Indicates whether the feed element is muted for the context user. Default value is <code>false</code> .	Required	35.0

Request parameters for PATCH

Parameter Name	Type	Description	Required or Optional	Available Version
isMutedByMe	Boolean	Indicates whether the feed element is muted for the context user. Default value is <code>false</code> .	Required	35.0

Response body for GET and PATCH

[Mute Capability](#)

If the feed element doesn't support this capability, the response is [404: Not Found](#).

Feed Elements Capability, Origin

Access the origin capability of a feed element. If a feed element has this capability, it was created by a feed action.

Resource

```
/chatter/feed-elements/feedElementId/capabilities/origin
```

```
/connect/communities/communityId/chatter/feed-elements/feedElementId/capabilities/origin
```

Available version

33.0

Requires Chatter

Yes

HTTP methods

GET, HEAD

Response bodies for GET

[Origin Capability](#)

If the feed element doesn't support this capability, the response is [404: Not Found](#).

Feed Elements Capability, Poll

Access a poll for a feed element, create a poll, or vote on a poll.

Resource

```
/chatter/feed-elements/feedElementId/capabilities/poll
```

```
/connect/communities/communityId/chatter/feed-elements/feedElementId/capabilities/poll
```

Available version

32.0

Requires Chatter

Yes

HTTP methods

GET, PATCH

Request body for PATCH**XML example**

```
<pollCapability>
  <pollChoices>
    <choice>Monday</choice>
    <choice>Tuesday</choice>
  </pollChoices>
</pollCapability>
```

JSON example

```
{
  "choices" : [
    "Monday", "Tuesday"
  ]
}
```

Properties

Name	Type	Description	Required or Optional	Available Version
choices	String[]	The choices used to create a new poll. You must specify 2–10 poll choices for each poll.	Required for creating a poll	32.0
myChoiceId	String	ID of an existing choice on the feed poll. Used to vote on an existing poll.	Required for voting on a poll	32.0

Request parameters for PATCH

Parameter Name	Type	Description	Required or Optional	Available Version
myChoiceId	String	A poll choice ID.	Required	32.0

Response body for GET, PATCH
[Poll Capability](#)

If the feed element doesn't support this capability, the response is [404: Not Found](#).

Feed Elements Capability, Question and Answers

Access question and answers for a feed element, or update question and answers on a feed element.

Resource

```
/chatter/feed-elements/feedElementId/capabilities/question-and-answers
```

```
/connect/communities/communityId/chatter/feed-elements/feedElementId/capabilities/question-and-answers
```

Available version

32.0

Requires Chatter

Yes

HTTP methods

GET, PATCH

Request body for PATCH

Root XML tag

```
<questionAndAnswersCapability>
  <bestAnswerId>0D7D000000001MAKAY</bestAnswerId>
</questionAndAnswersCapability>
```

JSON example

```
{
  "bestAnswerId": "0D7D000000001MAKAY"
}
```

Properties

Name	Type	Description	Required or Optional	Available Version
bestAnswerId	String	A comment ID to use as a best answer for a question feed element. The best answer comment must already exist on the question feed element.	Required to PATCH the best answer. Not supported in POST requests.	32.0
questionTitle	String	Title for a question feed element. To edit the title of a question, make a PATCH request to <code>/chatter/feed-elements/feedElementId</code> . Editing question titles is supported in version 34.0 and later.	Required to POST or PATCH a question.	32.0

Request parameters for PATCH

Parameter Name	Type	Description	Required or Optional	Available Version
bestAnswerId	String	A comment ID to use as a best answer for a question feed element. The best answer comment must already exist on the question feed element.	Required	32.0

Response body for GET, PATCH

[Question and Answers Capability](#)

If the feed element doesn't support this capability, the response is [404: Not Found](#).

Feed Elements Capability, Recommendations

Access the recommendations capability of a feed element.

Resource

```
/chatter/feed-elements/feedElementId/capabilities/recommendations
```

```
/connect/communities/communityId/chatter/feed-elements/feedElementId/capabilities/recommendations
```

Available version

32.0

Requires Chatter

Yes

HTTP methods

GET, HEAD

Response bodies for GET

[Recommendations Capability](#)

If the feed element doesn't support this capability, the response is [404: Not Found](#).

Feed Elements Capability, Record Snapshot

Access the record snapshot capability of a feed element.

Resource

```
/chatter/feed-elements/feedElementId/capabilities/record-snapshot
```

```
/connect/communities/communityId/chatter/feed-elements/feedElementId/capabilities/record-snapshot
```

Available version

32.0

Requires Chatter

Yes

HTTP methods

GET, HEAD

Response bodies for GET[Record Snapshot Capability](#)If the feed element doesn't support this capability, the response is [404: Not Found](#).

Feed Elements Capability, Social Post

Access the social post capability of a feed element.

Resource

```
/chatter/feed-elements/feedElementId/capabilities/social-post
```

```
/connect/communities/communityId/chatter/feed-elements/feedElementId/capabilities/social-post
```

Available version

37.0

Requires Chatter

Yes

HTTP methods

GET, HEAD

Response body for GET[Social Post Capability](#)If the feed element doesn't support this capability, the response is [404: Not Found](#).

Feed Elements Capability, Topics

Get, delete, and post topics associated with a feed element.

Resource

```
/chatter/feed-elements/feedElementId/capabilities/topics
```

```
/connect/communities/communityId/chatter/feed-elements/feedElementId/capabilities/topics
```

Available version

32.0

Requires Chatter

Yes

HTTP methods

GET, DELETE, POST

Request body for POST**Root XML tag**

```
<feedItemTopic>
```

JSON

The following example attaches a new topic to a feed item:

```
{ "topicName": "W3C"
}
```

Properties

Name	Type	Description	Required or Optional	Available Version
topicId	String	ID of an existing topic	Required for existing topics if the topicName property isn't used	29.0
topicName	String	Name of a new or existing topic, up to 150 characters	Required for new topics; required for existing topics if the topicId property isn't used	29.0

Request parameters for POST

Parameter Name	Type	Description	Required or Optional	Available Version
topicId	String	ID of an existing topic.	Required for existing topics if the topicName property isn't used.	32.0
topicName	String	Name of a new or existing topic, up to 150 characters.	Required for new topics; required for existing topics if the topicId property isn't used.	32.0

Request parameters for DELETE

Parameter Name	Type	Description	Required or Optional	Available Version
topicId	String	An existing topic ID.	Required	32.0

Response body for POST

[Topic](#)

If the feed element doesn't support this capability, the response is [404: Not Found](#).

Response body for GET

[Topics Capability](#)

If the feed element doesn't support this capability, the response is [404: Not Found](#).

Feed Elements Capability, Tracked Changes

Access the tracked changes capability of a feed element.

Resource

```
/chatter/feed-elements/feedElementId/capabilities/tracked-changes
```

```
/connect/communities/communityId/chatter/feed-elements/feedElementId/capabilities/tracked-changes
```

Available version

32.0

Requires Chatter

Yes

HTTP methods

GET, HEAD

Response bodies for GET

[Tracked Changes Capability](#)

Feed Items Resources

Information about feed items. Access, search, delete, bookmark, and like feed items. Access and post comments. Access and vote in polls. And access, add, and remove topics.

 **Important:** Feed Item Resources aren't available in version 32.0 and later. In version 32.0 and later, use [Feed Elements Resources](#).

Feed-Items Batch

A batch of feed items. Get information about multiple feed items in one request.


Get information about the comma-separated list of up to 500 feed items. Errors for feed items that couldn't be loaded are returned in the results.

Resource

```
/chatter/feed-items/batch/feedItemIds
```

Available versions

29.0–31.0

 **Important:** In version 32.0 and later, use [Feed Elements](#), [Batch Get](#).

Requires Chatter

Yes

HTTP methods

GET, HEAD

Response body for GET

[Batch Results](#)

Feed-Items Query

A paginated collection of feed items. Use this resource to search for feed items.

The query parameter (`q`) is required. All types of feed items are searched, including tracked changes. A search returns feed items with the search term in the feed item body, as well as feed items that have comments that contain the search term. You can also use wildcards with the query parameter.

Resource

```
/chatter/feed-items?q=searchTerm
```

Available versions

23.0–31.0



Important: In version 32.0 and later, use [Feed Elements, Post and Search](#).

Requires Chatter

Yes

HTTP methods

GET, HEAD

Request parameters

Parameter Name	Type	Description	Required or Optional	Available Since
<code>page</code>	String	A generated token that indicates the view of feed items in the feed.	Optional	23.0–31.0
<code>pageSize</code>	Integer	Specifies the number of items per page. Valid values are from 1 through 100. If you don't specify a size, the default is 25.	Optional	23.0–31.0
<code>q</code>	String	Specifies the string to search. The search string must contain at least two characters, not including any wildcards. For more information about wildcards, see Wildcards . The query parameter searches all types of feed items, including tracked changes. The search returns feed items with the search term in the feed item body, as well as feed items that have comments that contain the search term.	Required	23.0–31.0
<code>recentCommentCount</code>	Integer	Maximum number of comments to include per feed item. The default value is 3.	Optional	29.0–31.0
<code>sort</code>	String	The sort order of the results. Values are: <ul style="list-style-type: none"> • <code>CreatedDateDesc</code> • <code>LastModifiedDateDesc</code> The default value is <code>CreatedDateDesc</code> .	Optional	28.0–31.0

Response body

[Feed Item Page](#)

Feed-Items, Specific Feed Item

Access, delete, or bookmark a specific feed item.

Resource

```
/chatter/feed-items/feedItemId
```

Available versions

23.0–31.0

 **Important:** In version 32.0 and later, use [Feed Element](#).

Requires Chatter

Yes

HTTP methods

GET, DELETE, PATCH, or HEAD

Request body for PATCH

The root XML tag is `<feedItem>`.

Parameter Name	Type	Description
<code>isBookmarkedByCurrentUser</code>	Boolean	Specify <code>true</code> to add the current feed item to the list of bookmarked feed items for the current user. Specify <code>false</code> to remove this feed item from the list of bookmarked feed items for the current user.

Request parameter for PATCH

Parameter Name	Type	Description
<code>isBookmarkedByCurrentUser</code>	Boolean	Specify <code>true</code> to add the current feed item to the list of bookmarked feed items for the current user. Specify <code>false</code> to remove this feed item from the list of bookmarked feed items for the current user.

Response body for GET, PATCH, or HEAD

[Feed Item](#)

Example

This PATCH request bookmarks a feed item:

```
/chatter/feed-items/0D5D0000000JvckKAC?isBookmarkedByCurrentUser=true
```

Feed Items Comments

Access comments for a feed item or post a comment.

The default number of comments to retrieve is 3. To retrieve more comments increase the size of the `pageSize` parameter.

For additional information about posting a comment, see [Using POST, PATCH, or PUT for Input](#).

To upload a binary file to attach to a comment, you must send it in a multipart/form-data request. To send the text of the comment, you can choose to include a JSON or XML rich input body part in the multipart/form-data request. Alternately, you can choose to pass the information in request parameter parts. For information about how to create the multipart/form-data message, see [Uploading Binary Files](#).

Resource

```
/chatter/feed-items/feedItemId/comments
```

Available since version

23.0–31.0



Important: In version 32.0 and later, use [Feed Elements Capability, Comments Items](#).

Requires Chatter

Yes

HTTP methods

GET, POST or HEAD

Request body for POST

Root XML tag

<comment>

Properties

Name	Type	Description	Available Version
attachment	Depends on type.	Optional. Values are: <ul style="list-style-type: none"> Attachment Input: Existing Content Attachment Input: New File Upload Important: As of version 32.0, use the <code>capabilities</code> property.	24.0–31.0
body	Message Body Input	The body of the comment. Feed item and comment bodies have a 10,000 character limit. Because this limit can change, we recommend that clients make a <code>describeObjects()</code> call on the <code>FeedItem</code> or <code>FeedComment</code> object. To determine the maximum number of allowed characters, look at the length of the <code>Body</code> or <code>CommentBody</code> field. To edit this property in a comment, make a PATCH request to	23.0

Name	Type	Description	Available Version
		<code>/chatter/comments/<i>commentId</i></code> Editing comments is supported in version 34.0 and later.	
<code>capabilities</code>	Comment Capabilities Input	Capabilities of the comment, such as a file attachment	32.0

Request parameters for POST**Parameters for attaching an existing file**

Parameter Name	Type	Description	Required or Optional	Available Version
<code>attachmentType</code>	String	The type of attachment. Must contain the value <code>ExistingContent</code> .	Required	27.0–31.0
<code>contentDocumentId</code>	String	ID of an existing file to be posted.	Required	24.0–31.0
<code>text</code>	String	Text of the comment.	Optional	23.0–31.0

Parameters for posting text

Parameter Name	Type	Description	Required or Optional	Available Version
<code>text</code>	String	The comment text.	Required	23.0–31.0

Request parameters for GET or HEAD

Parameter Name	Type	Description	Required or Optional	Available Version
<code>page</code>	String	A generated token that indicates the view of feed items in the feed. Page tokens are returned as part of the response body, in one of the URL parameters, such as <code>nextPageURL</code> .	Optional	23.0–31.0
<code>pageSize</code>	Integer	Specifies the number of items per page. Valid values are from 1 through 100. If you don't specify a size, the default is 25.	Optional	23.0–31.0

Parameter Name	Type	Description	Required or Optional	Available Version
		This parameter specifies the number of comments per page.		

Response body for GET or HEAD[Comment Page](#)**Response body for POST**[Comment](#)**Example: Posting a Comment**

This POST request uses a request parameter to post a comment to a feed item:

```
/chatter/feed-items/0D5D0000000JvckKAC/comments?text=I+completely+agree
```

Example: Posting a Comment and Attaching an Existing File

This POST request posts a comment and attaches a file that has already been uploaded to the user's organization:

```
/chatter/feed-items/0D5D0000000JvckKAC/comments?text=yes&attachmentType=ExistingContent&contentDocumentId=069D00000001FHF
```

Example: Posting a Comment and Uploading and Attaching a New File

See [Uploading Binary Files](#) on page 10.

Feed-Items Likes

Used to access likes for a specific feed item, or to add a like to a specific feed item.

Resource

```
/chatter/feed-items/feedItemId/likes
```

Available versions

23.0–31.0



Important: In version 32.0 and later, use [Feed Elements Capability, Chatter Likes Items](#).

Requires Chatter

Yes

HTTP methods

GET, POST or HEAD

Request parameters for GET or HEAD

Note: There aren't any request parameters for POST.

Parameter Name	Type	Description
page	Integer	Specifies the number of the page you want returned.

Parameter Name	Type	Description
pageSize	Integer	Specifies the number of items per page. Valid values are from 1 through 100. If you don't specify a size, the default is 25.

Response body for GET or HEAD[Like Page](#)**Response body for POST**[Like](#)

SEE ALSO:

[Like a Feed Item](#)

Feed-Items Polls

Used to access or vote in an existing poll.

Resource`/chatter/feed-items/feedItemId/poll`The *feedItemId* must have the type `PollPost`.**Available versions**

26.0–31.0

 **Important:** In version 32.0 and later, use [Feed Elements Capability, Poll](#).**Requires Chatter**

Yes

HTTP methods

GET, PATCH or HEAD

Use PATCH to either vote in an existing poll, or change the current user's vote.

Request body for PATCH**Root XML tag**`<feedPoll>`**Properties**

Name	Type	Description	Available Version
myChoiceId	String	ID of an existing choice on the feed poll. Used to specify the ID of the poll choice that the current user is voting on.	26.0–31.0

Request parameters for PATCH

Name	Type	Description	Available Version
myChoiceId	String	ID of an existing choice on the feed poll. Used to specify the ID of the poll choice that the current user is voting on.	26.0–31.0

Response body

[Feed Item Attachment: Poll](#)

Feed-Items Topics


The topics associated with a specific feed item. Associate a new or existing topic with a specific feed item. Remove a topic from a specific feed item. Only users with the “Assign Topics” permission can add or remove existing topics from feed items. Only users with the “Create Topics” permission can add new topics to feed items.

Resource

```
/chatter/feed-items/feedItemId/topics
```

Available versions

28.0–31.0

 **Important:** In version 32.0 and later, use [Feed Elements Capability, Topics](#).

Requires Chatter

Yes

HTTP methods

DELETE, POST

Request parameter for DELETE

Parameter Name	Type	Description	Required or Optional	Available Version
topicId	String	ID of an existing topic	Required	28.0–31.0

Request body for POST**Root XML tag**

```
<feedItemTopic>
```

JSON

The following example attaches a new topic to a feed item:

```
{ "topicName": "W3C"
}
```

Properties

Name	Type	Description	Required or Optional	Available Version
<code>topicId</code>	String	ID of an existing topic	Required for existing topics if the <code>topicName</code> property isn't used	29.0
<code>topicName</code>	String	Name of a new or existing topic, up to 150 characters	Required for new topics; required for existing topics if the <code>topicId</code> property isn't used	29.0

Request parameters for POST

Parameter Name	Type	Description	Required or Optional	Available Version
<code>topicId</code>	String	ID of an existing topic	Required for existing topics if the <code>topicName</code> parameter isn't used	28.0–31.0
<code>topicName</code>	String	Name of a new or existing topic, up to 150 characters	Required for new topics; required for existing topics if the <code>topicId</code> parameter isn't used	28.0–31.0

Response body for DELETE

[204: Successful Delete](#)

Response body for POST

[Topic](#)

Example for POST

This example passes the ID of an existing topic in the `topicId` parameter to associate it with a feed item:

```
/chatter/feed-items/0D5D0000000JmiB/topics?topicId=0TOD000000090r
```

Feeds Resources

Feeds are made up of feed items. There are many feed types. Each feed type has an algorithm that determines which feed items it contains.

The news feed, record feed, and user profile feed support GET and POST requests. All other feeds support GET requests.

IN THIS SECTION:

[Bookmarks Feed Resources](#)

A feed containing feed elements saved as bookmarks by the context user.

[Communities Home Feed Resource](#)

Returns a list of all feed elements associated with any managed topic in the community.

[Communities Moderation Feed Resources](#)

A feed containing feed elements and comments that have been flagged for moderation in a community.

[Company Feed Resources](#)

A feed containing all feed elements and comments from an entire company.

[Favorites Feed Resources](#)

A feed containing favorites saved by the context user.

[Feeds Resource](#)

A list of all of the feeds the context user is able to view.

[Files Feed Resources](#)

A feed containing all the feed elements that contain files posted by people or groups that the context user follows.

[Filter Feed Resources](#)

The filter feed is the news feed filtered to contain feed elements whose parent is a specified object type.

[Groups Feed Resources](#)

A feed containing all feed elements from all groups the current user either owns or is a member of.

[Mute Feed Resources](#)

A feed containing feed elements that the context user muted.

[News Feed Resources](#)

A feed containing feed elements of interest to the context user. You can post feed items to the news feed.

[People Feed Resources](#)

All feed elements posted by all of the people the context user follows.

[Record Feed Resource](#)

The feed of the specified record, which could be a group, person, object, file and so on. You can post feed items to the record feed. You can get another user's record feed.

[To Feed Resources](#)

A feed containing all @mentions of the context user and posts others have made to the context user's feed.

[Topics Feed Resources](#)

The feed of the specified topic.

[User Profile Feed Resources](#)

Contains feed elements created when a user changes records that can be tracked in a feed, feed elements whose parent is the user, and feed elements that mention the user. This feed is different than the news feed, which returns more feed items, including group updates. You can post feed items to the user-profile feed. You can get another user's user profile feed.

SEE ALSO:

[Working with Feeds and Feed Elements](#)

Bookmarks Feed Resources

A feed containing feed elements saved as bookmarks by the context user.

To bookmark an item, use PATCH with the [Feed Elements Capability, Bookmarks](#) resource and the `isBookmarkedByCurrentUser` parameter. For example:

```
/chatter/feed-elements/0D5D0000000Ir6zKAC/capabilities/bookmarks?isBookmarkedByCurrentUser=true
```

Available resources are:

Resource	Description
/chatter/feeds/bookmarks/me	Returns the URL for the bookmarks feed for the context user.
/chatter/feeds/bookmarks/me/feed-elements	Returns all feed elements bookmarked by the context user.

Bookmarks Feed URL

Returns the URL for the bookmarks feed for the context user.

Resource

```
/chatter/feeds/bookmarks/userId
```

```
/connect/communities/communityId/chatter/feeds/bookmarks/userId
```

 **Note:** `userId` must be the ID of the context user or the alias `me`.

Available since version

24.0

Requires Chatter

Yes

HTTP methods

GET or HEAD

Request parameter

Parameter Name	Type	Description
<code>sort</code>	String	<p>Specifies the order returned by the sort, such as by date created or last modified:</p> <ul style="list-style-type: none"> <code>CreatedDateDesc</code>—Sorts by most recent creation date. <code>LastModifiedDateDesc</code>—Sorts by most recent activity. <p>The default value is <code>CreatedDescDate</code>.</p>

Response body

[Feed](#)

Bookmarks Feed Elements

Returns all feed elements bookmarked by the context user.

Resource

```
/chatter/feeds/bookmarks/userId/feed-elements
```

```
/connect/communities/communityId/chatter/feeds/bookmarks/userId/feed-elements
```

 **Note:** *userId* must be the ID of the context user or the alias me.

Available since version

24.0


Requires Chatter

Yes

HTTP methods

GET or HEAD

Request parameters for GET

Parameter Name	Type	Description	Required or Optional	Available Version
density	String	<p>The density of the feed. One of these values:</p> <ul style="list-style-type: none"> <code>AllUpdates</code>—Displays all updates from people and records the user follows and groups the user is a member of. <code>FewerUpdates</code>—Displays all updates from people and records the user follows and groups the user is a member of, but hides some system-generated updates from records. <p>The default value is <code>AllUpdates</code>.</p>	Optional	31.0
elementsPerBundle	Integer	<p>Maximum number of feed elements to include in a bundle. The value must be an integer between 0 and 10. The default value is 3.</p> <p> Note: Bundled posts contain feed-tracked changes. In Salesforce1 downloadable apps, bundled posts are in record feeds only.</p>	Optional	31.0
page	String	<p>A generated token that indicates the view of feed elements in the feed.</p> <p>Page tokens are returned as part of the response body, in one of the URL parameters, such as <code>nextPageURL</code>, for example:</p> <pre>"nextPageUrl": "/services/data/v36.0/</pre>	Optional	31.0

Parameter Name	Type	Description	Required or Optional	Available Version
		<code>chatter/feeds/news/005D0000001GLOWIAN/feed-elements?page=2011-03-30T17:34:50Z,0D5D0000000DSv4KAG"</code>		
<code>pageSize</code>	Integer	Specifies the number of elements per page. Valid values are between 1 and 100. If you don't specify a size, the default is 25.	Optional	31.0
<code>q</code>	String	One or more keywords to search for in the body and comments of feed elements in this feed. The search string can contain wildcards and must contain at least two characters that aren't wildcards. See Wildcards .	Optional	31.0
<code>recentComment Count</code>	Integer	Maximum number of comments to include per feed element. The default value is 3. The maximum value is 25.	Optional	31.0
<code>sort</code>	String	Specifies the order returned by the sort, such as by date created or last modified: <ul style="list-style-type: none"> <code>CreatedDateDesc</code>—Sorts by most recent creation date. <code>LastModifiedDateDesc</code>—Sorts by most recent activity. <p>The default value is <code>CreatedDescDate</code>.</p>	Optional	31.0

Response body[Feed Element Page](#)

Bookmarks Feed Items

Returns all feed items bookmarked by the context user.

Resource`/chatter/feeds/bookmarks/me/feed-items`

OR

`/chatter/feeds/bookmarks/userId/feed-items` **Note:** `userId` must be the ID of the context user or the alias `me`.**Available versions**

24.0–31.0

Important: In version 32.0 and later, use [Bookmarks Feed Elements](#).

Requires Chatter

Yes

HTTP methods

GET or HEAD

Request parameters

Parameter Name	Type	Description	Required or Optional	Available Version
density	String	<p>The density of the feed. One of these values:</p> <ul style="list-style-type: none"> <code>AllUpdates</code>—Displays all updates from people and records the user follows and groups the user is a member of. <code>FewerUpdates</code>—Displays all updates from people and records the user follows and groups the user is a member of, but hides some system-generated updates from records. <p>The default value is <code>AllUpdates</code>.</p>	Optional	29.0–31.0
page	String	<p>A generated token that indicates the view of feed items in the feed. Page tokens are returned as part of the response body, in one of the URL parameters, such as <code>nextPageURL</code>, for example:</p> <pre>"nextPageUrl": "/services/data/v36.0/ chatter/feeds/news/ 005D0000001GLOWIAN /feed-items ?page=2011-03-30T17:34:50Z, 0D5D0000000DSv4KAG"</pre>	Optional	23.0–31.0
pageSize	Integer	<p>Specifies the number of items per page. Valid values are between 1 and 100. If you don't specify a size, the default is 25.</p>	Optional	23.0–31.0
q	String	<p>One or more keywords to search for in the body and comments of feed items in this feed.</p> <p>The search string can contain wildcards and must contain at least two characters that aren't wildcards. See Wildcards.</p>	Optional	28.0–31.0
recentComment Count	Integer	<p>Maximum number of comments to include per feed item. The default value is 3. The maximum value is 25.</p>	Optional	29.0–31.0

Parameter Name	Type	Description	Required or Optional	Available Version
sort	String	<p>Specifies the order returned by the sort, such as by date created or last modified:</p> <ul style="list-style-type: none"> CreatedDateDesc—Sorts by most recent creation date. LastModifiedDateDesc—Sorts by most recent activity. <p>The default value is CreatedDescDate.</p>	Optional	23.0–31.0

Response body

[Feed Item Page](#)

Bookmarks Feed Items Flat

This resource is deprecated as of version 26.0.

Returns a flat feed, that is, a feed where there is no hierarchy between feed items and comments: Feed items and comments are at the same level. All items are returned in chronological order.

Resource

```
/chatter/feeds/bookmarks/me/feed-items/flat
```

or

```
/chatter/feeds/bookmarks/userId/feed-items/flat
```



Note: *userId* must be the ID of the context user or the alias *me*.

Available since version

25.0–26.0

Requires Chatter

Yes

HTTP methods

GET or HEAD

Request parameters

Parameter Name	Type	Description
numFeedItems	Integer	Specifies the number of feed items returned. Valid values are from 0 through 100. Default value is 25. Because feed items can include comments, specifying 25 flat feed items may actually return more. For example, if each feed item has one comment, and

Parameter Name	Type	Description
		<code>recentCommentCount</code> is greater than 1, 50 flat feed items are returned.
<code>page</code>	String	A generated token that indicates the view of feed items in the feed. Page tokens are returned as part of the response body, in one of the URL parameters, such as <code>nextPageURL</code> .
<code>recentCommentCount</code>	Integer	Specifies the number of recent comments returned. Valid values are from 0 through 25. Default value is 3.
<code>sort</code>	String. One of the following: <ul style="list-style-type: none"> • <code>CreatedDateDesc</code> • <code>LastModifiedDateDesc</code> 	Sorts the returned feed either by created date in ascending order, or by last modified date, also in ascending order. The default is <code>LastModifiedDateDesc</code> .

Response body

[Flat Feed](#)

SEE ALSO:

[Working with Feeds and Feed Elements](#)

Communities Home Feed Resource

Returns a list of all feed elements associated with any managed topic in the community.

Resource

`/connect/communities/communityId/chatter/feeds/home/feed-elements`

Available since release

32.0

Requires Chatter

Yes

HTTP methods

GET, HEAD

GET parameters

Parameter Name	Type	Description	Required or Optional	Available Version
<code>filter</code>	String	Specifies a filter value for a feed. <ul style="list-style-type: none"> • <code>AllQuestions</code>—Only feed elements that are questions. 	Optional	32.0

Parameter Name	Type	Description	Required or Optional	Available Version
		<ul style="list-style-type: none"> <code>CommunityScoped</code>—Only feed elements that are scoped to communities. Currently, these feed elements have a <code>User</code> or a <code>Group</code> parent record. However, other parent record types could be scoped to communities in the future. Feed elements that are always visible in all communities are filtered out. This value is valid only for the <code>UserProfile</code> feed. <code>SolvedQuestions</code>—Only feed elements that are questions and that have a best answer. <code>UnansweredQuestions</code>—Only feed elements that are questions and that don't have any answers. <code>UnsolvedQuestions</code>—Only feed elements that are questions and that don't have a best answer. 		
<code>page</code>	String	<p>A generated token that indicates the view of feed elements in the feed. Page tokens are returned as part of the response body, in one of the URL parameters, such as <code>nextPageURL</code>, for example:</p> <pre>"nextPageUrl": "/services/data/v36.0/ chatter/feeds/news/ 005D0000001GLowIAN /feed-elements ?page=2011-03-30T17:34:50Z, 0D5D0000000DSv4KAG"</pre>	Optional	29.0
<code>pageSize</code>	Integer	Specifies the number of elements per page. Valid values are between 1 and 100. If you don't specify a size, the default is 25.	Optional	29.0
<code>q</code>	String	<p>One or more keywords to search for in the body and comments of feed elements in this feed.</p> <p>The search string can contain wildcards and must contain at least two characters that aren't wildcards. See Wildcards.</p>	Optional	29.0
<code>sort</code>	String	<p>Specifies the order returned by the sort, such as by date created or last modified:</p> <ul style="list-style-type: none"> <code>CreatedDateDesc</code>—Sorts by most recent creation date. 	Optional	29.0

Parameter Name	Type	Description	Required or Optional	Available Version
		<ul style="list-style-type: none"> LastModifiedDateDesc—Sorts by most recent activity. <p>The default value is CreatedDescDate.</p>		

Response body for GET[Feed Element Page](#)

Communities Moderation Feed Resources

A feed containing feed elements and comments that have been flagged for moderation in a community.

Available resources are:

Resource	Description
<a href="/connect/communities/<i>communityId</i>/chatter/feeds/moderation/feed-elements">/connect/communities/<i>communityId</i> /chatter/feeds/moderation/feed-elements	If the context user is a community moderator with the “Moderate Communities Feeds” permission, returns a list of all feed elements and comments in the community that have been flagged by community members. By default, returns 25 feed elements per page of results.

Communities Moderation Feed Elements

If the context user is a community moderator with the “Moderate Communities Feeds” permission, returns a list of all feed elements and comments in the community that have been flagged by community members. By default, returns 25 feed elements per page of results.

Resource

```
/connect/communities/communityId/chatter/feeds/moderation/feed-elements
```

Available since release

31.0

Requires Chatter

Yes

HTTP methods

GET, HEAD

GET parameters

Parameter Name	Type	Description	Required or Optional	Available Version
page	String	A generated token that indicates the view of feed elements in the feed. Page tokens are returned as part	Optional	29.0

Parameter Name	Type	Description	Required or Optional	Available Version
		<p>of the response body, in one of the URL parameters, such as <code>nextPageUrl</code>, for example:</p> <pre>"nextPageUrl": "/services/data/v36.0/ chatter/feeds/news/ 005D0000001GLowIAN /feed-elements ?page=2011-03-30T17:34:50Z, 0D5D0000000DSv4KAG"</pre>		
<code>pageSize</code>	Integer	Specifies the number of elements per page. Valid values are between 1 and 100. If you don't specify a size, the default is 25.	Optional	29.0
<code>q</code>	String	<p>One or more keywords to search for in the body and comments of feed elements in this feed.</p> <p>The search string can contain wildcards and must contain at least two characters that aren't wildcards. See Wildcards.</p>	Optional	29.0
<code>sort</code>	String	<p>Specifies the order returned by the sort, such as by date created or last modified:</p> <ul style="list-style-type: none"> • <code>CreatedDateDesc</code>—Sorts by most recent creation date. • <code>LastModifiedDateDesc</code>—Sorts by most recent activity. <p>The default value is <code>CreatedDescDate</code>.</p>	Optional	29.0

Response body for GET

[Feed Element Page](#)

If a feed element has comments, the Comment Page response body contains a value in the `total` property to indicate the number of comments. However the `comments` property doesn't contain a collection of comments. For example, this excerpt from a response shows a total of 2 comments, but no information about the comments:

```
"comments": {
  "comments": [],
  "currentPageUrl": "/services/data/v36.0/connect/communities/0DBD00000002etOAA
/chatter/feed-elements/0D5D0000000LYi9KAG/comments",
  "nextPageUrl": null,
  "total": 2
},
```

Communities Moderation Feed Items


If the context user is a community moderator with the “Moderate Communities Feeds” permission, returns a list of all feed elements and comments in the community that have been flagged by community members. By default, returns 25 feed items per page of results.

Resource

`/connect/communities/communityId/chatter/feeds/moderation/feed-items`

Available versions

29.0–31.0

 **Important:** In version 32.0 and later, use [Communities Moderation Feed Elements](#).

Requires Chatter

Yes

HTTP methods

GET, HEAD

GET parameters

Parameter Name	Type	Description	Required or Optional	Available Version
page	String	A generated token that indicates the view of feed items in the feed. Page tokens are returned as part of the response body, in one of the URL parameters, such as <code>nextPageURL</code> , for example: <pre>"nextPageUrl": "/services/data/v36.0/ chatter/feeds/news/ 005D0000001GLOWIAN /feed-items ?page=2011-03-30T17:34:50Z, 0D5D0000000DSv4KAG"</pre>	Optional	29.0–31.0
pageSize	Integer	Specifies the number of items per page. Valid values are between 1 and 100. If you don't specify a size, the default is 25.	Optional	29.0–31.0
q	String	One or more keywords to search for in the body and comments of feed items in this feed. The search string can contain wildcards and must contain at least two characters that aren't wildcards. See Wildcards .	Optional	29.0–31.0
sort	String	Specifies the order returned by the sort, such as by date created or last modified: <ul style="list-style-type: none"> • <code>CreatedDateDesc</code>—Sorts by most recent creation date. • <code>LastModifiedDateDesc</code>—Sorts by most recent activity. 	Optional	29.0–31.0

Parameter Name	Type	Description	Required or Optional	Available Version
		The default value is CreatedDescDate.		

Response body for GET[Feed Item Page](#)

If a feed item has comments, the Comment Page response body contains a value in the `total` property to indicate the number of comments. However the `comments` property doesn't contain a collection of comments. For example, this excerpt from a response shows a total of 2 comments, but no information about the comments:

```

    "comments": {
      "comments": [],
      "currentPageUrl": "/services/data/v36.0/connect/communities/0DBD000000002etOAA/chatter/feed-items/0D5D0000000LYi9KAG/comments",
      "nextPageUrl": null,
      "total": 2
    },

```

Example for GET

This example makes a GET request.

```
GET /connect/communities/0DBD000000002etOAA/chatter/feeds/moderation/feed-items
```

The response is a Feed Item Page response body.

SEE ALSO:

[Working with Feeds and Feed Elements](#)

Company Feed Resources

A feed containing all feed elements and comments from an entire company.

The company feed includes posts and comments from:

- People in the company, the ones a user follows and the ones a user doesn't follow
- Public groups, including the ones a user is not a member of
- Private groups a user is a member of
- Updates for records and fields that an administrator configured for feed tracking, including the ones a user is not following. However, a user only sees updates for records they are allowed to access.

Please note the following:

- These resources are not available for communities.

Available resources are:

Resource	Description
/chatter/feeds/company	Returns a URL to the company feed.
/chatter/feeds/company/feed-elements	Returns the feed elements of a company feed.

Company Feed URL

Returns a URL to the company feed.

Resource

```
/chatter/feeds/company
```

```
/connect/communities/communityId/chatter/feeds/company
```

Available since version

23.0

Requires Chatter

Yes

HTTP methods

GET or HEAD

Request parameters

Parameter Name	Type	Description
sort	String	<p>Specifies the order returned by the sort, such as by date created or last modified:</p> <ul style="list-style-type: none"> • <code>CreatedDateDesc</code>—Sorts by most recent creation date. • <code>LastModifiedDateDesc</code>—Sorts by most recent activity. <p>The default value is <code>CreatedDescDate</code>.</p>

Response body

[Feed](#)

Company Feed Elements

Returns the feed elements of a company feed.

Resource

```
/chatter/feeds/company/feed-elements
```

```
/connect/communities/communityId/chatter/feeds/company/feed-elements
```

Available since version

31.0

Requires Chatter

Yes

HTTP methods

GET, HEAD

Request parameters

Parameter Name	Type	Description	Required or Optional	Available Version
<code>density</code>	String	<p>The density of the feed. One of these values:</p> <ul style="list-style-type: none"> <code>AllUpdates</code>—Displays all updates from people and records the user follows and groups the user is a member of. <code>FewerUpdates</code>—Displays all updates from people and records the user follows and groups the user is a member of, but hides some system-generated updates from records. <p>The default value is <code>AllUpdates</code>.</p>	Optional	31.0
<code>elementsPerBundle</code>	Integer	<p>Maximum number of feed elements to include in a bundle. The value must be an integer from 0 through 10. The default value is 3.</p>	Optional	31.0
<code>page</code>	String	<p>A generated token that indicates the view of feed elements in the feed.</p> <p>Page tokens are returned as part of the response body in one of the URL parameters, such as <code>nextPageURL</code>:</p> <pre>"nextPageUrl": "/services/data/v36.0/ chatter/feeds/news/ 005D0000001GLOWIAN /feed-elements ?page=2011-03-30T17:34:50Z, 0D5D0000000DSv4KAG"</pre>	Optional	31.0
<code>pageSize</code>	Integer	<p>Specifies the number of elements per page. Valid values are from 1 through 100. If you don't specify a size, the default is 25.</p>	Optional	31.0
<code>q</code>	String	<p>One or more keywords to search for in the body and comments of feed elements in this feed.</p> <p>The search string can contain wildcards and must contain at least two characters that aren't wildcards. See Wildcards.</p>	Optional	31.0
<code>recentCommentCount</code>	Integer	<p>Maximum number of comments to include per feed element. The default value is 3. The maximum value is 25.</p>	Optional	31.0
<code>sort</code>	String	<p>Specifies the order returned by the sort, such as by date created or last modified:</p> <ul style="list-style-type: none"> <code>CreatedDateDesc</code>—Sorts by most recent creation date. 	Optional	31.0

Parameter Name	Type	Description	Required or Optional	Available Version
		<ul style="list-style-type: none"> <code>LastModifiedDateDesc</code>—Sorts by most recent activity. <p>The default value is <code>CreatedDescDate</code>.</p>		
<code>updatedSince</code>	String	<p>An opaque token defining the modification time stamp of the feed and the sort order.</p> <p>Do not construct this token. Retrieve this token from the <code>updatesToken</code> property of the Feed Element Page response body.</p> <p>The <code>updatedSince</code> parameter doesn't return feed elements that are created in the same second as the request.</p>	Optional	31.0


Response body[Feed Element Page](#)

Company Feed Items

Returns the feed items of a company feed.

Resource`/chatter/feeds/company/feed-items`**Available versions**

23.0–31.0

 **Important:** In version 32.0 and later, use [Company Feed Elements](#).**Requires Chatter**

Yes

HTTP methods

GET, HEAD

Request parameters

Parameter Name	Type	Description	Required or Optional	Available Version
<code>density</code>	String	<p>The density of the feed. One of these values:</p> <ul style="list-style-type: none"> <code>AllUpdates</code>—Displays all updates from people and records the user follows and groups the user is a member of. <code>FewerUpdates</code>—Displays all updates from people and records the user follows and groups the user is a 	Optional	29.0–31.0

Parameter Name	Type	Description	Required or Optional	Available Version
		<p>member of, but hides some system-generated updates from records.</p> <p>The default value is <code>AllUpdates</code>.</p>		
<code>page</code>	String	<p>A generated token that indicates the view of feed elements in the feed.</p> <p>Page tokens are returned as part of the response body, in one of the URL parameters, such as <code>nextPageURL</code>, for example:</p> <pre>"nextPageUrl": "/services/data/v36.0/ chatter/feeds/news/ 005D0000001GLowIAN /feed-elements ?page=2011-03-30T17:34:50Z, 0D5D0000000DSv4KAG"</pre>	Optional	23.0–31.0
<code>pageSize</code>	Integer	Specifies the number of items per page. Valid values are between 1 and 100. If you don't specify a size, the default is 25.	Optional	23.0–31.0
<code>q</code>	String	<p>One or more keywords to search for in the body and comments of feed elements in this feed.</p> <p>The search string can contain wildcards and must contain at least two characters that aren't wildcards. See Wildcards.</p>	Optional	28.0–31.0
<code>recentCommentCount</code>	Integer	Maximum number of comments to include per feed item. The default value is 3. The maximum value is 25.	Optional	29.0–31.0
<code>sort</code>	String	<p>Specifies the order returned by the sort, such as by date created or last modified:</p> <ul style="list-style-type: none"> <code>CreatedDateDesc</code>—Sorts by most recent creation date. <code>LastModifiedDateDesc</code>—Sorts by most recent activity. <p>The default value is <code>CreatedDescDate</code>.</p>	Optional	23.0–31.0
<code>updatedSince</code>	String	<p>An opaque token defining the modification time stamp of the feed and the sort order.</p> <p>Do not construct this token. Retrieve this token from the <code>updatesToken</code> property of the Feed Element Page response body.</p>	Optional	30.0–31.0

Response body[Feed Item Page](#)

SEE ALSO:

[Working with Feeds and Feed Elements](#)

Favorites Feed Resources

A feed containing favorites saved by the context user.


Favorites are feed searches, list views, and topics that the context user has added as a Chatter favorite.

Available resources are:

Resource	Description
/chatter/feeds/favorites/me	Returns all the favorites for the context user. Creates a favorite of a Chatter feed search or topic.
/chatter/feeds/favorites/me/<i>favoriteId</i>	Returns the feed for the specified favorite. Deletes the specified favorite. Updates the last view date of the specified favorite.
/chatter/feeds/favorites/me/<i>favoriteId</i>/feed-elements	Returns a filtered feed, only showing those feed elements for the specified favorite.

List of Favorites

Returns all the favorites for the context user. Creates a favorite of a Chatter feed search or topic.

 **Note:** The response contains feed searches that were saved using the Web UI. However, you can't use Chatter API to save a feed search.

Resource

```
/chatter/feeds/favorites/userId
```

```
/connect/communities/communityId/chatter/feeds/favorites/userId
```

 **Note:** *userId* must be the ID of the context user or the alias me.

Available since version

24.0

Requires Chatter

Yes

HTTP methods

GET, HEAD, or POST

Request body for POST**Root XML tag**

<favorite>

JSON for POST

```
{
  "searchText" : "release",
  "targetId" : "0TOD0000000099d"
}
```

Properties for POST

Name	Type	Description	Available Version
searchText	String	Text of the feed search. Use this parameter for feed searches only.	24.0
targetId	String	Id of the topic. Use this parameter for topics only.	28.0

Request parameters for POST

Name	Type	Description	Available Version
searchText	String	Text of the feed search. Use this parameter for feed searches only.	24.0
targetId	String	Id of the topic. Use this parameter for topics only.	28.0

Response body for GET

[Favorites Page](#)

Response body for POST

[Favorite](#)

Favorite

Returns the feed for the specified favorite. Deletes the specified favorite. Updates the last view date of the specified favorite.

Resource

```
/chatter/feeds/favorites/userId/favoriteId
```

```
/connect/communities/communityId/chatter/feeds/favorites/userId/favoriteId
```

 **Note:** *userId* must be the ID of the context user or the alias me.

Available since version

24.0

Requires Chatter

Yes

HTTP methods

GET, HEAD, PATCH, or DELETE

Request parameter for GET or HEAD

Parameter Name	Type	Description
sort	String	<p>Specifies the order returned by the sort, such as by date created or last modified:</p> <ul style="list-style-type: none"> • <code>CreatedDateDesc</code>—Sorts by most recent creation date. • <code>LastModifiedDateDesc</code>—Sorts by most recent activity. <p>The default value is <code>CreatedDescDate</code>.</p>

Request body for PATCH**Root XML tag**

<favorite>

JSON for PATCH

```
{
  "updateLastViewDate" : "true"
}
```

Properties for PATCH

Name	Type	Description	Available Version
updateLastViewDate	Boolean	Sets the last view date of the specified feed favorite to the current system time. Default value is <code>false</code> .	24.0

Request parameter for PATCH

Parameter Name	Type	Description
updateLastViewDate	Boolean	Sets the last view date of the specified feed favorite to the current system time. Default value is <code>false</code> .

Response body for GET[Favorite](#)**Response body for PATCH**[Favorite](#)

Favorites Feed Items

Returns a filtered feed, only showing those feed items for the specified favorite.

Resource

```
/chatter/feeds/favorites/me/favoriteId/feed-items
```


or

```
/chatter/feeds/favorites/userId/favoriteId/feed-items
```

 **Note:** *userId* must be the ID of the context user or the alias *me*.

Available versions

24.0–31.0

 **Important:** In version 32.0 and later, use [Favorites Feed Elements](#).

Requires Chatter

Yes

HTTP methods

GET or HEAD

Request parameters

Parameter Name	Type	Description	Required or Optional	Available Version
<code>density</code>	String	<p>The density of the feed. One of these values:</p> <ul style="list-style-type: none"> <code>AllUpdates</code>—Displays all updates from people and records the user follows and groups the user is a member of. <code>FewerUpdates</code>—Displays all updates from people and records the user follows and groups the user is a member of, but hides some system-generated updates from records. <p>The default value is <code>AllUpdates</code>.</p>	Optional	29.0–31.0
<code>page</code>	String	<p>A generated token that indicates the view of feed items in the feed. Page tokens are returned as part of the response body, in one of the URL parameters, such as <code>nextPageURL</code>, for example:</p> <pre>"nextPageUrl": "/services/data/v36.0/ chatter/feeds/news/ 005D0000001GLowIAN /feed-items ?page=2011-03-30T17:34:50Z, 0D5D0000000DSv4KAG"</pre>	Optional	23.0–31.0

Parameter Name	Type	Description	Required or Optional	Available Version
pageSize	Integer	Specifies the number of items per page. Valid values are from 1 through 100. If you don't specify a size, the default is 25.	Optional	23.0–31.0
q	String	One or more keywords to search for in the body and comments of feed items in this feed. The search string can contain wildcards and must contain at least two characters that aren't wildcards. See Wildcards .	Optional	28.0–31.0
recentComment Count	Integer	Maximum number of comments to include per feed item. The default value is 3. The maximum value is 25.	Optional	29.0–31.0
sort	String	Specifies the order returned by the sort, such as by date created or last modified: <ul style="list-style-type: none"> • <code>CreatedDateDesc</code>—Sorts by most recent creation date. • <code>LastModifiedDateDesc</code>—Sorts by most recent activity. The default value is <code>CreatedDescDate</code> .	Optional	23.0–31.0

Response body[Feed Item Page](#)

SEE ALSO:

[Working with Feeds and Feed Elements](#)

Favorites Feed Elements

Returns a filtered feed, only showing those feed elements for the specified favorite.

Resource`/chatter/feeds/favorites/userId/favoriteId/feed-elements``/connect/communities/communityId/chatter/feeds/favorites/userId/favoriteId/feed-elements` **Note:** *userId* must be the ID of the context user or the alias *me*.**Available version**

31.0


Requires Chatter

Yes

HTTP methods

GET

Request parameters for GET

Parameter Name	Type	Description	Required or Optional	Available Version
elementsPerBundle	Integer	The maximum number of feed elements per bundle. The default and maximum value is 10.  Note: Bundled posts contain feed-tracked changes. In Salesforce1 downloadable apps, bundled posts are in record feeds only.	Optional	31.0
page	String	The page token to use to view the page. Page tokens are returned as part of the response class, for example, <code>currentPageToken</code> or <code>nextPageToken</code> . If you pass in <code>null</code> , the first page is returned.	Optional	31.0
pageSize	Integer	Specifies the number of feed elements per page. Valid values are from 1 through 100. If you pass in <code>null</code> , the default size is 25.	Optional	31.0
recentCommentCount	Integer	The maximum number of comments to return with each feed element. The default value is 3.	Optional	31.0
sort	String	Specifies the order returned by the sort, such as by date created or last modified: <ul style="list-style-type: none"> • <code>CreatedDateDesc</code>—Sorts by most recent creation date. • <code>LastModifiedDateDesc</code>—Sorts by most recent activity. If you pass in <code>null</code> , the default value <code>CreatedDescDate</code> is used.	Optional	31.0

Response body for GET[Feed Element Page](#)

Feeds Resource

A list of all of the feeds the context user is able to view.

Each user may have a different set of feeds. Use this resource to determine what feeds are available. In addition, the different feeds may have unique labels as well as URLs. Use the given labels returned in this resource and avoid hard-coding any of these values.

Resource

```
/chatter/feeds/
```

```
/connect/communities/communityId/chatter/feeds/
```

Available since version

23.0

Requires Chatter

Yes

HTTP methods

GET or HEAD

Response body[Feed Directory](#)

Files Feed Resources

A feed containing all the feed elements that contain files posted by people or groups that the context user follows.

Available resources are:

Resource	Description
/chatter/feeds/files/me	Returns the URL to the feed elements that contain files that are posted by users or groups the context user is following.
/chatter/feeds/files/me/feed-elements	Returns all feed elements posted with files by people or groups that the context user follows.

Files Feed URL

Returns the URL to the feed elements that contain files that are posted by users or groups the context user is following.

Resource

```
/chatter/feeds/files/userId
```

```
/connect/communities/communityId/chatter/feeds/files/userId
```



Note: *userId* must be the ID of the context user or the alias me.

Available since version

23.0

Requires Chatter

Yes

HTTP methods

GET or HEAD

Request parameter

Parameter Name	Type	Description
sort	String	Specifies the order returned by the sort, such as by date created or last modified: <ul style="list-style-type: none"> • <code>CreatedDateDesc</code>—Sorts by most recent creation date. • <code>LastModifiedDateDesc</code>—Sorts by most recent activity. <p>The default value is <code>CreatedDescDate</code>.</p>

Response body[Feed](#)

Files Feed Elements

Returns all feed elements posted with files by people or groups that the context user follows.

Resource`/chatter/feeds/files/userId/feed-elements``/connect/communities/communityId/chatter/feeds/files/userId/feed-elements` **Note:** `userId` must be the ID of the context user or the alias `me`.**Available since version**

31.0

Requires Chatter

Yes

HTTP methods

GET, HEAD

Request parameters

Parameter Name	Type	Description	Required or Optional	Available Version
density	String	The density of the feed. One of these values: <ul style="list-style-type: none"> • <code>AllUpdates</code>—Displays all updates from people and records the user follows and groups the user is a member of. • <code>FewerUpdates</code>—Displays all updates from people and records the user follows and groups the user is a member of, but hides some system-generated updates from records. 	Optional	31.0

Parameter Name	Type	Description	Required or Optional	Available Version
		The default value is <code>AllUpdates</code> .		
<code>elementsPerBundle</code>	Integer	Maximum number of feed elements to include in a bundle. The value must be an integer from 0 through 10. The default value is 3.	Optional	31.0
<code>page</code>	String	A generated token that indicates the view of feed elements in the feed. Page tokens are returned as part of the response body in one of the URL parameters, such as <code>nextPageURL</code> : <pre>"nextPageUrl": "/services/data/v36.0/ chatter/feeds/news/ 005D0000001GLowIAN /feed-elements ?page=2011-03-30T17:34:50Z, 0D5D0000000DSv4KAG"</pre>	Optional	31.0
<code>pageSize</code>	Integer	Specifies the number of elements per page. Valid values are from 1 through 100. If you don't specify a size, the default is 25.	Optional	31.0
<code>q</code>	String	One or more keywords to search for in the body and comments of feed elements in this feed. The search string can contain wildcards and must contain at least two characters that aren't wildcards. See Wildcards .	Optional	31.0
<code>recentCommentCount</code>	Integer	Maximum number of comments to include per feed element. The default value is 3. The maximum value is 25.	Optional	31.0
<code>sort</code>	String	Specifies the order returned by the sort, such as by date created or last modified: <ul style="list-style-type: none"> • <code>CreatedDateDesc</code>—Sorts by most recent creation date. • <code>LastModifiedDateDesc</code>—Sorts by most recent activity. The default value is <code>CreatedDescDate</code> .	Optional	31.0
<code>updatedSince</code>	String	An opaque token defining the modification time stamp of the feed and the sort order. Do not construct this token. Retrieve this token from the <code>updatesToken</code> property of the Feed Element Page response body. The <code>updatedSince</code> parameter doesn't return feed elements that are created in the same second as the request.	Optional	31.0

Response body[Feed Element Page](#)

Files Feed Items

Returns all feed items posted with files by people or groups that the context user follows.

Resource

```
/chatter/feeds/files/me/feed-items
```


or

```
/chatter/feeds/files/userId/feed-items
```

 **Note:** *userId* must be the ID of the context user or the alias *me*.

Available versions

23.0–31.0

 **Important:** In version 32.0 and later, use [Files Feed Elements](#).

Requires Chatter

Yes

HTTP methods

GET, HEAD

Request parameters

Parameter Name	Type	Description	Required or Optional	Available Version
<code>density</code>	String	<p>The density of the feed. One of these values:</p> <ul style="list-style-type: none"> <code>AllUpdates</code>—Displays all updates from people and records the user follows and groups the user is a member of. <code>FewerUpdates</code>—Displays all updates from people and records the user follows and groups the user is a member of, but hides some system-generated updates from records. <p>The default value is <code>AllUpdates</code>.</p>	Optional	29.0–31.0
<code>page</code>	String	<p>A generated token that indicates the view of feed elements in the feed.</p> <p>Page tokens are returned as part of the response body, in one of the URL parameters, such as <code>nextPageURL</code>, for example:</p> <pre>"nextPageUrl": "/services/data/v36.0/ chatter/feeds/news/</pre>	Optional	23.0–31.0

Parameter Name	Type	Description	Required or Optional	Available Version
		<code>005D0000001GLowIAN /feed-elements ?page=2011-03-30T17:34:50Z, 0D5D0000000DSv4KAG"</code>		
<code>pageSize</code>	Integer	Specifies the number of items per page. Valid values are between 1 and 100. If you don't specify a size, the default is 25.	Optional	23.0–31.0
<code>q</code>	String	One or more keywords to search for in the body and comments of feed elements in this feed. The search string can contain wildcards and must contain at least two characters that aren't wildcards. See Wildcards .	Optional	28.0–31.0
<code>recentCommentCount</code>	Integer	Maximum number of comments to include per feed item. The default value is 3. The maximum value is 25.	Optional	29.0–31.0
<code>sort</code>	String	Specifies the order returned by the sort, such as by date created or last modified: <ul style="list-style-type: none"> • <code>CreatedDateDesc</code>—Sorts by most recent creation date. • <code>LastModifiedDateDesc</code>—Sorts by most recent activity. The default value is <code>CreatedDescDate</code> .	Optional	23.0–31.0
<code>updatedSince</code>	String	An opaque token defining the modification time stamp of the feed and the sort order. Do not construct this token. Retrieve this token from the <code>updatesToken</code> property of the Feed Element Page response body.	Optional	30.0–31.0

Response body[Feed Item Page](#)

Files Feed Items Flat

This resource is deprecated as of version 26.0.

Returns a flat feed, that is, a feed where there is no hierarchy between feed items and comments: Feed items and comments are at the same level. All items are returned in chronological order.

Resource

```
/chatter/feeds/files/me/feed-items/flat
```

or

```
/chatter/feeds/files/userId/feed-items/flat
```

 **Note:** *userId* must be the ID of the context user or the alias me.

Available since version

25.0–26.0

Requires Chatter

Yes

HTTP methods

GET or HEAD

Request parameters

Parameter Name	Type	Description
numFeedItems	Integer	Specifies the number of feed items returned. Valid values are from 0 through 100. Default value is 25. Because feed items can include comments, specifying 25 flat feed items may actually return more. For example, if each feed item has one comment, and <code>recentCommentCount</code> is greater than 1, 50 flat feed items are returned.
page	String	A generated token that indicates the view of feed items in the feed. Page tokens are returned as part of the response body, in one of the URL parameters, such as <code>nextPageURL</code> .
recentCommentCount	Integer	Specifies the number of recent comments returned. Valid values are from 0 through 25. Default value is 3.
sort	String. One of the following: <ul style="list-style-type: none"> • <code>CreatedDateDesc</code> • <code>LastModifiedDateDesc</code> 	Sorts the returned feed either by created date in ascending order, or by last modified date, also in ascending order. The default is <code>LastModifiedDateDesc</code> .

Response body[Flat Feed](#)

SEE ALSO:

[Working with Feeds and Feed Elements](#)

Filter Feed Resources


The filter feed is the news feed filtered to contain feed elements whose parent is a specified object type.

Available resources are:

Resource	Description
/chatter/feeds/filter/<i>userId</i>	A collection of feed directory objects that contain information about filter feeds available to the context user. Each object contains a URL for the filter feed, a URL for feed items or feed elements in the filter feed, and a label describing the object used to filter the feed.
/chatter/feeds/filter/<i>userId</i>/<i>idPrefix</i>	A feed object that contains information about a specific filter feed available to the context user.
/chatter/feeds/filter/<i>userId</i>/<i>idPrefix</i>/<i>feed-elements</i>	Feed elements from the context user's news feed whose parent has the specified key prefix, such as the feed elements from all the groups the context user is a member of.

List of Filter Feed URLs

A collection of feed directory objects that contain information about filter feeds available to the context user. Each object contains a URL for the filter feed, a URL for feed items or feed elements in the filter feed, and a label describing the object used to filter the feed. Each URL contains the first three characters of the filter object, which is called a *key prefix* and specifies the object type. Use this resource to return a list of the possible key prefix filter feeds that the context user can apply to their news feed. See [Filter Feed Items](#) and [Filter Feed Elements](#).

 **Note:** The collection of feed directory objects never contains User (005) and Group (0F9) object types. However, you can use those object types to filter the feed.

Resource

```
/chatter/feeds/filter/userId
```

```
/connect/communities/communityId/chatter/feeds/filter/userId
```

userId must be the ID of the context user or the alias me.

Available since version

23.0

Requires Chatter

Yes

HTTP methods

GET or HEAD

Response body

[Feed Directory](#)

If the response body is empty, the user isn't following any records.

Specific Filter Feed URL

A feed object that contains information about a specific filter feed available to the context user. The *keyPrefix* in the resource URL is the first three characters of the object ID and indicates the object type.

Resource

```
/chatter/feeds/filter/userId/keyPrefix
```

```
/connect/communities/communityId/chatter/feeds/filter/userId/keyPrefix
```

userId must be the ID of the context user or the alias me.

Available since version

23.0

Requires Chatter

Yes

HTTP methods

GET or HEAD

Request parameters

Parameter Name	Type	Description
sort	String	<p>Specifies the order returned by the sort, such as by date created or last modified:</p> <ul style="list-style-type: none"> CreatedDateDesc—Sorts by most recent creation date. LastModifiedDateDesc—Sorts by most recent activity. <p>The default value is CreatedDescDate.</p>

Response body

[Feed](#)

Example response body

This request returns the URL for a filter feed items resource that's filtered by the User object (key prefix 005).

```
GET /chatter/feeds/filter/me/005
```

Filter Feed Items

Feed items from the context user's news feed whose parent has the specified key prefix, such as the feed items from all the groups the context user is a member of. The key prefix specifies the object type and is the first three characters of an object ID.

To filter by feed items with a User parent object, use the key prefix 005.

To filter by feed items with a Group parent object, use the key prefix 0F9.

To filter by feed items with a parent object that the context user is following (for example, Account), use the [List of Filter Feed URLs](#) resource to return the parent objects.

Suppose the context user is a member of five groups. The following resource returns all of the feed items posted to all five of those groups:

```
/chatter/feeds/filter/me/0F9/feed-items
```

Contrast that with a request to the [Record Feed Items](#) resource, which returns all of the feed items posted to a particular group:

```
/chatter/feeds/record/0F9XXXXXXXXXX/feed-items
```

The filter feed returns only the feed items that are *visible to the context user*. In the first example, the resource doesn't return the feed items for groups the context user is not a member of. In the second example, if the group is public, even if the context user is not a member, the resource returns all the group's feed items.

Resource

```
/chatter/feeds/filter/me/keyPrefix/feed-items
```

or

```
/chatter/feeds/filter/userId/keyPrefix/feed-items
```

userId must be the ID of the context user or the alias *me*.

Available versions

23.0–31.0



Important: In version 32.0 and later, use [Filter Feed Elements](#).

Requires Chatter

Yes

HTTP methods

GET or HEAD

Request parameters

Parameter Name	Type	Description	Required or Optional	Available Version
<code>density</code>	String	<p>The density of the feed. One of these values:</p> <ul style="list-style-type: none"> <code>AllUpdates</code>—Displays all updates from people and records the user follows and groups the user is a member of. <code>FewerUpdates</code>—Displays all updates from people and records the user follows and groups the user is a member of, but hides some system-generated updates from records. <p>The default value is <code>AllUpdates</code>.</p>	Optional	29.0–31.0

Parameter Name	Type	Description	Required or Optional	Available Version
page	String	<p>A generated token that indicates the view of feed elements in the feed.</p> <p>Page tokens are returned as part of the response body, in one of the URL parameters, such as <code>nextPageURL</code>, for example:</p> <pre>"nextPageUrl": "/services/data/v36.0/ chatter/feeds/news/ 005D0000001GLowIAN /feed-elements ?page=2011-03-30T17:34:50Z, 0D5D0000000DSv4KAG"</pre>	Optional	23.0–31.0
pageSize	Integer	Specifies the number of items per page. Valid values are between 1 and 100. If you don't specify a size, the default is 25.	Optional	23.0–31.0
q	String	<p>One or more keywords to search for in the body and comments of feed elements in this feed.</p> <p>The search string can contain wildcards and must contain at least two characters that aren't wildcards. See Wildcards.</p>	Optional	28.0–31.0
recentCommentCount	Integer	Maximum number of comments to include per feed item. The default value is 3. The maximum value is 25.	Optional	29.0–31.0
sort	String	<p>Specifies the order returned by the sort, such as by date created or last modified:</p> <ul style="list-style-type: none"> • <code>CreatedDateDesc</code>—Sorts by most recent creation date. • <code>LastModifiedDateDesc</code>—Sorts by most recent activity. <p>The default value is <code>CreatedDescDate</code>.</p>	Optional	23.0–31.0
updatedSince	String	<p>An opaque token defining the modification time stamp of the feed and the sort order.</p> <p>Do not construct this token. Retrieve this token from the <code>updatesToken</code> property of the Feed Element Page response body.</p>	Optional	30.0–31.0

Response body[Feed Item Page](#)

Example

This request gets all the feed items whose parent is the User object and that the context user can see.

```
GET https://instance_name/services/data/v36.0/chatter/feeds/filter/me/005/feed-items
```

Filter Feed Items Flat

This resource is deprecated as of version 26.0.

Returns a flat feed, that is, a feed where there is no hierarchy between feed items and comments: Feed items and comments are at the same level. All items are returned in chronological order.

Resource

```
/chatter/feeds/filter/me/feed-items/flat
```

or

```
/chatter/feeds/filter/userId/feed-items/flat
```

 **Note:** *userId* must be the ID of the context user or the alias *me*.

Available since version

25.0–26.0

Requires Chatter

Yes

HTTP methods

GET or HEAD

Request parameters

Parameter Name	Type	Description
<code>numFeedItems</code>	Integer	Specifies the number of feed items returned. Valid values are from 0 through 100. Default value is 25. Because feed items can include comments, specifying 25 flat feed items may actually return more. For example, if each feed item has one comment, and <code>recentCommentCount</code> is greater than 1, 50 flat feed items are returned.
<code>page</code>	String	A generated token that indicates the view of feed items in the feed. Page tokens are returned as part of the response body, in one of the URL parameters, such as <code>nextPageURL</code> .
<code>recentCommentCount</code>	Integer	Specifies the number of recent comments returned. Valid values are from 0 through 25. Default value is 3.

Parameter Name	Type	Description
<code>sort</code>	String. One of the following: <ul style="list-style-type: none"> • <code>CreatedDateDesc</code> • <code>LastModifiedDateDesc</code> 	Sorts the returned feed either by created date in ascending order, or by last modified date, also in ascending order. The default is <code>LastModifiedDateDesc</code>

Response body[Flat Feed](#)

Filter Feed Elements

Feed elements from the context user's news feed whose parent has the specified key prefix, such as the feed elements from all the groups the context user is a member of.

The key prefix specifies the object type and is the first three characters of an object ID.

To filter by feed elements with a User parent object, use the key prefix `005`.

To filter by feed elements with a Group parent object, use the key prefix `0F9`.

To filter by feed elements with a parent object that the context user is following (for example, Account), use the [List of Filter Feed URLs](#) resource to return the parent objects.

Suppose the context user is a member of five groups. The following resource returns all of the feed elements for all five of those groups:

```
/chatter/feeds/filter/me/0F9/feed-elements
```

The filter feed returns only the feed elements that are *visible to the context user*. In this example, the resource doesn't return the feed elements for groups the context user is not a member of.

Resource

```
/chatter/feeds/filter/userId/keyPrefix/feed-elements
```

```
/connect/communities/communityId/chatter/feeds/filter/userId/keyPrefix/feed-elements
```

`userId` must be the ID of the context user or the alias `me`.

Available version

31.0

Requires Chatter


Yes

HTTP methods

GET

Request parameters for GET

Parameter Name	Type	Description	Required or Optional	Available Version
<code>density</code>	String	<ul style="list-style-type: none"> • <code>AllUpdates</code>—Displays all updates from people and records the user follows and groups the user is a member of. 	Optional	31.0

Parameter Name	Type	Description	Required or Optional	Available Version
		<ul style="list-style-type: none"> <code>FewerUpdates</code>—Displays all updates from people and records the user follows and groups the user is a member of, but hides some system-generated updates from records. 		
<code>elementsPerBundle</code>	Integer	<p>The maximum number of feed elements per bundle. The default and maximum value is 10.</p> <p> Note: Bundled posts contain feed-tracked changes. In Salesforce1 downloadable apps, bundled posts are in record feeds only.</p>	Optional	31.0
<code>page</code>	String	<p>The page token to use to view the page. Page tokens are returned as part of the response class, for example, <code>currentPageToken</code> or <code>nextPageToken</code>. If you pass in <code>null</code>, the first page is returned.</p>	Optional	31.0
<code>pageSize</code>	Integer	<p>Specifies the number of feed elements per page. Valid values are from 1 through 100. If you pass in <code>null</code>, the default size is 25.</p>	Optional	31.0
<code>q</code>	String	<p>One or more keywords to search for in the feed elements visible to the context user. The search string can contain wildcards and must contain at least two characters that aren't wildcards. See Wildcards.</p>	Optional	31.0
<code>recentCommentCount</code>	Integer	<p>The maximum number of comments to return with each feed element. The default value is 3.</p>	Optional	31.0
<code>sort</code>	String	<p>Specifies the order returned by the sort, such as by date created or last modified:</p> <ul style="list-style-type: none"> <code>CreatedDateDesc</code>—Sorts by most recent creation date. <code>LastModifiedDateDesc</code>—Sorts by most recent activity. <p>If you pass in <code>null</code>, the default value <code>CreatedDescDate</code> is used.</p>	Optional	31.0

Parameter Name	Type	Description	Required or Optional	Available Version
updatedSince	String	An opaque token defining the modification time stamp of the feed and the sort order. The updatedSince parameter doesn't return feed elements that are created in the same second as the request.	Optional	31.0

Response body for GET[Feed Element Page](#)

Groups Feed Resources

A feed containing all feed elements from all groups the current user either owns or is a member of.

Available resources are:

Resource	Description
/chatter/feeds/groups/me	Returns a URL to the feed elements for all the groups the current, signed-in user is a member of.
/chatter/feeds/groups/me/feed-elements	Returns all feed elements for all groups the current user either owns or is a member of.

Groups Feed URL

Returns a URL to the feed elements for all the groups the current, signed-in user is a member of.

Resource

```
/chatter/feeds/groups/userId
```

```
/connect/communities/communityId/chatter/feeds/groups/userId
```

 **Note:** *userId* must be the ID of the context user or the alias me.

Available since version

23.0

Requires Chatter

Yes

HTTP methods

GET

Request parameters

Parameter Name	Type	Description
sort	String	Specifies the order returned by the sort, such as by date created or last modified: <ul style="list-style-type: none"> • <code>CreatedDateDesc</code>—Sorts by most recent creation date. • <code>LastModifiedDateDesc</code>—Sorts by most recent activity. <p>The default value is <code>CreatedDescDate</code>.</p>

Response body[Feed](#)

Groups Feed Elements

Returns all feed elements for all groups the current user either owns or is a member of.

To get the feed elements for a specific group, use the record feed resource ([/chatter/feeds/record/*recordId*/feed-elements](#)) and substitute the group ID for the *recordId*.

Resource

```
/chatter/feeds/groups/userId/feed-elements
```

```
/connect/communities/communityId/chatter/feeds/groups/userId/feed-elements
```

 **Note:** *userId* must be the ID of the context user or the alias `me`.

Available since version

31.0

Requires Chatter

Yes

HTTP methods

GET, HEAD

Request parameters

Parameter Name	Type	Description	Required or Optional	Available Version
density	String	The density of the feed. One of these values: <ul style="list-style-type: none"> • <code>AllUpdates</code>—Displays all updates from people and records the user follows and groups the user is a member of. 	Optional	31.0

Parameter Name	Type	Description	Required or Optional	Available Version
		<ul style="list-style-type: none"> <code>FewerUpdates</code>—Displays all updates from people and records the user follows and groups the user is a member of, but hides some system-generated updates from records. <p>The default value is <code>AllUpdates</code>.</p>		
<code>elementsPerBundle</code>	Integer	Maximum number of feed elements to include in a bundle. The value must be an integer from 0 through 10. The default value is 3.	Optional	31.0
<code>page</code>	String	<p>A generated token that indicates the view of feed elements in the feed.</p> <p>Page tokens are returned as part of the response body in one of the URL parameters, such as <code>nextPageURL</code>:</p> <pre>"nextPageUrl": "/services/data/v36.0/ chatter/feeds/news/ 005D0000001GLowIAN /feed-elements ?page=2011-03-30T17:34:50Z, 0D5D0000000DSv4KAG"</pre>	Optional	31.0
<code>pageSize</code>	Integer	Specifies the number of elements per page. Valid values are from 1 through 100. If you don't specify a size, the default is 25.	Optional	31.0
<code>q</code>	String	<p>One or more keywords to search for in the body and comments of feed elements in this feed.</p> <p>The search string can contain wildcards and must contain at least two characters that aren't wildcards. See Wildcards.</p>	Optional	31.0
<code>recentCommentCount</code>	Integer	Maximum number of comments to include per feed element. The default value is 3. The maximum value is 25.	Optional	31.0
<code>sort</code>	String	<p>Specifies the order returned by the sort, such as by date created or last modified:</p> <ul style="list-style-type: none"> <code>CreatedDateDesc</code>—Sorts by most recent creation date. <code>LastModifiedDateDesc</code>—Sorts by most recent activity. <p>The default value is <code>CreatedDescDate</code>.</p>	Optional	31.0

Parameter Name	Type	Description	Required or Optional	Available Version
updatedSince	String	<p>An opaque token defining the modification time stamp of the feed and the sort order.</p> <p>Do not construct this token. Retrieve this token from the <code>updatesToken</code> property of the Feed Element Page response body.</p> <p>The <code>updatedSince</code> parameter doesn't return feed elements that are created in the same second as the request.</p>	Optional	31.0

Response body

[Feed Element Page](#)

Groups Feed Items

Returns all feed items for all groups the current user either owns or is a member of.

To get the feed items for a specific group, use the record feed resource ([/chatter/feeds/record/*recordId*/feed-items](#)) and substitute the group ID for the ***recordId***.

Resource

```
/chatter/feeds/groups/me/feed-items
```

or

```
/chatter/feeds/groups/userId/feed-items
```

 **Note:** *userId* must be the ID of the context user or the alias `me`.

Available versions

23.0–31.0

 **Important:** In version 32.0 and later, use [Groups Feed Elements](#).

Requires Chatter

Yes

HTTP methods

GET, HEAD

Request parameters

Parameter Name	Type	Description	Required or Optional	Available Version
density	String	<p>The density of the feed. One of these values:</p> <ul style="list-style-type: none"> AllUpdates—Displays all updates from people and records the user follows and groups the user is a member of. FewerUpdates—Displays all updates from people and records the user follows and groups the user is a member of, but hides some system-generated updates from records. <p>The default value is AllUpdates.</p>	Optional	29.0–31.0
page	String	<p>A generated token that indicates the view of feed elements in the feed.</p> <p>Page tokens are returned as part of the response body, in one of the URL parameters, such as <code>nextPageURL</code>, for example:</p> <pre>"nextPageUrl": "/services/data/v36.0/ chatter/feeds/news/ 005D0000001GLowIAN /feed-elements ?page=2011-03-30T17:34:50Z, 0D5D0000000DSv4KAG"</pre>	Optional	23.0–31.0
pageSize	Integer	Specifies the number of items per page. Valid values are between 1 and 100. If you don't specify a size, the default is 25.	Optional	23.0–31.0
q	String	<p>One or more keywords to search for in the body and comments of feed elements in this feed.</p> <p>The search string can contain wildcards and must contain at least two characters that aren't wildcards. See Wildcards.</p>	Optional	28.0–31.0
recentCommentCount	Integer	Maximum number of comments to include per feed item. The default value is 3. The maximum value is 25.	Optional	29.0–31.0
sort	String	<p>Specifies the order returned by the sort, such as by date created or last modified:</p> <ul style="list-style-type: none"> CreatedDateDesc—Sorts by most recent creation date. LastModifiedDateDesc—Sorts by most recent activity. <p>The default value is CreatedDescDate.</p>	Optional	23.0–31.0

Parameter Name	Type	Description	Required or Optional	Available Version
updatedSince	String	An opaque token defining the modification time stamp of the feed and the sort order. Do not construct this token. Retrieve this token from the <code>updatesToken</code> property of the Feed Element Page response body.	Optional	30.0–31.0

Response body[Feed Item Page](#)

Groups Feed Items Flat

This resource is deprecated as of version 26.0.

Returns a flat feed, that is, a feed where there is no hierarchy between feed items and comments: Feed items and comments are at the same level. All items are returned in chronological order.

Resource

```
/chatter/feeds/groups/me/feed-items/flat
```

or

```
/chatter/feeds/groups/userId/feed-items/flat
```

 **Note:** `userId` must be the ID of the context user or the alias `me`.

Available since version

25.0–26.0

Requires Chatter

Yes

HTTP methods

GET or HEAD

Request parameters

Parameter Name	Type	Description
numFeedItems	Integer	Specifies the number of feed items returned. Valid values are from 0 through 100. Default value is 25. Because feed items can include comments, specifying 25 flat feed items may actually return more. For example, if each feed item has one comment, and <code>recentCommentCount</code> is greater than 1, 50 flat feed items are returned.

Parameter Name	Type	Description
page	String	A generated token that indicates the view of feed items in the feed. Page tokens are returned as part of the response body, in one of the URL parameters, such as <code>nextPageURL</code> .
recentCommentCount	Integer	Specifies the number of recent comments returned. Valid values are from 0 through 25. Default value is 3.
sort	String. One of the following: <ul style="list-style-type: none"> • <code>CreatedDateDesc</code> • <code>LastModifiedDateDesc</code> 	Sorts the returned feed either by created date in ascending order, or by last modified date, also in ascending order. The default is <code>LastModifiedDateDesc</code> .

Response body[Flat Feed](#)

SEE ALSO:

[Groups Resources](#)[Record Feed Resource](#)[Working with Feeds and Feed Elements](#)

Mute Feed Resources

A feed containing feed elements that the context user muted.

To mute an item, use PATCH with the [Feed Elements Capability, Mute](#) resource and the `isMutedByMe` parameter. For example:

```
/chatter/feed-elements/0D5D0000000Ir6zKAC/capabilities/mute?isMutedByMe=true
```

Available resources are:

Resource	Description
/chatter/feeds/mute/me	Returns the URL for the mute feed for the context user.
/chatter/feeds/mute/me/feed-elements	Returns all feed elements that the context user muted.

Mute Feed URL

Returns the URL for the mute feed for the context user.

Resource

```
/chatter/feeds/mute/userId
```

```
/connect/communities/communityId/chatter/feeds/mute/userId
```

 **Note:** *userId* must be the ID of the context user or the alias me.

Available since version

35.0

Requires Chatter

Yes

HTTP methods

GET, HEAD

Request parameter

Parameter Name	Type	Description
sort	String	<p>Specifies the order returned by the sort, such as by date created or last modified:</p> <ul style="list-style-type: none"> • <code>CreatedDateDesc</code>—Sorts by most recent creation date. • <code>LastModifiedDateDesc</code>—Sorts by most recent activity. <p>The default value is <code>CreatedDescDate</code>.</p>

Response body[Feed](#)

Mute Feed Elements

Returns all feed elements that the context user muted.

Resource

```
/chatter/feeds/mute/userId/feed-elements
```

```
/connect/communities/communityId/chatter/feeds/mute/userId/feed-elements
```

 **Note:** *userId* must be the ID of the context user or the alias me.

Available since version

35.0


Requires Chatter

Yes

HTTP methods

GET, HEAD

Request parameters for GET

Parameter Name	Type	Description	Required or Optional	Available Version
density	String	<p>The density of the feed. One of these values:</p> <ul style="list-style-type: none"> <code>AllUpdates</code>—Displays all updates from people and records the user follows and groups the user is a member of. <code>FewerUpdates</code>—Displays all updates from people and records the user follows and groups the user is a member of, but hides some system-generated updates from records. <p>The default value is <code>AllUpdates</code>.</p>	Optional	31.0
elementsPerBundle	Integer	<p>Maximum number of feed elements to include in a bundle. The value must be an integer between 0 and 10. The default value is 3.</p> <p> Note: Bundled posts contain feed-tracked changes. In Salesforce1 downloadable apps, bundled posts are in record feeds only.</p>	Optional	31.0
page	String	<p>A generated token that indicates the view of feed elements in the feed.</p> <p>Page tokens are returned as part of the response body, in one of the URL parameters, such as <code>nextPageURL</code>, for example:</p> <pre>"nextPageUrl": "/services/data/v36.0/ chatter/feeds/news/ 005D0000001GLowIAN /feed-elements ?page=2011-03-30T17:34:50Z, 0D5D0000000DSv4KAG"</pre>	Optional	31.0
pageSize	Integer	<p>Specifies the number of elements per page. Valid values are between 1 and 100. If you don't specify a size, the default is 25.</p>	Optional	31.0
q	String	<p>One or more keywords to search for in the body and comments of feed elements in this feed.</p> <p>The search string can contain wildcards and must contain at least two characters that aren't wildcards. See Wildcards.</p>	Optional	31.0

Parameter Name	Type	Description	Required or Optional	Available Version
recentComment Count	Integer	Maximum number of comments to include per feed element. The default value is 3. The maximum value is 25.	Optional	31.0
sort	String	Specifies the order returned by the sort, such as by date created or last modified: <ul style="list-style-type: none"> CreatedDateDesc—Sorts by most recent creation date. LastModifiedDateDesc—Sorts by most recent activity. The default value is CreatedDescDate.	Optional	31.0

Response body

[Feed Element Page](#)

News Feed Resources

A feed containing feed elements of interest to the context user. You can post feed items to the news feed.

 **Note:** To match the feed displayed in the Chatter Web UI, the composition of this feed may change between releases.

Available resources are:

Resource	Description
/chatter/feeds/news/me	Returns a URL to the feed elements for all feeds for the context user.
/chatter/feeds/news/me/is-modified	Returns information about whether the news feed has been updated or changed since the specified time and date.
/chatter/feeds/news/me/feed-elements	All feed elements from all groups the context user either owns or is a member of, as well as all files, records, and users the context user follows. Use this resource to get information about feed elements and to post feed elements.

News Feed URL

Returns a URL to the feed elements for all feeds for the context user.

Resource

```
/chatter/feeds/news/userId
```

```
/connect/communities/communityId/chatter/feeds/news/userId
```

 **Note:** `userId` must be the ID of the context user or the alias `me`.

Available since version

23.0

Requires Chatter

Yes

HTTP methods

GET or HEAD


Request parameter

Parameter Name	Type	Description
<code>sort</code>	String	<p>Specifies the order returned by the sort, such as by date created or last modified:</p> <ul style="list-style-type: none"> <code>CreatedDateDesc</code>—Sorts by most recent creation date. <code>LastModifiedDateDesc</code>—Sorts by most recent activity. <p>The default value is <code>CreatedDescDate</code>.</p>


Response body[Feed](#)**Example response body**

```
{
  "feedElementPostUrl": "/services/data/v36.0/chatter/feed-elements",
  "feedElementsUrl":
"/services/data/v36.0/chatter/feeds/news/005xx000001Sv1mAAB/feed-elements"
}
```

News Feed Is-Modified

 **Important:** This feature is available through a Feed Polling pilot program. This pilot program is closed and not accepting new participants.

Returns information about whether the news feed has been updated or changed since the specified time and date.

 **Tip:** If you are working with remote organizations as an ISV, use the [/connect/organization](#) on page 154 resource and the `feedPolling` property of the Feature response body to shape your polling strategy. If `feedPolling` is not enabled, be conservative in how often you poll for new content.

Use the Is-Modified resource to poll the news feed

1. Use either of the following resources to get the latest elements from a news feed or to get information about the feed: [/chatter/feeds/news/me/feed-elements](#), [/chatter/feeds/news/me](#).

The response bodies for both resources contain the `isModifiedUrl` property. This property contains the URL to the Is-Modified resource, which includes a `since` request parameter that defines the last modified date of the feed. If the sort order of the request to the news feed changes, the news feed is modified.

- Issue a GET request to the URL in the `isModifiedUrl` property.

The Feed Modified Info response contains the following properties:

- `isModified`—a boolean indicating whether the feed has been updated since the last time you checked. Conditions under which this property is `true` depend on the sort order of the original request to the news feed. For example, if the feed is sorted by posts (`CreateDateDesc`) and a comment was added, `isModified` is `false`.
- `nextPollUrl`—a string containing the URL of the Is-Modified resource. This property contains a URL only if `isModified` is `false`. If `isModified` is `true`, `nextPollUrl` is `null`.

- If the `isModified` property is `true`, issue a GET request to the News Feed Elements resource to refresh the news feed.
- If the `isModified` property is `false`, issue a GET request to the URL in the `nextPollUrl` property. This request also returns a Feed Modified Info response body that contains the `isModified` and `nextPollUrl` properties.

 **Note:** We don't recommend exceeding one poll per minute.

Resource

```
/chatter/feeds/news/userId/is-modified
```

```
/connect/communities/communityId/chatter/feeds/news/userId/is-modified
```

 **Note:** `userId` must be the ID of the context user or the alias `me`.

Available since version

26.0

Requires Chatter

Yes

HTTP methods

GET or HEAD

Request parameter

Parameter Name	Type	Description	Required or Optional	Available Since
<code>since</code>	String	An opaque token containing information about the modification time stamp of the feed and the sort order. Do not construct this token. Retrieve this token from the <code>isModifiedToken</code> property of the Feed Item Page or Feed Modified Info response body.	Required	23.0

Response body

[Feed Modified Info](#)

News Feed Elements

All feed elements from all groups the context user either owns or is a member of, as well as all files, records, and users the context user follows. Use this resource to get information about feed elements and to post feed elements.

For information about posting a feed element, see [Feed Elements, Post and Search](#).

Resource

```
/chatter/feeds/news/userId/feed-elements
```

```
/connect/communities/communityId/chatter/feeds/news/userId/feed-elements
```

 **Note:** *userId* must be the ID of the context user or the alias me.

Available since version

31.0


Requires Chatter

Yes

HTTP methods

GET, HEAD

Request parameters for GET

Parameter Name	Type	Description	Required or Optional	Available Version
<code>density</code>	String	<p>The density of the feed. One of these values:</p> <ul style="list-style-type: none"> <code>AllUpdates</code>—Displays all updates from people and records the user follows and groups the user is a member of. <code>FewerUpdates</code>—Displays all updates from people and records the user follows and groups the user is a member of, but hides some system-generated updates from records. <p>The default value is <code>AllUpdates</code>.</p>	Optional	31.0
<code>elementsPerBundle</code>	Integer	<p>Maximum number of feed elements to include in a bundle. The value must be an integer from 0 through 10. The default value is 3.</p> <p> Note: Bundled posts contain feed-tracked changes. In Salesforce1 downloadable apps, bundled posts are in record feeds only.</p>	Optional	31.0
<code>filter</code>	String	<p>Specifies a filter value for a feed.</p> <ul style="list-style-type: none"> <code>AllQuestions</code>—Only feed elements that are questions. <code>CommunityScoped</code>—Only feed elements that are scoped to communities. Currently, these feed elements have a User or a Group parent record. However, other parent record types could be scoped to communities in the future. Feed elements that are always visible in 	Optional	32.0

Parameter Name	Type	Description	Required or Optional	Available Version
		<p>all communities are filtered out. This value is valid only for the <code>UserProfile</code> feed.</p> <ul style="list-style-type: none"> • <code>SolvedQuestions</code>—Only feed elements that are questions and that have a best answer. • <code>UnansweredQuestions</code>—Only feed elements that are questions and that don't have any answers. • <code>UnsolvedQuestions</code>—Only feed elements that are questions and that don't have a best answer. 		
<code>page</code>	String	<p>A generated token that indicates the view of feed elements in the feed.</p> <p>Page tokens are returned as part of the response body, in one of the URL parameters, such as <code>nextPageURL</code>:</p> <pre>"nextPageUrl": "/services/data/v36.0/ chatter/feeds/news/ 005D0000001GLOWIAN /feed-elements ?page=2011-03-30T17:34:50Z, 0D5D0000000DSv4KAG"</pre>	Optional	31.0
<code>pageSize</code>	Integer	Specifies the number of elements per page. Valid values are from 1 through 100. If you don't specify a size, the default is 25.	Optional	31.0
<code>q</code>	String	<p>One or more keywords to search for in the body and comments of feed elements in this feed.</p> <p>The search string can contain wildcards and must contain at least two characters that aren't wildcards. See Wildcards.</p>	Optional	31.0
<code>recentCommentCount</code>	Integer	Maximum number of comments to include per feed element. The default value is 3. The maximum value is 25.	Optional	31.0
<code>sort</code>	String	<p>Specifies the order returned by the sort, such as by date created or last modified:</p> <ul style="list-style-type: none"> • <code>CreatedDateDesc</code>—Sorts by most recent creation date. • <code>LastModifiedDateDesc</code>—Sorts by most recent activity. <p>The default value is <code>CreatedDescDate</code>.</p>	Optional	31.0

Parameter Name	Type	Description	Required or Optional	Available Version
updatedSince	String	<p>An opaque token defining the modification time stamp of the feed and the sort order.</p> <p>Do not construct this token. Retrieve this token from the <code>updatesToken</code> property of the Feed Element Page response body.</p> <p>The <code>updatedSince</code> parameter doesn't return feed elements that are created in the same second as the request.</p>	Optional	31.0

Response body for GET

[Feed Element Page](#)

News Feed Items

All feed items from all groups the context user either owns or is a member of, as well as all files, records, and users the context user follows. Use this resource to get information about the feed items and to post feed items, including attaching files, posting links, polls, and questions, and sharing posts.

For information about posting a feed item, see [Using POST, PATCH, or PUT for Input](#) on page 10.

Resource

```
/chatter/feeds/news/userId/feed-items
```

 **Note:** `userId` must be the ID of the context user or the alias `me`.

Available versions

23.0–31.0

 **Important:** In version 32.0 and later, use [News Feed Elements](#).

Requires Chatter

Yes

HTTP methods

GET, POST, HEAD

Request parameters for GET

Parameter Name	Type	Description	Required or Optional	Available Version
density	String	<p>The density of the feed. One of these values:</p> <ul style="list-style-type: none"> <code>AllUpdates</code>—Displays all updates from people and records the user follows and groups the user is a member of. 	Optional	29.0–31.0

Parameter Name	Type	Description	Required or Optional	Available Version
		<ul style="list-style-type: none"> <code>FewerUpdates</code>—Displays all updates from people and records the user follows and groups the user is a member of, but hides some system-generated updates from records. <p>The default value is <code>AllUpdates</code>.</p>		
<code>page</code>	String	<p>A generated token that indicates the view of feed items in the feed. Page tokens are returned as part of the response body, in one of the URL parameters, such as <code>nextPageURL</code>:</p> <pre>"nextPageUrl": "/services/data/v36.0/ chatter/feeds/news/ 005D0000001GLowIAN /feed-items ?page=2011-03-30T17:34:50Z, 0D5D0000000DSv4KAG"</pre>	Optional	23.0–31.0
<code>pageSize</code>	Integer	Specifies the number of items per page. Valid values are from 1 through 100. If you don't specify a size, the default is 25.	Optional	23.0–31.0
<code>q</code>	String	<p>One or more keywords to search for in the body and comments of feed items in this feed.</p> <p>The search string can contain wildcards and must contain at least two characters that aren't wildcards. See Wildcards.</p>	Optional	28.0–31.0
<code>recentComment Count</code>	Integer	Maximum number of comments to include per feed item. The default value is 3. The maximum value is 25.	Optional	29.0–31.0
<code>sort</code>	String	<p>Specifies the order returned by the sort, such as by date created or last modified:</p> <ul style="list-style-type: none"> <code>CreatedDateDesc</code>—Sorts by most recent creation date. <code>LastModifiedDateDesc</code>—Sorts by most recent activity. <p>The default value is <code>CreatedDescDate</code>.</p>	Optional	23.0–31.0
<code>updatedSince</code>	String	<p>An opaque token defining the modification time stamp of the feed and the sort order.</p> <p>Do not construct this token. Retrieve this token from the <code>updatesToken</code> property of the Feed Item Page response body.</p>	Optional	30.0–31.0

Request body for POST**Root XML tag**


```
<feedItem>
```


JSON



The following example attaches a poll to a feed item:

```
{
  "body": {
    "messageSegments": [
      {
        "type": "Text",
        "text": "When should we meet for release planning?"
      }
    ]
  },
  "capabilities": {
    "poll": {
      "choices": [
        "Monday",
        "Tuesday"
      ]
    }
  },
  "feedElementType": "FeedItem",
  "subjectId": "me"
}
```

Properties

Name	Type	Description	Required or Optional	Available Version
attachment	Depends on type.	<p>You can specify only one of these values in the attachment parameter. Values are:</p> <ul style="list-style-type: none"> Attachment Input: Canvas App (v29.0–31.0) Attachment Input: Existing Content (v23.0–31.0) Attachment Input: Feed Poll (v26.0–31.0) Attachment Input: Link (v23.0–31.0) Attachment Input: New File Upload (v23.0–31.0) <p> Important: As of API version 32.0, use the <code>capabilities</code> property.</p>	Optional	

Name	Type	Description	Required or Optional	Available Version
<code>body</code>	Message Body Input	<p>Description of message body. Feed item and comment bodies have a 10,000 character limit. Because this limit can change, we recommend that clients make a <code>describeSOjects()</code> call on the <code>FeedItem</code> or <code>FeedComment</code> object. To determine the maximum number of allowed characters, look at the length of the <code>Body</code> or <code>CommentBody</code> field. The body can contain up to 25 mentions.</p> <p>If you specify <code>originalFeedElementId</code> to share a feed item, use the <code>body</code> property to add the first comment to the feed item.</p> <p>To edit this property in a feed item, make a PATCH request to <code>/chatter/feed-elements/feedElementId</code>. Editing feed posts is supported in version 34.0 and later.</p>	Required unless the feed item has a content capability or a link capability	23.0
<code>capabilities</code>	Feed Element Capabilities Input	The capabilities that define the behavior of this feed element.	Optional	31.0
<code>isBookmarkedByCurrentUser</code>	Boolean	<p>Specifies whether to bookmark the new feed item for the user (<code>true</code>) or not (<code>false</code>). The default value is <code>false</code>.</p> <p> Important: As of API version 32.0, use the <code>capabilities.bookmarks.isBookmarkedByCurrentUser</code> property.</p>	Optional	24.0–31.0
<code>feedElementType</code>	String	<p>The type of feed element this input represents.</p> <p>The only valid value is <code>FeedItem</code>.</p>	Required	31.0

Name	Type	Description	Required or Optional	Available Version
<code>originalFeedElementId</code>	String	To share a feed element, specify its 18-character ID.  Note: You can't share a post and upload a file in the same request body.	Optional	31.0
<code>originalFeedItemId</code>	String	To share a feed item, specify its 18-character ID.  Important: As of API version 32.0, use the <code>originalFeedElementId</code> property.	Optional	24.0–31.0
<code>subjectId</code>	String	The ID of the parent this feed element is being posted to. This value can be the ID of a user, group, or record, or the string <code>me</code> to indicate the context user.	Required	31.0
<code>visibility</code>	String	Who can see the post. Valid values are: <ul style="list-style-type: none">• <code>InternalUsers</code>—If Communities is enabled, only members of the default, internal community can see the feed item.• <code>AllUsers</code>—If Communities is enabled, all members of the community can see the feed item. Default values: <ul style="list-style-type: none">• For external users, the default value is <code>AllUsers</code>. External users must use this value to see their posts.• For internal users, the default value is <code>InternalUsers</code>. Internal users can accept this value or use the value <code>AllUsers</code> to allow external users to see their posts. If the parent of the feed item is a User or a Group, the	Optional	26.0

Name	Type	Description	Required or Optional	Available Version
		<code>visibility</code> of the feed item must be <code>AllUsers</code> .		

Request parameters for POST



Use one of the following sets of parameters. For example, you can't post a link and attach a file in the same request.

Parameters for attaching an existing file

Parameter Name	Type	Description	Required or Optional	Available Version
<code>attachmentType</code>	String	The attachment type. Must contain the value <code>ExistingContent</code> .	Required	27.0–31.0
<code>contentDocumentId</code>	String	18-character ID of an existing file.	Required	23.0–31.0
<code>isBookmarkedByCurrentUser</code>	Boolean	Specifies whether to bookmark the new feed item for the user (<code>true</code>) or not (<code>false</code>). The default value is <code>false</code> .	Optional	26.0–31.0
<code>text</code>	String	Text of the feed item.	Optional	23.0–31.0
<code>visibility</code>	String	Who can see the post. Valid values are: <ul style="list-style-type: none"> <code>InternalUsers</code>—If Communities is enabled, only members of the default, internal community can see the feed item. <code>AllUsers</code>—If Communities is enabled, all members of the community can see the feed item. Default values: <ul style="list-style-type: none"> For external users, the default value is <code>AllUsers</code>. External users must use this value to see their posts. For internal users, the default value is <code>InternalUsers</code>. Internal users can accept this value or use the value <code>AllUsers</code> to allow external users to see their posts. If the parent of the feed item is a <code>User</code> or a <code>Group</code> , the <code>visibility</code> of the feed item must be <code>AllUsers</code> .	Optional	26.0–31.0

Parameters for attaching a new file

Parameter Name	Type	Description	Required or Optional	Available Version
<code>attachmentType</code>	String	The attachment type. Must contain the value <code>NewFile</code> .	Required	27.0–31.0

Parameter Name	Type	Description	Required or Optional	Available Version
<code>desc</code>	String	Description of file being posted.	Optional	23.0–26.0
		 Attention: Don't use this parameter as of version 27.0. Use <code>description</code> instead.		
<code>description</code>	String	Description of file being posted.	Optional	27.0–31.0
<code>fileName</code>	String	File name of the file being posted.	Required	23.0–24.0
		 Attention: Don't use this parameter as of version 24.0. Use <code>title</code> instead.		
<code>isBookmarkedByCurrentUser</code>	Boolean	Specifies whether to bookmark the new feed item for the user (<code>true</code>) or not (<code>false</code>). The default value is <code>false</code> .	Optional	26.0–31.0
<code>text</code>	String	Text of the feed item.	Optional	23.0–31.0
<code>title</code>	String	File name of a file to be uploaded and posted.	Required	24.0–31.0
<code>visibility</code>	String	Who can see the post. Valid values are: <ul style="list-style-type: none"> <code>InternalUsers</code>—If Communities is enabled, only members of the default, internal community can see the feed item. <code>AllUsers</code>—If Communities is enabled, all members of the community can see the feed item. Default values: <ul style="list-style-type: none"> For external users, the default value is <code>AllUsers</code>. External users must use this value to see their posts. For internal users, the default value is <code>InternalUsers</code>. Internal users can accept this value or use the value <code>AllUsers</code> to allow external users to see their posts. If the parent of the feed item is a <code>User</code> or a <code>Group</code> , the <code>visibility</code> of the feed item must be <code>AllUsers</code> .	Optional	26.0–31.0

Parameters for posting a link

Parameter Name	Type	Description	Required or Optional	Available Version
<code>attachmentType</code>	String	The attachment type. Must contain the value <code>Link</code> .	Required	27.0–31.0


Parameter Name	Type	Description	Required or Optional	Available Version
<code>isBookmarkedByCurrentUser</code>	Boolean	Specifies whether to bookmark the new feed item for the user (<code>true</code>) or not (<code>false</code>). The default value is <code>false</code> .	Optional	26.0–31.0
<code>text</code>	String	Text of the feed item.	Optional	23.0–31.0
<code>url</code>	String	URL of the link.	Required	23.0–31.0
<code>urlName</code>	String	Name of the URL.	Optional	23.0–31.0
<code>visibility</code>	String	Who can see the post. Valid values are: <ul style="list-style-type: none"> <code>InternalUsers</code>—If Communities is enabled, only members of the default, internal community can see the feed item. <code>AllUsers</code>—If Communities is enabled, all members of the community can see the feed item. Default values: <ul style="list-style-type: none"> For external users, the default value is <code>AllUsers</code>. External users must use this value to see their posts. For internal users, the default value is <code>InternalUsers</code>. Internal users can accept this value or use the value <code>AllUsers</code> to allow external users to see their posts. If the parent of the feed item is a <code>User</code> or a <code>Group</code> , the <code>visibility</code> of the feed item must be <code>AllUsers</code> .	Optional	26.0–31.0

Parameters for posting a poll

Parameter Name	Type	Description	Required or Optional	Available Version
<code>attachmentType</code>	String	The attachment type. Must contain the value <code>Poll</code> .	Required	27.0–31.0
<code>isBookmarkedByCurrentUser</code>	Boolean	Specifies whether to bookmark the new feed item for the user (<code>true</code>) or not (<code>false</code>). The default value is <code>false</code> .	Optional	26.0–31.0
<code>pollChoice1</code> through <code>pollChoice10</code>	String	The choices used to create a feed item with a poll. Specify 2–10 poll choices for each poll.	Required	26.0–31.0
<code>text</code>	String	Text of the feed item.	Required	23.0–31.0

Parameter Name	Type	Description	Required or Optional	Available Version
<code>visibility</code>	String	<p>Who can see the post. Valid values are:</p> <ul style="list-style-type: none"> <code>InternalUsers</code>—If Communities is enabled, only members of the default, internal community can see the feed item. <code>AllUsers</code>—If Communities is enabled, all members of the community can see the feed item. <p>Default values:</p> <ul style="list-style-type: none"> For external users, the default value is <code>AllUsers</code>. External users must use this value to see their posts. For internal users, the default value is <code>InternalUsers</code>. Internal users can accept this value or use the value <code>AllUsers</code> to allow external users to see their posts. <p>If the parent of the feed item is a <code>User</code> or a <code>Group</code>, the <code>visibility</code> of the feed item must be <code>AllUsers</code>.</p>	Optional	26.0–31.0

Parameters for sharing a post

Parameter Name	Type	Description	Required or Optional	Available Version
<code>isBookmarkedByCurrentUser</code>	Boolean	Specifies whether to bookmark the new feed item for the user (<code>true</code>) or not (<code>false</code>). The default value is <code>false</code> .	Optional	26.0–31.0
<code>originalFeedItemId</code>	String	<p>The 18-character ID of the feed item you want to share.</p> <p> Note: Sharing a post takes precedence over uploading a file. Do not share a post and upload a file in the same post.</p>	Required	24.0–31.0
<code>text</code>	String	A comment on the shared feed item.	Optional	28.0–31.0
<code>visibility</code>	String	<p>Who can see the post. Valid values are:</p> <ul style="list-style-type: none"> <code>InternalUsers</code>—If Communities is enabled, only members of the default, internal community can see the feed item. 	Optional	26.0–31.0

Parameter Name	Type	Description	Required or Optional	Available Version
		<ul style="list-style-type: none"> <code>AllUsers</code>—If Communities is enabled, all members of the community can see the feed item. <p>Default values:</p> <ul style="list-style-type: none"> For external users, the default value is <code>AllUsers</code>. External users must use this value to see their posts. For internal users, the default value is <code>InternalUsers</code>. Internal users can accept this value or use the value <code>AllUsers</code> to allow external users to see their posts. <p>If the parent of the feed item is a <code>User</code> or a <code>Group</code>, the <code>visibility</code> of the feed item must be <code>AllUsers</code>.</p>		

Parameters for posting text only

Parameter Name	Type	Description	Required or Optional	Available Version
<code>isBookmarkedByCurrentUser</code>	Boolean	Specifies whether to bookmark the new feed item for the user (<code>true</code>) or not (<code>false</code>). The default value is <code>false</code> .	Optional	26.0–31.0
<code>text</code>	String	Text of the feed item. The maximum number of characters is 1000.	Required	23.0–31.0
<code>visibility</code>	String	<p>Who can see the post. Valid values are:</p> <ul style="list-style-type: none"> <code>InternalUsers</code>—If Communities is enabled, only members of the default, internal community can see the feed item. <code>AllUsers</code>—If Communities is enabled, all members of the community can see the feed item. <p>Default values:</p> <ul style="list-style-type: none"> For external users, the default value is <code>AllUsers</code>. External users must use this value to see their posts. For internal users, the default value is <code>InternalUsers</code>. Internal users can accept this value or use the value <code>AllUsers</code> to allow external users to see their posts. 	Optional	26.0–31.0

Parameter Name	Type	Description	Required or Optional	Available Version
		If the parent of the feed item is a User or a Group, the <code>visibility</code> of the feed item must be <code>AllUsers</code> .		

Parameters for posting a canvas app

Parameter Name	Type	Description	Required or Optional	Available Version
<code>attachmentType</code>	String	The attachment type. Must contain the value <code>Canvas</code> .	Required	29.0–31.0
<code>description</code>	String	Description of the canvas app	Optional	29.0–31.0
<code>developerName</code>	String	The developer name (API name) of the canvas app	Required	29.0–31.0
<code>height</code>	String	The height of the canvas app in pixels. Default height is 200 pixels.	Optional	29.0–31.0
<code>isBookmarkedByCurrentUser</code>	Boolean	Specifies whether to bookmark the new feed item for the user (<code>true</code>) or not (<code>false</code>). The default value is <code>false</code> .	Optional	29.0–31.0
<code>namespacePrefix</code>	String	The namespace prefix of the Developer Edition organization in which the canvas app was created.	Optional	29.0–31.0
<code>parameters</code>	String	Parameters passed to the canvas app in JSON format. The JSON must be URL-encoded: <pre>parameters={'isUpdated':'true'}"</pre>	Optional	29.0–31.0
<code>text</code>	String	Text of the feed item	Optional	29.0–31.0
<code>thumbnailUrl</code>	String	The URL to a thumbnail image for the canvas app. Maximum dimensions are 120x120 pixels.	Optional	29.0–31.0
<code>title</code>	String	The title of the link to the canvas app	Optional	29.0–31.0
<code>visibility</code>	String	Who can see the post. Valid values are: <ul style="list-style-type: none"> <code>InternalUsers</code>—If Communities is enabled, only members of the default, internal community can see the feed item. <code>AllUsers</code>—If Communities is enabled, all members of the community can see the feed item. Default values: <ul style="list-style-type: none"> For external users, the default value is <code>AllUsers</code>. External users must use this value to see their posts. 	Optional	29.0–31.0

Parameter Name	Type	Description	Required or Optional	Available Version
		<ul style="list-style-type: none"> For internal users, the default value is <code>InternalUsers</code>. Internal users can accept this value or use the value <code>AllUsers</code> to allow external users to see their posts. <p>If the parent of the feed item is a User or a Group, the visibility of the feed item must be <code>AllUsers</code>.</p>		

Response body for GET[Feed Item Page](#)**Response body for POST**[Feed Item](#)**Example of file post**

This example updates a news feed with a post that has a new file attachment.

```
curl https://instance_name/services/data/v31.0/chatter/feeds/news/me/feed-items
--form "feedItemFileUpload=@Desktop/textFile.txt"
--form "title=Sample"
--form "description=Just a Text File"
--form "text=Please review"
--form "attachmentType=NewFile"
--header 'Authorization: Bearer
00DD000000Jhd2!AQIAQBgn42jbcW2SX8JaR02_UjXlfnKXWBrjYQPXODtDyaT6gT4DJVs4Ki7s6Goxv08a.Z7gTHKkfqjW6S1.ujlD413FypF'
```

This Java example updates a news feed with a file post.

```
import java.io.File;

import org.apache.commons.httpclient.*;
import org.apache.commons.httpclient.methods.PostMethod;
import org.apache.commons.httpclient.methods.multipart.*;

...

String oauthToken = "00Dx000000X42V!AQgAQClp6UqGWNJUf4d3LQkVCysBIS6a";
String url = "https://instance_name/services/data/v31.0/chatter/" +
    "feeds/user-profile/me/feed-items";
String text = "I love posting files to Chatter!";
File contentFile = getFile();
String description = "This is a test file that I'm posting.";
String title = "contentFile";
Part[] parts = {
    new StringPart("description", description),
    new StringPart("title", fileName),
    new StringPart("text", text),
    new FilePart("feedItemFileUpload", contentFile),
};
```

```

final PostMethod postMethod = new PostMethod(url);

try {
    postMethod.setRequestEntity(new MultipartRequestEntity(parts,
        postMethod.getParams()));
    postMethod.setRequestHeader("Authorization", "Bearer " + oauthToken);
    postMethod.setRequestHeader("Content-type", "multipart/form-data");
    postMethod.setRequestHeader("X-PrettyPrint", "1");

    HttpClient httpClient = new HttpClient();
    httpClient.getParams().setSoTimeout(60000);

    int returnCode = httpClient.executeMethod(postMethod);

    System.out.println(postMethod.getResponseBodyAsString());

    assertTrue("Expected return code of: " + HttpStatus.SC_CREATED,
        returnCode == HttpStatus.SC_CREATED);
} finally {
    postMethod.releaseConnection();
}

```

Example of a link post

This request creates a link post using the request parameters:

```
/chatter/feeds/news/me/feed-items?text=Did+you+see+this?&url=http://www.chatter.com
```

This request body creates a link in a feed item post:

```

{ "body" : {
    "messageSegments" : [
        {
            "type": "Link",
            "url" : "http://www.chatter.com"
        },
        {
            "type": "Text",
            "text" : "Is everyone following this?"
        }
    ]
}

```

This request body includes a link as an attachment to a feed item post:

```

{ "body" : {
    "messageSegments" : [
        {
            "type": "Text",
            "text" : "Is everyone following this?"
        }
    ]
},
"attachment" :{
    "url" : "http://www.chatter.com",
    "urlName" : "The Future of Social Enterprise"
}

```

```
}
}
```

News Feed Items Flat

This resource is deprecated as of version 26.0.

Returns a flat feed, that is, a feed where there is no hierarchy between feed items and comments: Feed items and comments are at the same level. All items are returned in chronological order.

Resource

```
/chatter/feeds/news/me/feed-items/flat
```


or

```
/chatter/feeds/news/userId/feed-items/flat
```

 **Note:** *userId* must be the ID of the context user or the alias *me*.

Available since version

25.0–26.0

 **Important:** As of API version 32.0, use `/chatter/feeds/news/userId/feed-elements`.

Requires Chatter

Yes

HTTP methods

GET or HEAD

Request parameters

Parameter Name	Type	Description
<code>numFeedItems</code>	Integer	Specifies the number of feed items returned. Valid values are from 0 through 100. Default value is 25. Because feed items can include comments, specifying 25 flat feed items may actually return more. For example, if each feed item has one comment, and <code>recentCommentCount</code> is greater than 1, 50 flat feed items are returned.
<code>page</code>	String	A generated token that indicates the view of feed items in the feed. Page tokens are returned as part of the response body, in one of the URL parameters, such as <code>nextPageURL</code> .
<code>recentCommentCount</code>	Integer	Specifies the number of recent comments returned. Valid values are from 0 through 25. Default value is 3.

Parameter Name	Type	Description
<code>sort</code>	String. One of the following: <ul style="list-style-type: none"> • <code>CreatedDateDesc</code> • <code>LastModifiedDateDesc</code> 	Sorts the returned feed either by created date in ascending order, or by last modified date, also in ascending order. The default is <code>LastModifiedDateDesc</code>

Response body

Flat Feed

SEE ALSO:

[Working with Feeds and Feed Elements](#)

People Feed Resources

All feed elements posted by all of the people the context user follows.

Available resources are:

Resource	Description
/chatter/feeds/people/me	Returns a URL to the feed elements for all the people the context user is following.
/chatter/feeds/people/me/feed-elements	Returns all the feed elements from all the people the context user follows.

People Feed URL

Returns a URL to the feed elements for all the people the context user is following.

Resource`/chatter/feeds/people/userId``/connect/communities/communityId/chatter/feeds/people/userId` **Note:** `userId` must be the ID of the context user or the alias `me`.**Available since version**

23.0

Requires Chatter

Yes

HTTP methods

GET, HEAD

Request parameters

Parameter Name	Type	Description
sort	String	Specifies the order returned by the sort, such as by date created or last modified: <ul style="list-style-type: none"> • <code>CreatedDateDesc</code>—Sorts by most recent creation date. • <code>LastModifiedDateDesc</code>—Sorts by most recent activity. <p>The default value is <code>CreatedDescDate</code>.</p>

Response body

[Feed](#)

People Feed Elements

Returns all the feed elements from all the people the context user follows.

Resource

```
/chatter/feeds/people/userId/feed-elements
```

```
/connect/communities/communityId/chatter/feeds/people/userId/feed-elements
```



Note: `userId` must be the ID of the context user or the alias `me`.

Available since version

31.0

Requires Chatter

Yes

HTTP methods

GET, HEAD

Request parameters

Parameter Name	Type	Description	Required or Optional	Available Version
density	String	The density of the feed. One of these values: <ul style="list-style-type: none"> • <code>AllUpdates</code>—Displays all updates from people and records the user follows and groups the user is a member of. • <code>FewerUpdates</code>—Displays all updates from people and records the user follows and groups the user is a member of, but hides some system-generated updates from records. 	Optional	31.0

Parameter Name	Type	Description	Required or Optional	Available Version
		The default value is <code>AllUpdates</code> .		
<code>elementsPerBundle</code>	Integer	Maximum number of feed elements to include in a bundle. The value must be an integer from 0 through 10. The default value is 3.	Optional	31.0
<code>page</code>	String	A generated token that indicates the view of feed elements in the feed. Page tokens are returned as part of the response body in one of the URL parameters, such as <code>nextPageURL</code> : <pre>"nextPageUrl": "/services/data/v36.0/ chatter/feeds/news/ 005D0000001GLowIAN /feed-elements ?page=2011-03-30T17:34:50Z, 0D5D0000000DSv4KAG"</pre>	Optional	31.0
<code>pageSize</code>	Integer	Specifies the number of elements per page. Valid values are from 1 through 100. If you don't specify a size, the default is 25.	Optional	31.0
<code>q</code>	String	One or more keywords to search for in the body and comments of feed elements in this feed. The search string can contain wildcards and must contain at least two characters that aren't wildcards. See Wildcards .	Optional	31.0
<code>recentCommentCount</code>	Integer	Maximum number of comments to include per feed element. The default value is 3. The maximum value is 25.	Optional	31.0
<code>sort</code>	String	Specifies the order returned by the sort, such as by date created or last modified: <ul style="list-style-type: none"> • <code>CreatedDateDesc</code>—Sorts by most recent creation date. • <code>LastModifiedDateDesc</code>—Sorts by most recent activity. The default value is <code>CreatedDescDate</code> .	Optional	31.0
<code>updatedSince</code>	String	An opaque token defining the modification time stamp of the feed and the sort order. Do not construct this token. Retrieve this token from the <code>updatesToken</code> property of the Feed Element Page response body. The <code>updatedSince</code> parameter doesn't return feed elements that are created in the same second as the request.	Optional	31.0

Response body[Feed Element Page](#)

People Feed Items

Returns all the feed items from all the people the context user follows.

Resource

```
/chatter/feeds/people/me/feed-items
```


or

```
/chatter/feeds/people/userId/feed-items
```

 **Note:** *userId* must be the ID of the context user or the alias *me*.

Available versions

23.0–31.0

 **Important:** In version 32.0 and later, use [People Feed Elements](#).

Requires Chatter

Yes

HTTP methods

GET, HEAD

Request parameters

Parameter Name	Type	Description	Required or Optional	Available Version
<code>density</code>	String	<p>The density of the feed. One of these values:</p> <ul style="list-style-type: none"> <code>AllUpdates</code>—Displays all updates from people and records the user follows and groups the user is a member of. <code>FewerUpdates</code>—Displays all updates from people and records the user follows and groups the user is a member of, but hides some system-generated updates from records. <p>The default value is <code>AllUpdates</code>.</p>	Optional	29.0–31.0
<code>page</code>	String	<p>A generated token that indicates the view of feed elements in the feed.</p> <p>Page tokens are returned as part of the response body, in one of the URL parameters, such as <code>nextPageURL</code>, for example:</p> <pre>"nextPageUrl": "/services/data/v36.0/ chatter/feeds/news/</pre>	Optional	23.0–31.0

Parameter Name	Type	Description	Required or Optional	Available Version
		<code>005D0000001GLowIAN /feed-elements ?page=2011-03-30T17:34:50Z, 0D5D0000000DSv4KAG"</code>		
<code>pageSize</code>	Integer	Specifies the number of items per page. Valid values are between 1 and 100. If you don't specify a size, the default is 25.	Optional	23.0–31.0
<code>q</code>	String	One or more keywords to search for in the body and comments of feed elements in this feed. The search string can contain wildcards and must contain at least two characters that aren't wildcards. See Wildcards .	Optional	28.0–31.0
<code>recentCommentCount</code>	Integer	Maximum number of comments to include per feed item. The default value is 3. The maximum value is 25.	Optional	29.0–31.0
<code>sort</code>	String	Specifies the order returned by the sort, such as by date created or last modified: <ul style="list-style-type: none"> <code>CreatedDateDesc</code>—Sorts by most recent creation date. <code>LastModifiedDateDesc</code>—Sorts by most recent activity. The default value is <code>CreatedDescDate</code> .	Optional	23.0–31.0
<code>updatedSince</code>	String	An opaque token defining the modification time stamp of the feed and the sort order. Do not construct this token. Retrieve this token from the <code>updatesToken</code> property of the Feed Element Page response body.	Optional	30.0–31.0

Response body[Feed Item Page](#)

People Feed Items Flat

This resource is deprecated as of version 26.0.

Returns a flat feed, that is, a feed where there is no hierarchy between feed items and comments: Feed items and comments are at the same level. All items are returned in chronological order.

Resource

```
/chatter/feeds/people/me/feed-items/flat
```


or

```
/chatter/feeds/people/userId/feed-items/flat
```

 **Note:** *userId* must be the ID of the context user or the alias *me*.

Available since version

25.0–26.0

Requires Chatter

Yes

HTTP methods

GET or HEAD

Request parameters

Parameter Name	Type	Description
<code>numFeedItems</code>	Integer	Specifies the number of feed items returned. Valid values are from 0 through 100. Default value is 25. Because feed items can include comments, specifying 25 flat feed items may actually return more. For example, if each feed item has one comment, and <code>recentCommentCount</code> is greater than 1, 50 flat feed items are returned.
<code>page</code>	String	A generated token that indicates the view of feed items in the feed. Page tokens are returned as part of the response body, in one of the URL parameters, such as <code>nextPageURL</code> .
<code>recentCommentCount</code>	Integer	Specifies the number of recent comments returned. Valid values are from 0 through 25. Default value is 3.
<code>sort</code>	String. One of the following: <ul style="list-style-type: none"> • <code>CreatedDateDesc</code> • <code>LastModifiedDateDesc</code> 	Sorts the returned feed either by created date in ascending order, or by last modified date, also in ascending order. The default is <code>LastModifiedDateDesc</code> .

Response body[Flat Feed](#)

SEE ALSO:

[Working with Feeds and Feed Elements](#)

Record Feed Resource

The feed of the specified record, which could be a group, person, object, file and so on. You can post feed items to the record feed. You can get another user's record feed.

Available resources are:

Resource	Description
/chatter/feeds/record/<i>recordId</i>	Returns a URL to the feed elements for all the records the current user is following, or a URL to all the feed elements of the specified <i>recordId</i> . Use this resource to get a group feed.
/chatter/feeds/record/<i>recordId</i>/feed-elements	Returns the feed elements for all the records the context user is following, or all the feed elements of the specified <i>recordId</i> . Use this resource to search a feed or to get the feed elements for a specific feed, including another user's feed. To use this resource to get the feed elements for a group, specify the group ID as the <i>recordId</i> .

Record Feed URL

Returns a URL to the feed elements for all the records the current user is following, or a URL to all the feed elements of the specified *recordId*. Use this resource to get a group feed.

Resource

```
/chatter/feeds/record/recordId
```

```
/connect/communities/communityId/chatter/feeds/record/recordId
```



Note: If *recordId* is a user ID, it must be the same as the current user or the alias *me*.

Available since version

23.0

Requires Chatter

Yes

HTTP methods

GET, HEAD

Request parameters

Parameter Name	Type	Description
<code>sort</code>	String	Specifies the order returned by the sort, such as by date created or last modified: <ul style="list-style-type: none"> <code>CreatedDateDesc</code>—Sorts by most recent creation date. <code>LastModifiedDateDesc</code>—Sorts by most recent activity.

Parameter Name	Type	Description
		The default value is CreatedDescDate.

Response body

Feed

Record Feed Elements

Returns the feed elements for all the records the context user is following, or all the feed elements of the specified *recordId*. Use this resource to search a feed or to get the feed elements for a specific feed, including another user's feed. To use this resource to get the feed elements for a group, specify the group ID as the *recordId*.

Resource

```
/chatter/feeds/record/recordId/feed-elements
```

```
/connect/communities/communityId/chatter/feeds/record/recordId/feed-elements
```



Note: If *recordId* is a user ID, it must be the same as the current user or the alias *me*.

Available since version

23.0

Requires Chatter



Yes

HTTP methods

GET, HEAD

Request parameters for GET

Parameter Name	Type	Description	Required or Optional	Available Version
density	String	<p>The density of the feed. One of these values:</p> <ul style="list-style-type: none"> AllUpdates—Displays all updates from people and records the user follows and groups the user is a member of. FewerUpdates—Displays all updates from people and records the user follows and groups the user is a member of, but hides some system-generated updates from records. <p>The default value is AllUpdates.</p>	Optional	31.0

Parameter Name	Type	Description	Required or Optional	Available Version
<code>elementsPerBundle</code>	Integer	<p>Maximum number of feed elements to include in a bundle. The value must be an integer from 0 through 10. The default value is 3.</p> <p> Note: Bundled posts contain feed-tracked changes. In Salesforce1 downloadable apps, bundled posts are in record feeds only.</p>	Optional	31.0
<code>filter</code>	String	<p>Specifies a filter value for a feed.</p> <ul style="list-style-type: none"> <code>AllQuestions</code>—Only feed elements that are questions. <code>CommunityScoped</code>—Only feed elements that are scoped to communities. Currently, these feed elements have a <code>User</code> or a <code>Group</code> parent record. However, other parent record types could be scoped to communities in the future. Feed elements that are always visible in all communities are filtered out. This value is valid only for the <code>UserProfile</code> feed. <code>SolvedQuestions</code>—Only feed elements that are questions and that have a best answer. <code>UnansweredQuestions</code>—Only feed elements that are questions and that don't have any answers. <code>UnsolvedQuestions</code>—Only feed elements that are questions and that don't have a best answer. <p> Note: The <code>filter</code> parameter doesn't work for group feeds.</p>	Optional	32.0
<code>page</code>	String	<p>A generated token that indicates the view of feed elements in the feed.</p> <p>Page tokens are returned as part of the response body, in one of the URL parameters, such as <code>nextPageURL</code>, for example:</p> <pre>"nextPageUrl": "/services/data/v36.0/ chatter/feeds/news/ 005D0000001GLowIAN /feed-elements ?page=2011-03-30T17:34:50Z, 005D0000000DSv4KAG"</pre>	Optional	31.0

Parameter Name	Type	Description	Required or Optional	Available Version
<code>pageSize</code>	Integer	Specifies the number of elements per page. Valid values are between 1 and 100. If you don't specify a size, the default is 25.	Optional	31.0
<code>q</code>	String	One or more keywords to search for in the body and comments of feed elements in this feed. The search string can contain wildcards and must contain at least two characters that aren't wildcards. See Wildcards .	Optional	31.0
<code>recentCommentCount</code>	Integer	Maximum number of comments to include per feed element. The default value is 3. The maximum value is 25.	Optional	31.0
<code>showInternalOnly</code>	Boolean	Specifies whether to show only feed elements from internal (non-community) users (<code>true</code>), or not (<code>false</code>). The default value is <code>false</code> .	Optional	31.0
<code>sort</code>	String	Specifies the order returned by the sort, such as by date created or last modified: <ul style="list-style-type: none"> <code>CreatedDateDesc</code>—Sorts by most recent creation date. <code>LastModifiedDateDesc</code>—Sorts by most recent activity. The default value is <code>CreatedDescDate</code> .	Optional	31.0
<code>updatedSince</code>	String	An opaque token defining the modification time stamp of the feed and the sort order. Do not construct this token. Retrieve this token from the <code>updatesToken</code> property of the Feed Element Page response body. The <code>updatedSince</code> parameter doesn't return feed elements that are created in the same second as the request.	Optional	31.0

Response body for GET

[Feed Element Page](#)

Record Feed Items

Returns the feed items for all the records the context user is following, or all the feed items of the specified `recordId`. Use this resource to post a new feed item and to search a feed. To use this resource to get the feed items for a specific group, specify the group ID as the `recordId`.

For information about posting a feed item, see [Using POST, PATCH, or PUT for Input](#).


 **Note:** You cannot post a feed item to a Record Feed if the record is of type `ContentDocument`.

Resource

```
/chatter/feeds/record/me/feed-items
```

or

```
/chatter/feeds/record/recordId/feed-items
```

 **Note:** If `recordId` is a user ID, it must be the same as the current user or the alias `me`.

Available versions

23.0–31.0

 **Important:** In version 32.0 and later, use [Record Feed Elements](#).

Requires Chatter

Yes

HTTP methods

GET, POST, HEAD

Request parameters for GET

Parameter Name	Type	Description	Required or Optional	Available Version
<code>density</code>	String	<p>The density of the feed. One of these values:</p> <ul style="list-style-type: none"> <code>AllUpdates</code>—Displays all updates from people and records the user follows and groups the user is a member of. <code>FewerUpdates</code>—Displays all updates from people and records the user follows and groups the user is a member of, but hides some system-generated updates from records. <p>The default value is <code>AllUpdates</code>.</p>	Optional	29.0–31.0
<code>page</code>	String	<p>A generated token that indicates the view of feed items in the feed. Page tokens are returned as part of the response body, in one of the URL parameters, such as <code>nextPageURL</code>, for example:</p> <pre>"nextPageUrl": "/services/data/v36.0/ chatter/feeds/news/ 005D0000001GLowIAN /feed-items ?page=2011-03-30T17:34:50Z, 0D5D0000000DSv4KAG"</pre>	Optional	23.0–31.0

Parameter Name	Type	Description	Required or Optional	Available Version
pageSize	Integer	Specifies the number of items per page. Valid values are from 1 through 100. If you don't specify a size, the default is 25.	Optional	23.0–31.0
q	String	One or more keywords to search for in the body and comments of feed items in this feed. The search string can contain wildcards and must contain at least two characters that aren't wildcards. See Wildcards .	Optional	28.0–31.0
recentComment Count	Integer	Maximum number of comments to include per feed item. The default value is 3. The maximum value is 25.	Optional	29.0–31.0
showInternal Only	Boolean	Specifies whether to show only feed items from internal (non-community) users (true), or not (false). The default value is false .	Optional	30.0–31.0
sort	String	Specifies the order returned by the sort, such as by date created or last modified: <ul style="list-style-type: none"> • CreatedDateDesc—Sorts by most recent creation date. • LastModifiedDateDesc—Sorts by most recent activity. The default value is CreatedDescDate .	Optional	23.0–31.0
updatedSince	String	An opaque token defining the modification time stamp of the feed and the sort order. Do not construct this token. Retrieve this token from the updatesToken property of the Feed Item Page response body.	Optional	30.0–31.0

Request body for POST

Root XML tag

```
<feedItem>
```

JSON

The following example attaches a poll to a feed item:


```
{
  "body": {
    "messageSegments": [
      {
        "type": "Text",
        "text": "When should we meet for release planning?"
      }
    ]
  }
}
```




```

    },
    "capabilities":{
      "poll":{
        "choices":[
          "Monday",
          "Tuesday"
        ]
      }
    },
    "feedElementType":"FeedItem",
    "subjectId":"me"
  }
}

```

Properties

Name	Type	Description	Required or Optional	Available Version
attachment	Depends on type.	<p>You can specify only one of these values in the attachment parameter. Values are:</p> <ul style="list-style-type: none"> • Attachment Input: Canvas App (v29.0–31.0) • Attachment Input: Existing Content (v23.0–31.0) • Attachment Input: Feed Poll (v26.0–31.0) • Attachment Input: Link (v23.0–31.0) • Attachment Input: New File Upload (v23.0–31.0) <p> Important: As of API version 32.0, use the <code>capabilities</code> property.</p>	Optional	
body	Message Body Input	<p>Description of message body. Feed item and comment bodies have a 10,000 character limit. Because this limit can change, we recommend that clients make a <code>describeObjects()</code> call on the <code>FeedItem</code> or <code>FeedComment</code> object. To determine the maximum number of allowed characters, look at the length of the <code>Body</code> or <code>CommentBody</code> field. The body can contain up to 25 mentions.</p> <p>If you specify <code>originalFeedElementId</code></p>	Required unless the feed item has a content capability or a link capability	23.0

Name	Type	Description	Required or Optional	Available Version
		<p>to share a feed item, use the <code>body</code> property to add the first comment to the feed item.</p> <p>To edit this property in a feed item, make a PATCH request to <code>/chatter/feed-elements / feedElementId</code>. Editing feed posts is supported in version 34.0 and later.</p>		
<code>capabilities</code>	Feed Element Capabilities Input	The capabilities that define the behavior of this feed element.	Optional	31.0
<code>isBookmarkedByCurrentUser</code>	Boolean	<p>Specifies whether to bookmark the new feed item for the user (<code>true</code>) or not (<code>false</code>). The default value is <code>false</code>.</p> <p> Important: As of API version 32.0, use the <code>capabilities.bookmarks.isBookmarkedByCurrentUser</code> property.</p>	Optional	24.0–31.0
<code>feedElementType</code>	String	<p>The type of feed element this input represents.</p> <p>The only valid value is <code>FeedItem</code>.</p>	Required	31.0
<code>originalFeedElementId</code>	String	<p>To share a feed element, specify its 18-character ID.</p> <p> Note: You can't share a post and upload a file in the same request body.</p>	Optional	31.0
<code>originalFeedItemId</code>	String	<p>To share a feed item, specify its 18-character ID.</p> <p> Important: As of API version 32.0, use the <code>originalFeedElementId</code> property.</p>	Optional	24.0–31.0
<code>subjectId</code>	String	The ID of the parent this feed element is being posted to. This value can be the ID of a user, group, or record, or the string <code>me</code> to indicate the context user.	Required	31.0

Name	Type	Description	Required or Optional	Available Version
visibility	String	<p>Who can see the post. Valid values are:</p> <ul style="list-style-type: none"> <code>InternalUsers</code>—If Communities is enabled, only members of the default, internal community can see the feed item. <code>AllUsers</code>—If Communities is enabled, all members of the community can see the feed item. <p>Default values:</p> <ul style="list-style-type: none"> For external users, the default value is <code>AllUsers</code>. External users must use this value to see their posts. For internal users, the default value is <code>InternalUsers</code>. Internal users can accept this value or use the value <code>AllUsers</code> to allow external users to see their posts. <p>If the parent of the feed item is a User or a Group, the <code>visibility</code> of the feed item must be <code>AllUsers</code>.</p>	Optional	26.0

Request parameters for POST



Use one of the following sets of parameters. For example, you can't post a link and attach a file in the same request.

Parameters for attaching an existing file

Parameter Name	Type	Description	Required or Optional	Available Version
attachmentType	String	The attachment type. Must contain the value <code>ExistingContent</code> .	Required	27.0–31.0
contentDocumentId	String	18-character ID of an existing file.	Required	23.0–31.0
isBookmarkedByCurrentUser	Boolean	Specifies whether to bookmark the new feed item for the user (<code>true</code>) or not (<code>false</code>). The default value is <code>false</code> .	Optional	26.0–31.0
text	String	Text of the feed item.	Optional	23.0–31.0

Parameter Name	Type	Description	Required or Optional	Available Version
<code>visibility</code>	String	<p>Who can see the post. Valid values are:</p> <ul style="list-style-type: none"> <code>InternalUsers</code>—If Communities is enabled, only members of the default, internal community can see the feed item. <code>AllUsers</code>—If Communities is enabled, all members of the community can see the feed item. <p>Default values:</p> <ul style="list-style-type: none"> For external users, the default value is <code>AllUsers</code>. External users must use this value to see their posts. For internal users, the default value is <code>InternalUsers</code>. Internal users can accept this value or use the value <code>AllUsers</code> to allow external users to see their posts. <p>If the parent of the feed item is a User or a Group, the <code>visibility</code> of the feed item must be <code>AllUsers</code>.</p>	Optional	26.0–31.0

Parameters for attaching a new file

Parameter Name	Type	Description	Required or Optional	Available Version
<code>attachmentType</code>	String	The attachment type. Must contain the value <code>NewFile</code> .	Required	27.0–31.0
<code>desc</code>	String	<p>Description of file being posted.</p> <p> Attention: Don't use this parameter as of version 27.0. Use <code>description</code> instead.</p>	Optional	23.0–26.0
<code>description</code>	String	Description of file being posted.	Optional	27.0–31.0
<code>fileName</code>	String	<p>File name of the file being posted.</p> <p> Attention: Don't use this parameter as of version 24.0. Use <code>title</code> instead.</p>	Required	23.0–24.0
<code>isBookmarkedByCurrentUser</code>	Boolean	Specifies whether to bookmark the new feed item for the user (<code>true</code>) or not (<code>false</code>). The default value is <code>false</code> .	Optional	26.0–31.0
<code>text</code>	String	Text of the feed item.	Optional	23.0–31.0
<code>title</code>	String	File name of a file to be uploaded and posted.	Required	24.0–31.0

Parameter Name	Type	Description	Required or Optional	Available Version
<code>visibility</code>	String	<p>Who can see the post. Valid values are:</p> <ul style="list-style-type: none"> <code>InternalUsers</code>—If Communities is enabled, only members of the default, internal community can see the feed item. <code>AllUsers</code>—If Communities is enabled, all members of the community can see the feed item. <p>Default values:</p> <ul style="list-style-type: none"> For external users, the default value is <code>AllUsers</code>. External users must use this value to see their posts. For internal users, the default value is <code>InternalUsers</code>. Internal users can accept this value or use the value <code>AllUsers</code> to allow external users to see their posts. <p>If the parent of the feed item is a User or a Group, the <code>visibility</code> of the feed item must be <code>AllUsers</code>.</p>	Optional	26.0–31.0

Parameters for posting a link

Parameter Name	Type	Description	Required or Optional	Available Version
<code>attachmentType</code>	String	The attachment type. Must contain the value <code>Link</code> .	Required	27.0–31.0
<code>isBookmarkedByCurrentUser</code>	Boolean	Specifies whether to bookmark the new feed item for the user (<code>true</code>) or not (<code>false</code>). The default value is <code>false</code> .	Optional	26.0–31.0
<code>text</code>	String	Text of the feed item.	Optional	23.0–31.0
<code>url</code>	String	URL of the link.	Required	23.0–31.0
<code>urlName</code>	String	Name of the URL.	Optional	23.0–31.0
<code>visibility</code>	String	<p>Who can see the post. Valid values are:</p> <ul style="list-style-type: none"> <code>InternalUsers</code>—If Communities is enabled, only members of the default, internal community can see the feed item. <code>AllUsers</code>—If Communities is enabled, all members of the community can see the feed item. <p>Default values:</p>	Optional	26.0–31.0


Parameter Name	Type	Description	Required or Optional	Available Version
		<ul style="list-style-type: none"> For external users, the default value is <code>AllUsers</code>. External users must use this value to see their posts. For internal users, the default value is <code>InternalUsers</code>. Internal users can accept this value or use the value <code>AllUsers</code> to allow external users to see their posts. <p>If the parent of the feed item is a <code>User</code> or a <code>Group</code>, the <code>visibility</code> of the feed item must be <code>AllUsers</code>.</p>		

Parameters for posting a poll

Parameter Name	Type	Description	Required or Optional	Available Version
<code>attachmentType</code>	String	The attachment type. Must contain the value <code>Poll</code> .	Required	27.0–31.0
<code>isBookmarkedByCurrentUser</code>	Boolean	Specifies whether to bookmark the new feed item for the user (<code>true</code>) or not (<code>false</code>). The default value is <code>false</code> .	Optional	26.0–31.0
<code>pollChoice1</code> through <code>pollChoice10</code>	String	The choices used to create a feed item with a poll. Specify 2–10 poll choices for each poll.	Required	26.0–31.0
<code>text</code>	String	Text of the feed item.	Required	23.0–31.0
<code>visibility</code>	String	<p>Who can see the post. Valid values are:</p> <ul style="list-style-type: none"> <code>InternalUsers</code>—If <code>Communities</code> is enabled, only members of the default, internal community can see the feed item. <code>AllUsers</code>—If <code>Communities</code> is enabled, all members of the community can see the feed item. <p>Default values:</p> <ul style="list-style-type: none"> For external users, the default value is <code>AllUsers</code>. External users must use this value to see their posts. For internal users, the default value is <code>InternalUsers</code>. Internal users can accept this value or use the value <code>AllUsers</code> to allow external users to see their posts. 	Optional	26.0–31.0

Parameter Name	Type	Description	Required or Optional	Available Version
		If the parent of the feed item is a User or a Group, the <code>visibility</code> of the feed item must be <code>AllUsers</code> .		

Parameters for sharing a post

Parameter Name	Type	Description	Required or Optional	Available Version
<code>isBookmarkedByCurrentUser</code>	Boolean	Specifies whether to bookmark the new feed item for the user (<code>true</code>) or not (<code>false</code>). The default value is <code>false</code> .	Optional	26.0–31.0
<code>originalFeedItemId</code>	String	The 18-character ID of the feed item you want to share.  Note: Sharing a post takes precedence over uploading a file. Do not share a post and upload a file in the same post.	Required	24.0–31.0
<code>text</code>	String	A comment on the shared feed item.	Optional	28.0–31.0
<code>visibility</code>	String	Who can see the post. Valid values are: <ul style="list-style-type: none"> <code>InternalUsers</code>—If Communities is enabled, only members of the default, internal community can see the feed item. <code>AllUsers</code>—If Communities is enabled, all members of the community can see the feed item. Default values: <ul style="list-style-type: none"> For external users, the default value is <code>AllUsers</code>. External users must use this value to see their posts. For internal users, the default value is <code>InternalUsers</code>. Internal users can accept this value or use the value <code>AllUsers</code> to allow external users to see their posts. If the parent of the feed item is a User or a Group, the <code>visibility</code> of the feed item must be <code>AllUsers</code> .	Optional	26.0–31.0

Parameters for posting text only

Parameter Name	Type	Description	Required or Optional	Available Version
<code>isBookmarkedByCurrentUser</code>	Boolean	Specifies whether to bookmark the new feed item for the user (<code>true</code>) or not (<code>false</code>). The default value is <code>false</code> .	Optional	26.0–31.0
<code>text</code>	String	Text of the feed item. The maximum number of characters is 1000.	Required	23.0–31.0
<code>visibility</code>	String	Who can see the post. Valid values are: <ul style="list-style-type: none"> <code>InternalUsers</code>—If Communities is enabled, only members of the default, internal community can see the feed item. <code>AllUsers</code>—If Communities is enabled, all members of the community can see the feed item. Default values: <ul style="list-style-type: none"> For external users, the default value is <code>AllUsers</code>. External users must use this value to see their posts. For internal users, the default value is <code>InternalUsers</code>. Internal users can accept this value or use the value <code>AllUsers</code> to allow external users to see their posts. If the parent of the feed item is a User or a Group, the <code>visibility</code> of the feed item must be <code>AllUsers</code> .	Optional	26.0–31.0

Parameters for posting a canvas app

Parameter Name	Type	Description	Required or Optional	Available Version
<code>attachmentType</code>	String	The attachment type. Must contain the value <code>Canvas</code> .	Required	29.0–31.0
<code>description</code>	String	Description of the canvas app	Optional	29.0–31.0
<code>developerName</code>	String	The developer name (API name) of the canvas app	Required	29.0–31.0
<code>height</code>	String	The height of the canvas app in pixels. Default height is 200 pixels.	Optional	29.0–31.0
<code>isBookmarkedByCurrentUser</code>	Boolean	Specifies whether to bookmark the new feed item for the user (<code>true</code>) or not (<code>false</code>). The default value is <code>false</code> .	Optional	29.0–31.0
<code>namespacePrefix</code>	String	The namespace prefix of the Developer Edition organization in which the canvas app was created.	Optional	29.0–31.0

Parameter Name	Type	Description	Required or Optional	Available Version
<code>parameters</code>	String	Parameters passed to the canvas app in JSON format. The JSON must be URL-encoded: <pre>parameters={'isUpdated':'true'}"</pre>	Optional	29.0–31.0
<code>text</code>	String	Text of the feed item	Optional	29.0–31.0
<code>thumbnailUrl</code>	String	The URL to a thumbnail image for the canvas app. Maximum dimensions are 120x120 pixels.	Optional	29.0–31.0
<code>title</code>	String	The title of the link to the canvas app	Optional	29.0–31.0
<code>visibility</code>	String	Who can see the post. Valid values are: <ul style="list-style-type: none"> <code>InternalUsers</code>—If Communities is enabled, only members of the default, internal community can see the feed item. <code>AllUsers</code>—If Communities is enabled, all members of the community can see the feed item. Default values: <ul style="list-style-type: none"> For external users, the default value is <code>AllUsers</code>. External users must use this value to see their posts. For internal users, the default value is <code>InternalUsers</code>. Internal users can accept this value or use the value <code>AllUsers</code> to allow external users to see their posts. If the parent of the feed item is a <code>User</code> or a <code>Group</code> , the <code>visibility</code> of the feed item must be <code>AllUsers</code> .	Optional	29.0–31.0

Response body for GET[Feed Item Page](#)**Response body for POST**[Feed Item](#)**Example for GET**This request searches for feed items that contain the string `track`:

```
/chatter/feeds/record/me/feed-items?q=track
```

In the [Feed Item Page](#) response body, the string `track` is found in the `feed-items/items/body/text` property.**Record Feed Items Flat**

This resource is deprecated as of version 26.0.

Returns a flat feed, that is, a feed where there is no hierarchy between feed items and comments: Feed items and comments are at the same level. All items are returned in chronological order.

Resource

```
/chatter/feeds/record/me/feed-items/flat
```

or

```
/chatter/feeds/record/userId/feed-items/flat
```

 **Note:** *userId* must be the ID of the context user or the alias *me*.

Available since version

25.0–26.0

Requires Chatter

Yes

HTTP methods

GET or HEAD

Request parameters

Parameter Name	Type	Description
<code>numFeedItems</code>	Integer	Specifies the number of feed items returned. Valid values are from 0 through 100. Default value is 25. Because feed items can include comments, specifying 25 flat feed items may actually return more. For example, if each feed item has one comment, and <code>recentCommentCount</code> is greater than 1, 50 flat feed items are returned.
<code>page</code>	String	A generated token that indicates the view of feed items in the feed. Page tokens are returned as part of the response body, in one of the URL parameters, such as <code>nextPageURL</code> .
<code>recentCommentCount</code>	Integer	Specifies the number of recent comments returned. Valid values are from 0 through 25. Default value is 3.
<code>sort</code>	String. One of the following: <ul style="list-style-type: none"> • <code>CreatedDateDesc</code> • <code>LastModifiedDateDesc</code> 	Sorts the returned feed either by created date in ascending order, or by last modified date, also in ascending order. The default is <code>LastModifiedDateDesc</code>

Response body

Flat Feed

SEE ALSO:

[Records Resources](#)[Working with Feeds and Feed Elements](#)[Get a Record Feed](#)[Get Another User's Feed](#)

To Feed Resources

A feed containing all @mentions of the context user and posts others have made to the context user's feed.

Available resources are:

Resource	Description
/chatter/feeds/to/me	Returns a URL to the feed elements for the feed of the context user.
/chatter/feeds/to/me/feed-elements	Returns the feed elements for all @mentions of the context user, and all posts made to the user's feed.

To Feed URL

Returns a URL to the feed elements for the feed of the context user.

Resource

```
/chatter/feeds/to/userId
```

```
/connect/communities/communityId/chatter/feeds/to/userId
```

 **Note:** *userId* must be the ID of the context user or the alias me.

Available since version

23.0

Requires Chatter

Yes

HTTP methods

GET, HEAD

Request parameters

Parameter Name	Type	Description
sort	String	Specifies the order returned by the sort, such as by date created or last modified: <ul style="list-style-type: none"> CreatedDateDesc—Sorts by most recent creation date.

Parameter Name	Type	Description
		<ul style="list-style-type: none"> <code>LastModifiedDateDesc</code>—Sorts by most recent activity. <p>The default value is <code>CreatedDescDate</code>.</p>

Response body[Feed](#)

To Feed Elements

Returns the feed elements for all @mentions of the context user, and all posts made to the user's feed. The To Feed includes posts that mention you and posts that other users make to your wall. Your own posts are included only if they have a comment. The comment can be from you or from another user.

Resource

```
/chatter/feeds/to/userId/feed-elements
```

```
/connect/communities/communityId/chatter/feeds/to/userId/feed-elements
```

 **Note:** `userId` must be the ID of the context user or the alias `me`.

Available since version

31.0

Requires Chatter


Yes

HTTP methods

GET, HEAD

Request parameters

Parameter Name	Type	Description	Required or Optional	Available Version
<code>density</code>	String	<p>The density of the feed. One of these values:</p> <ul style="list-style-type: none"> <code>AllUpdates</code>—Displays all updates from people and records the user follows and groups the user is a member of. <code>FewerUpdates</code>—Displays all updates from people and records the user follows and groups the user is a member of, but hides some system-generated updates from records. <p>The default value is <code>AllUpdates</code>.</p>	Optional	31.0

Parameter Name	Type	Description	Required or Optional	Available Version
elementsPerBundle	Integer	<p>Maximum number of feed elements to include in a bundle. The value must be an integer from 0 through 10. The default value is 3.</p> <p> Note: Bundled posts contain feed-tracked changes. In Salesforce1 downloadable apps, bundled posts are in record feeds only.</p>	Optional	31.0
page	String	<p>A generated token that indicates the view of feed elements in the feed. Page tokens are returned as part of the response body, in one of the URL parameters, such as <code>nextPageURL</code>, for example:</p> <pre>"nextPageUrl": "/services/data/v36.0/ chatter/feeds/news/ 005D0000001GLOWIAN /feed-elements ?page=2011-03-30T17:34:50Z, 0D5D0000000DSv4KAG"</pre>	Optional	31.0
pageSize	Integer	The number of feed elements per page. Valid values are between 1 and 100. The default size is 25.	Optional	31.0
q	String	<p>One or more keywords to search for in the body and comments of feed elements in this feed.</p> <p>The search string can contain wildcards and must contain at least two characters that aren't wildcards. See Wildcards.</p>	Optional	31.0
recentComment Count	Integer	Maximum number of comments to include per feed element. The default value is 3. The maximum value is 25.	Optional	31.0
sort	String	<p>Specifies the order returned by the sort, such as by date created or last modified:</p> <ul style="list-style-type: none"> • <code>CreatedDateDesc</code>—Sorts by most recent creation date. • <code>LastModifiedDateDesc</code>—Sorts by most recent activity. <p>The default value is <code>CreatedDescDate</code>.</p>	Optional	31.0

Response body for GET[Feed Element Page](#)

To Feed Items

Returns the feed items for all @mentions of the context user, and all posts made to the user's feed. The To Feed includes posts that mention you and posts that other users make to your wall. Your own posts are included only if they have a comment. The comment can be from you or from another user.

Resource

```
/chatter/feeds/to/me/feed-items
```

OR

```
/chatter/feeds/to/userId/feed-items
```

 **Note:** *userId* must be the ID of the context user or the alias *me*.

Available versions

23.0–31.0

 **Important:** In version 32.0 and later, use [To Feed Elements](#).

Requires Chatter

Yes

HTTP methods

GET, HEAD

Request parameters

Parameter Name	Type	Description	Required or Optional	Available Version
density	String	<p>The density of the feed. One of these values:</p> <ul style="list-style-type: none"> <code>AllUpdates</code>—Displays all updates from people and records the user follows and groups the user is a member of. <code>FewerUpdates</code>—Displays all updates from people and records the user follows and groups the user is a member of, but hides some system-generated updates from records. <p>The default value is <code>AllUpdates</code>.</p>	Optional	29.0–31.0
page	String	<p>A generated token that indicates the view of feed items in the feed. Page tokens are returned as part of the response body, in one of the URL parameters, such as <code>nextPageURL</code>, for example:</p> <pre>"nextPageUrl": "/services/data/v36.0/ chatter/feeds/news/ 005D0000001GLowIAN /feed-items</pre>	Optional	23.0–31.0

Parameter Name	Type	Description	Required or Optional	Available Version
		<code>?page=2011-03-30T17:34:50Z,0D5D0000000DSv4KAG"</code>		
<code>pageSize</code>	Integer	Specifies the number of items per page. Valid values are from 1 through 100. If you don't specify a size, the default is 25.	Optional	23.0–31.0
<code>q</code>	String	One or more keywords to search for in the body and comments of feed items in this feed. The search string can contain wildcards and must contain at least two characters that aren't wildcards. See Wildcards .	Optional	28.0–31.0
<code>recentComment Count</code>	Integer	Maximum number of comments to include per feed item. The default value is 3. The maximum value is 25.	Optional	29.0–31.0
<code>sort</code>	String	Specifies the order returned by the sort, such as by date created or last modified: <ul style="list-style-type: none"> <code>CreatedDateDesc</code>—Sorts by most recent creation date. <code>LastModifiedDateDesc</code>—Sorts by most recent activity. <p>The default value is <code>CreatedDescDate</code>.</p>	Optional	23.0–31.0

Response body for GET[Feed Item Page](#)

To Feed Items Flat

This resource is deprecated as of version 26.0.

Returns a flat feed, that is, a feed where there is no hierarchy between feed items and comments: Feed items and comments are at the same level. All items are returned in chronological order.

Resource

```
/chatter/feeds/to/me/feed-items/flat
```

or

```
/chatter/feeds/to/userId/feed-items/flat
```



Note: `userId` must be the ID of the context user or the alias `me`.

Available since version

25.0–26.0

Requires Chatter

Yes

HTTP methods

GET or HEAD

Request parameters

Parameter Name	Type	Description
numFeedItems	Integer	Specifies the number of feed items returned. Valid values are from 0 through 100. Default value is 25. Because feed items can include comments, specifying 25 flat feed items may actually return more. For example, if each feed item has one comment, and <code>recentCommentCount</code> is greater than 1, 50 flat feed items are returned.
page	String	A generated token that indicates the view of feed items in the feed. Page tokens are returned as part of the response body, in one of the URL parameters, such as <code>nextPageURL</code> .
recentCommentCount	Integer	Specifies the number of recent comments returned. Valid values are from 0 through 25. Default value is 3.
sort	String. One of the following: <ul style="list-style-type: none"> • <code>CreatedDateDesc</code> • <code>LastModifiedDateDesc</code> 	Sorts the returned feed either by created date in ascending order, or by last modified date, also in ascending order. The default is <code>LastModifiedDateDesc</code>

Response body[Flat Feed](#)

SEE ALSO:

[Working with Feeds and Feed Elements](#)

Topics Feed Resources

The feed of the specified topic.

Available resources are:

Resource	Description
/chatter/feeds/topics/<i>topicId</i>	Returns a URL to the feed items for the specified topic.

Resource	Description
/chatter/feeds/topics/<i>topicId</i>/feed-elements	Returns the feed elements for all @mentions of the context user, and all posts made to the user's feed.

Topics Feed URL

Returns a URL to the feed items for the specified topic.

Resource

```
/chatter/feeds/topics/topicId
```

```
/connect/communities/communityId/chatter/feeds/topics/topicId
```

Available since version

28.0

Requires Chatter

Yes

HTTP methods

GET or HEAD

Request parameters

Parameter Name	Type	Description
sort	String	<p>Specifies the order returned by the sort, such as by date created or last modified:</p> <ul style="list-style-type: none"> CreatedDateDesc—Sorts by most recent creation date. LastModifiedDateDesc—Sorts by most recent activity. <p>The default value is CreatedDescDate.</p>

Response body

[Feed](#)

Topics Feed Elements

Returns all feed elements for the specified topic.

Resource

```
/chatter/feeds/topics/topicId/feed-elements
```

```
/connect/communities/communityId/chatter/feeds/topics/topicId/feed-elements
```

Available since version

31.0

Requires Chatter

Yes

HTTP methods

GET, HEAD

Request parameters

Parameter Name	Type	Description	Required or Optional	Available Version
<code>filter</code>	String	<p>Specifies a filter value for a feed.</p> <ul style="list-style-type: none"> <code>AllQuestions</code>—Only feed elements that are questions. <code>CommunityScoped</code>—Only feed elements that are scoped to communities. Currently, these feed elements have a <code>User</code> or a <code>Group</code> parent record. However, other parent record types could be scoped to communities in the future. Feed elements that are always visible in all communities are filtered out. This value is valid only for the <code>UserProfile</code> feed. <code>SolvedQuestions</code>—Only feed elements that are questions and that have a best answer. <code>UnansweredQuestions</code>—Only feed elements that are questions and that don't have any answers. <code>UnsolvedQuestions</code>—Only feed elements that are questions and that don't have a best answer. 	Optional	32.0
<code>page</code>	String	A generated token that indicates the view of feed elements in the feed. Page tokens are returned as part of the response body, in one of the URL parameters, such as <code>nextPageURL</code> .	Optional	31.0
<code>pageSize</code>	Integer	Specifies the number of feed elements per page. Valid values are between 1 and 100. The default value is 25.	Optional	31.0
<code>sort</code>	String	<p>Specifies the order returned by the sort, such as by date created or last modified:</p> <ul style="list-style-type: none"> <code>CreatedDateDesc</code>—Sorts by most recent creation date. <code>LastModifiedDateDesc</code>—Sorts by most recent activity. <p>The default value is <code>CreatedDescDate</code>.</p>	Optional	31.0

Response body[Feed Element Page](#)

Topics Feed Items

Returns all feed items for the specified topic. To post a topic, use the [Feed-Items Topics](#) resource.

Resource

```
/chatter/feeds/topics/topicId/feed-items
```

Available versions

28.0–31.0

**Important:** In version 32.0 and later, use [Topics Feed Elements](#).**Requires Chatter**

Yes

HTTP methods

GET or HEAD

Request parameters

Parameter Name	Type	Description	Required or Optional	Available Version
page	String	A generated token that indicates the view of feed items in the feed. Page tokens are returned as part of the response body, in one of the URL parameters, such as <code>nextPageURL</code> .	Optional	28.0–31.0
pageSize	Integer	Specifies the number of items per page. Valid values are from 1 through 100. If you don't specify a size, the default is 25.	Optional	28.0–31.0
sort	String	Specifies the order returned by the sort, such as by date created or last modified: <ul style="list-style-type: none"> <code>CreatedDateDesc</code>—Sorts by most recent creation date. <code>LastModifiedDateDesc</code>—Sorts by most recent activity. The default value is <code>CreatedDescDate</code> .	Optional	28.0–31.0

Response body[Feed Item Page](#)

SEE ALSO:

[Working with Feeds and Feed Elements](#)

User Profile Feed Resources

Contains feed elements created when a user changes records that can be tracked in a feed, feed elements whose parent is the user, and feed elements that mention the user. This feed is different than the news feed, which returns more feed items, including group updates. You can post feed items to the user-profile feed. You can get another user's user profile feed.

 **Note:** To match the feed displayed in the Chatter Web UI, the composition of this feed may change between releases.

Available resources are:

Resource	Description
/chatter/feeds/user-profile/me	Returns a URL to the feed elements for the user profile feed.
/chatter/feeds/user-profile/me/feed-elements	Returns feed elements created when a user changes records that can be tracked in a feed, feed elements whose parent is the user, and feed elements that mention the user. This feed is different than the news feed, which returns more feed items, including group updates. You can post feed items to the user-profile feed. You can get another user's user profile feed.

User Profile Feed URL

Returns a URL to the feed elements for the user profile feed.

Resource

```
/chatter/feeds/user-profile/userId
```

```
/connect/communities/communityId/chatter/feeds/user-profile/userId
```

Response body

Feed

User Profile Feed Elements

Returns feed elements created when a user changes records that can be tracked in a feed, feed elements whose parent is the user, and feed elements that mention the user. This feed is different than the news feed, which returns more feed items, including group updates. You can post feed items to the user-profile feed. You can get another user's user profile feed.

Resource

```
/chatter/feeds/user-profile/userId/feed-elements
```

```
/connect/communities/communityId/chatter/feeds/user-profile/userId/feed-elements
```

Available since version

31.0


Requires Chatter

Yes

HTTP methods

GET, HEAD

Request parameters for GET

Parameter Name	Type	Description	Required or Optional	Available Version
<code>density</code>	String	<p>The density of the feed. One of these values:</p> <ul style="list-style-type: none"> <code>AllUpdates</code>—Displays all updates from people and records the user follows and groups the user is a member of. <code>FewerUpdates</code>—Displays all updates from people and records the user follows and groups the user is a member of, but hides some system-generated updates from records. <p>The default value is <code>AllUpdates</code>.</p>	Optional	31.0
<code>elementsPerBundle</code>	Integer	<p>Maximum number of feed elements to include in a bundle. The value must be an integer from 0 through 10. The default value is 3.</p> <p> Note: Bundled posts contain feed-tracked changes. In Salesforce1 downloadable apps, bundled posts are in record feeds only.</p>	Optional	31.0
<code>filter</code>	String	<p>The only value is <code>CommunityScoped</code>. Filters the feed to include only feed elements that are scoped to communities. Feed elements that are always visible in all communities are filtered out. Currently, feed elements scoped to communities have a <code>User</code> or a <code>Group</code> parent record. However, other parent record types could be scoped to communities in the future.</p>	Optional	34.0
<code>page</code>	String	<p>A generated token that indicates the view of feed elements in the feed. Page tokens are returned as part of the response body, in one of the URL parameters, such as <code>nextPageURL</code>:</p> <pre>"nextPageUrl": "/services/data/v36.0/ chatter/feeds/news/ 005D0000001GLowIAN /feed-elements ?page=2011-03-30T17:34:50Z, 0D5D0000000DSv4KAG"</pre>	Optional	31.0
<code>pageSize</code>	Integer	<p>Specifies the number of feed elements per page. Valid values are from 1 through 100. The default value is 25.</p>	Optional	31.0

Parameter Name	Type	Description	Required or Optional	Available Version
q	String	One or more keywords to search for in the body and comments of feed elements in this feed. The search string can contain wildcards and must contain at least two characters that aren't wildcards. See Wildcards .	Optional	31.0
recentCommentCount	Integer	Maximum number of comments to include per feed element. The default value is 3. The maximum value is 25.	Optional	31.0
sort	String	Specifies the order returned by the sort, such as by date created or last modified: <ul style="list-style-type: none"> • <code>CreatedDateDesc</code>—Sorts by most recent creation date. • <code>LastModifiedDateDesc</code>—Sorts by most recent activity. The default value is <code>CreatedDescDate</code> .	Optional	31.0

Response body for GET[Feed Element Page](#)

User Profile Feed Items

Returns the feed items for all actions on all records that can be tracked in a feed. You can also use this resource to post a new feed item.

For information about posting a feed item, see [Using POST, PATCH, or PUT for Input](#).

In API versions 23.0 and 24.0, posts to the User Profile Feed Items resource created user status updates; they didn't create feed items. Therefore, the character limit for the User Profile Feed Items resource for those API versions is still 1000 characters.

Resource


```
/chatter/feeds/user-profile/me/feed-items
```

or

```
/chatter/feeds/user-profile/userId/feed-items
```

Available versions

23.0–31.0

 **Important:** In version 32.0 and later, use [User Profile Feed Elements](#).

Requires Chatter

Yes

HTTP methods


GET, POST or HEAD


Request body for POST**Root XML tag**`<feedItem>`**JSON**



The following example attaches a poll to a feed item:

```
{
  "body": {
    "messageSegments": [
      {
        "type": "Text",
        "text": "When should we meet for release planning?"
      }
    ]
  },
  "capabilities": {
    "poll": {
      "choices": [
        "Monday",
        "Tuesday"
      ]
    }
  }
},
"feedElementType": "FeedItem",
"subjectId": "me"
}
```

Properties

Name	Type	Description	Required or Optional	Available Version
attachment	Depends on type.	<p>You can specify only one of these values in the attachment parameter. Values are:</p> <ul style="list-style-type: none"> • Attachment Input: Canvas App (v29.0–31.0) • Attachment Input: Existing Content (v23.0–31.0) • Attachment Input: Feed Poll (v26.0–31.0) • Attachment Input: Link (v23.0–31.0) • Attachment Input: New File Upload (v23.0–31.0) <p> Important: As of API version 32.0, use the <code>capabilities</code> property.</p>	Optional	

Name	Type	Description	Required or Optional	Available Version
<code>body</code>	Message Body Input	<p>Description of message body. Feed item and comment bodies have a 10,000 character limit. Because this limit can change, we recommend that clients make a <code>describeSOjects()</code> call on the <code>FeedItem</code> or <code>FeedComment</code> object. To determine the maximum number of allowed characters, look at the length of the <code>Body</code> or <code>CommentBody</code> field. The body can contain up to 25 mentions.</p> <p>If you specify <code>originalFeedElementId</code> to share a feed item, use the <code>body</code> property to add the first comment to the feed item.</p> <p>To edit this property in a feed item, make a PATCH request to <code>/chatter/feed-elements/feedElementId</code>. Editing feed posts is supported in version 34.0 and later.</p>	Required unless the feed item has a content capability or a link capability	23.0
<code>capabilities</code>	Feed Element Capabilities Input	The capabilities that define the behavior of this feed element.	Optional	31.0
<code>isBookmarkedByCurrentUser</code>	Boolean	<p>Specifies whether to bookmark the new feed item for the user (<code>true</code>) or not (<code>false</code>). The default value is <code>false</code>.</p> <p> Important: As of API version 32.0, use the <code>capabilities.bookmarks.isBookmarkedByCurrentUser</code> property.</p>	Optional	24.0–31.0
<code>feedElementType</code>	String	<p>The type of feed element this input represents.</p> <p>The only valid value is <code>FeedItem</code>.</p>	Required	31.0

Name	Type	Description	Required or Optional	Available Version
<code>originalFeedElementId</code>	String	To share a feed element, specify its 18-character ID.  Note: You can't share a post and upload a file in the same request body.	Optional	31.0
<code>originalFeedItemId</code>	String	To share a feed item, specify its 18-character ID.  Important: As of API version 32.0, use the <code>originalFeedElementId</code> property.	Optional	24.0–31.0
<code>subjectId</code>	String	The ID of the parent this feed element is being posted to. This value can be the ID of a user, group, or record, or the string <code>me</code> to indicate the context user.	Required	31.0
<code>visibility</code>	String	Who can see the post. Valid values are: <ul style="list-style-type: none"> <code>InternalUsers</code>—If Communities is enabled, only members of the default, internal community can see the feed item. <code>AllUsers</code>—If Communities is enabled, all members of the community can see the feed item. Default values: <ul style="list-style-type: none"> For external users, the default value is <code>AllUsers</code>. External users must use this value to see their posts. For internal users, the default value is <code>InternalUsers</code>. Internal users can accept this value or use the value <code>AllUsers</code> to allow external users to see their posts. If the parent of the feed item is a User or a Group, the	Optional	26.0

Name	Type	Description	Required or Optional	Available Version
		<code>visibility</code> of the feed item must be <code>AllUsers</code> .		

Request parameters for POST



Use one of the following sets of parameters. For example, you can't post a link and attach a file in the same request.

Parameters for attaching an existing file

Parameter Name	Type	Description	Required or Optional	Available Version
<code>attachmentType</code>	String	The attachment type. Must contain the value <code>ExistingContent</code> .	Required	27.0–31.0
<code>contentDocumentId</code>	String	18-character ID of an existing file.	Required	23.0–31.0
<code>isBookmarkedByCurrentUser</code>	Boolean	Specifies whether to bookmark the new feed item for the user (<code>true</code>) or not (<code>false</code>). The default value is <code>false</code> .	Optional	26.0–31.0
<code>text</code>	String	Text of the feed item.	Optional	23.0–31.0
<code>visibility</code>	String	Who can see the post. Valid values are: <ul style="list-style-type: none"> <code>InternalUsers</code>—If Communities is enabled, only members of the default, internal community can see the feed item. <code>AllUsers</code>—If Communities is enabled, all members of the community can see the feed item. Default values: <ul style="list-style-type: none"> For external users, the default value is <code>AllUsers</code>. External users must use this value to see their posts. For internal users, the default value is <code>InternalUsers</code>. Internal users can accept this value or use the value <code>AllUsers</code> to allow external users to see their posts. If the parent of the feed item is a <code>User</code> or a <code>Group</code> , the <code>visibility</code> of the feed item must be <code>AllUsers</code> .	Optional	26.0–31.0

Parameters for attaching a new file

Parameter Name	Type	Description	Required or Optional	Available Version
<code>attachmentType</code>	String	The attachment type. Must contain the value <code>NewFile</code> .	Required	27.0–31.0

Parameter Name	Type	Description	Required or Optional	Available Version
<code>desc</code>	String	Description of file being posted.	Optional	23.0–26.0
		 Attention: Don't use this parameter as of version 27.0. Use <code>description</code> instead.		
<code>description</code>	String	Description of file being posted.	Optional	27.0–31.0
<code>fileName</code>	String	File name of the file being posted.	Required	23.0–24.0
		 Attention: Don't use this parameter as of version 24.0. Use <code>title</code> instead.		
<code>isBookmarkedByCurrentUser</code>	Boolean	Specifies whether to bookmark the new feed item for the user (<code>true</code>) or not (<code>false</code>). The default value is <code>false</code> .	Optional	26.0–31.0
<code>text</code>	String	Text of the feed item.	Optional	23.0–31.0
<code>title</code>	String	File name of a file to be uploaded and posted.	Required	24.0–31.0
<code>visibility</code>	String	Who can see the post. Valid values are: <ul style="list-style-type: none"> <code>InternalUsers</code>—If Communities is enabled, only members of the default, internal community can see the feed item. <code>AllUsers</code>—If Communities is enabled, all members of the community can see the feed item. Default values: <ul style="list-style-type: none"> For external users, the default value is <code>AllUsers</code>. External users must use this value to see their posts. For internal users, the default value is <code>InternalUsers</code>. Internal users can accept this value or use the value <code>AllUsers</code> to allow external users to see their posts. If the parent of the feed item is a <code>User</code> or a <code>Group</code> , the <code>visibility</code> of the feed item must be <code>AllUsers</code> .	Optional	26.0–31.0

Parameters for posting a link

Parameter Name	Type	Description	Required or Optional	Available Version
<code>attachmentType</code>	String	The attachment type. Must contain the value <code>Link</code> .	Required	27.0–31.0


Parameter Name	Type	Description	Required or Optional	Available Version
<code>isBookmarkedByCurrentUser</code>	Boolean	Specifies whether to bookmark the new feed item for the user (<code>true</code>) or not (<code>false</code>). The default value is <code>false</code> .	Optional	26.0–31.0
<code>text</code>	String	Text of the feed item.	Optional	23.0–31.0
<code>url</code>	String	URL of the link.	Required	23.0–31.0
<code>urlName</code>	String	Name of the URL.	Optional	23.0–31.0
<code>visibility</code>	String	Who can see the post. Valid values are: <ul style="list-style-type: none"> <code>InternalUsers</code>—If Communities is enabled, only members of the default, internal community can see the feed item. <code>AllUsers</code>—If Communities is enabled, all members of the community can see the feed item. Default values: <ul style="list-style-type: none"> For external users, the default value is <code>AllUsers</code>. External users must use this value to see their posts. For internal users, the default value is <code>InternalUsers</code>. Internal users can accept this value or use the value <code>AllUsers</code> to allow external users to see their posts. If the parent of the feed item is a User or a Group, the <code>visibility</code> of the feed item must be <code>AllUsers</code> .	Optional	26.0–31.0

Parameters for posting a poll

Parameter Name	Type	Description	Required or Optional	Available Version
<code>attachmentType</code>	String	The attachment type. Must contain the value <code>Poll</code> .	Required	27.0–31.0
<code>isBookmarkedByCurrentUser</code>	Boolean	Specifies whether to bookmark the new feed item for the user (<code>true</code>) or not (<code>false</code>). The default value is <code>false</code> .	Optional	26.0–31.0
<code>pollChoice1</code> through <code>pollChoice10</code>	String	The choices used to create a feed item with a poll. Specify 2–10 poll choices for each poll.	Required	26.0–31.0
<code>text</code>	String	Text of the feed item.	Required	23.0–31.0

Parameter Name	Type	Description	Required or Optional	Available Version
<code>visibility</code>	String	<p>Who can see the post. Valid values are:</p> <ul style="list-style-type: none"> <code>InternalUsers</code>—If Communities is enabled, only members of the default, internal community can see the feed item. <code>AllUsers</code>—If Communities is enabled, all members of the community can see the feed item. <p>Default values:</p> <ul style="list-style-type: none"> For external users, the default value is <code>AllUsers</code>. External users must use this value to see their posts. For internal users, the default value is <code>InternalUsers</code>. Internal users can accept this value or use the value <code>AllUsers</code> to allow external users to see their posts. <p>If the parent of the feed item is a User or a Group, the <code>visibility</code> of the feed item must be <code>AllUsers</code>.</p>	Optional	26.0–31.0

Parameters for sharing a post

Parameter Name	Type	Description	Required or Optional	Available Version
<code>isBookmarkedByCurrentUser</code>	Boolean	Specifies whether to bookmark the new feed item for the user (<code>true</code>) or not (<code>false</code>). The default value is <code>false</code> .	Optional	26.0–31.0
<code>originalFeedItemId</code>	String	<p>The 18-character ID of the feed item you want to share.</p> <p> Note: Sharing a post takes precedence over uploading a file. Do not share a post and upload a file in the same post.</p>	Required	24.0–31.0
<code>text</code>	String	A comment on the shared feed item.	Optional	28.0–31.0
<code>visibility</code>	String	<p>Who can see the post. Valid values are:</p> <ul style="list-style-type: none"> <code>InternalUsers</code>—If Communities is enabled, only members of the default, internal community can see the feed item. 	Optional	26.0–31.0

Parameter Name	Type	Description	Required or Optional	Available Version
		<ul style="list-style-type: none"> <code>AllUsers</code>—If Communities is enabled, all members of the community can see the feed item. <p>Default values:</p> <ul style="list-style-type: none"> For external users, the default value is <code>AllUsers</code>. External users must use this value to see their posts. For internal users, the default value is <code>InternalUsers</code>. Internal users can accept this value or use the value <code>AllUsers</code> to allow external users to see their posts. <p>If the parent of the feed item is a <code>User</code> or a <code>Group</code>, the <code>visibility</code> of the feed item must be <code>AllUsers</code>.</p>		

Parameters for posting text only

Parameter Name	Type	Description	Required or Optional	Available Version
<code>isBookmarkedByCurrentUser</code>	Boolean	Specifies whether to bookmark the new feed item for the user (<code>true</code>) or not (<code>false</code>). The default value is <code>false</code> .	Optional	26.0–31.0
<code>text</code>	String	Text of the feed item. The maximum number of characters is 1000.	Required	23.0–31.0
<code>visibility</code>	String	<p>Who can see the post. Valid values are:</p> <ul style="list-style-type: none"> <code>InternalUsers</code>—If Communities is enabled, only members of the default, internal community can see the feed item. <code>AllUsers</code>—If Communities is enabled, all members of the community can see the feed item. <p>Default values:</p> <ul style="list-style-type: none"> For external users, the default value is <code>AllUsers</code>. External users must use this value to see their posts. For internal users, the default value is <code>InternalUsers</code>. Internal users can accept this value or use the value <code>AllUsers</code> to allow external users to see their posts. 	Optional	26.0–31.0

Parameter Name	Type	Description	Required or Optional	Available Version
		If the parent of the feed item is a User or a Group, the <code>visibility</code> of the feed item must be <code>AllUsers</code> .		

Parameters for posting a canvas app

Parameter Name	Type	Description	Required or Optional	Available Version
<code>attachmentType</code>	String	The attachment type. Must contain the value <code>Canvas</code> .	Required	29.0–31.0
<code>description</code>	String	Description of the canvas app	Optional	29.0–31.0
<code>developerName</code>	String	The developer name (API name) of the canvas app	Required	29.0–31.0
<code>height</code>	String	The height of the canvas app in pixels. Default height is 200 pixels.	Optional	29.0–31.0
<code>isBookmarkedByCurrentUser</code>	Boolean	Specifies whether to bookmark the new feed item for the user (<code>true</code>) or not (<code>false</code>). The default value is <code>false</code> .	Optional	29.0–31.0
<code>namespacePrefix</code>	String	The namespace prefix of the Developer Edition organization in which the canvas app was created.	Optional	29.0–31.0
<code>parameters</code>	String	Parameters passed to the canvas app in JSON format. The JSON must be URL-encoded: <pre>parameters={'isUpdated':'true'}"</pre>	Optional	29.0–31.0
<code>text</code>	String	Text of the feed item	Optional	29.0–31.0
<code>thumbnailUrl</code>	String	The URL to a thumbnail image for the canvas app. Maximum dimensions are 120x120 pixels.	Optional	29.0–31.0
<code>title</code>	String	The title of the link to the canvas app	Optional	29.0–31.0
<code>visibility</code>	String	Who can see the post. Valid values are: <ul style="list-style-type: none"> <code>InternalUsers</code>—If Communities is enabled, only members of the default, internal community can see the feed item. <code>AllUsers</code>—If Communities is enabled, all members of the community can see the feed item. Default values: <ul style="list-style-type: none"> For external users, the default value is <code>AllUsers</code>. External users must use this value to see their posts. 	Optional	29.0–31.0

Parameter Name	Type	Description	Required or Optional	Available Version
		<ul style="list-style-type: none"> For internal users, the default value is <code>InternalUsers</code>. Internal users can accept this value or use the value <code>AllUsers</code> to allow external users to see their posts. <p>If the parent of the feed item is a <code>User</code> or a <code>Group</code>, the <code>visibility</code> of the feed item must be <code>AllUsers</code>.</p>		

Request parameters for GET or HEAD

Parameter Name	Type	Description	Required or Optional	Available Version
<code>density</code>	String	<p>The density of the feed. One of these values:</p> <ul style="list-style-type: none"> <code>AllUpdates</code>—Displays all updates from people and records the user follows and groups the user is a member of. <code>FewerUpdates</code>—Displays all updates from people and records the user follows and groups the user is a member of, but hides some system-generated updates from records. <p>The default value is <code>AllUpdates</code>.</p>	Optional	29.0–31.0
<code>page</code>	String	<p>A generated token that indicates the view of feed items in the feed. Page tokens are returned as part of the response body, in one of the URL parameters, such as <code>nextPageURL</code>, for example:</p> <pre>"nextPageUrl": "/services/data/v36.0/ chatter/feeds/news/ 005D0000001GLowIAN /feed-items ?page=2011-03-30T17:34:50Z, 0D5D0000000DSv4KAG"</pre>	Optional	23.0–31.0
<code>pageSize</code>	Integer	<p>Specifies the number of items per page. Valid values are from 1 through 100. If you don't specify a size, the default is 25.</p>	Optional	23.0–31.0

Parameter Name	Type	Description	Required or Optional	Available Version
q	String	One or more keywords to search for in the body and comments of feed items in this feed. The search string can contain wildcards and must contain at least two characters that aren't wildcards. See Wildcards .	Optional	28.0–31.0
recentCommentCount	Integer	Maximum number of comments to include per feed item. The default value is 3. The maximum value is 25.	Optional	29.0–31.0
sort	String	Specifies the order returned by the sort, such as by date created or last modified: <ul style="list-style-type: none"> CreatedDateDesc—Sorts by most recent creation date. LastModifiedDateDesc—Sorts by most recent activity. The default value is CreatedDescDate.	Optional	23.0–31.0

Response body for GET[Feed Item Page](#)**Response body for POST**[Feed Item](#)

User-Profile Feed Items Flat

This resource is deprecated as of version 26.0.

Returns a flat feed, that is, a feed where there is no hierarchy between feed items and comments: Feed items and comments are at the same level. All items are returned in chronological order.

Resource

```
/chatter/feeds/user-profile/me/feed-items/flat
```

or

```
/chatter/feeds/user-profile/userId/feed-items/flat
```

Available since version

25.0–26.0

Requires Chatter

Yes

HTTP methods

GET or HEAD

Request parameters

Parameter Name	Type	Description
<code>numFeedItems</code>	Integer	Specifies the number of feed items returned. Valid values are from 0 through 100. Default value is 25. Because feed items can include comments, specifying 25 flat feed items may actually return more. For example, if each feed item has one comment, and <code>recentCommentCount</code> is greater than 1, 50 flat feed items are returned.
<code>page</code>	String	A generated token that indicates the view of feed items in the feed. Page tokens are returned as part of the response body, in one of the URL parameters, such as <code>nextPageURL</code> .
<code>recentCommentCount</code>	Integer	Specifies the number of recent comments returned. Valid values are from 0 through 25. Default value is 3.
<code>sort</code>	String. One of the following: <ul style="list-style-type: none"> • <code>CreatedDateDesc</code> • <code>LastModifiedDateDesc</code> 	Sorts the returned feed either by created date in ascending order, or by last modified date, also in ascending order. The default is <code>LastModifiedDateDesc</code>

Response body

[Flat Feed](#)

SEE ALSO:

[Working with Feeds and Feed Elements](#)

[Get Another User's Feed](#)

Files Connect Repository Resources

A files connect repository is an external content repository that's connected to Salesforce. Use these resources to get a list of repositories, to get information about a repository or a repository file, and to get the content of a repository file. Also use these resources to get information about the files and folders in a repository folder. Use these resources to get a repository's directory entries, permissions, and permission types. Also use these resources to update a repository's permissions.

Available resources:

Resource	Description
/connect/content-hub/repositories	Get a list of files connect repositories.

Resource	Description
/connect/content-hub/repositories/repositoryId	Get information about a files connect repository.
/connect/content-hub/repositories/repositoryId /directory-entries	Get the user and group directory entries of a repository.
/connect/content-hub/repositories/repositoryId /files/repositoryFileId	Get information about or update a files connect repository file.
/connect/content-hub/repositories/repositoryId /files/repositoryFileId/content	Get the content of the repository file from the external system. The content is streamed as the body of the response.
/connect/content-hub/repositories/repositoryId /files/repositoryFileId/previews	Get information about a repository file's supported previews.
/connect/content-hub/repositories/repositoryId /files/repositoryFileId/previews/formatType	Get a repository file preview or a specific page in a preview.
/connect/content-hub/repositories/repositoryId /folders/repositoryFolderId/allowed-item-types	Returns item types that are allowed to be created in the repository folder.
/connect/content-hub/repositories/repositoryId /folders/repositoryFolderId/items	Get information about the files and folders in a repository folder. Create a file in a repository folder.
/connect/content-hub/repositories/repositoryId /item-types	Returns information about an item type associated with a repository.
/connect/content-hub/repositories/repositoryId /items/repositoryItemId/permissions	Get or update the permissions of a repository file.
/connect/content-hub/repositories/repositoryId /items/repositoryItemId/permissions/types	Get the permission types of a repository file.

Use these files resources to work with references to repository files:

Resource	Description
/connect/files/fileId	Get information about or update the version of an existing reference.
/connect/files/fileId/content	Get the content of the reference. The content is streamed as the body of the response.
/connect/files/users/me	Create a reference.

Files Connect Repository List

Get a list of files connect repositories.

Resource

```
/connect/content-hub/repositories
```

```
/connect/communities/communityId/content-hub/repositories
```

Available version

32.0

The communities resource is available in version 35.0 and later.

Requires Chatter

No

HTTP methods

GET

Request parameters for GET

Parameter Name	Type	Description	Required or Optional	Available Version
canBrowseOnly	Boolean	Retrieves only repositories that support browsing.	Optional	32.0
canSearchOnly	Boolean	Retrieves only repositories that support searching.	Optional	32.0
page	Integer	An integer specifying a page of items. The default value is 0, which returns the first page.	Optional	32.0
pageSize	Integer	Specifies the number of items per page. Valid values are between 1 and 100. If you pass in <code>null</code> , the default is 25.	Optional	32.0

Response body for GET

[Files Connect Repository Collection](#)

Files Connect Repository

Get information about a files connect repository.

Resource

```
/connect/content-hub/repositories/repositoryId
```

```
/connect/communities/communityId/content-hub/repositories/repositoryId
```

Available version

32.0

The communities resource is available in version 35.0 and later.

Requires Chatter

No

HTTP methods

GET, HEAD

Response body[Files Connect Repository](#)

Files Connect Repository Directory Entries

Get the user and group directory entries of a repository.

Resource

```
/connect/content-hub/repositories/repositoryId/directory-entries
```

```
/connect/communities/communityId/content-hub/repositories/repositoryId/directory-entries
```

Available version

35.0

Requires Chatter

No

HTTP methods

GET, HEAD

Response body for GET[Repository Directory Entry Collection](#)

Files Connect Repository File

Get information about or update a files connect repository file.

Resource

```
/connect/content-hub/repositories/repositoryId/files/repositoryFileId
```

```
/connect/communities/communityId/content-hub/repositories/repositoryId/files/repositoryFileId
```

Available version

32.0

The communities resource is available in version 35.0 and later.

Requires Chatter

No

HTTP methods

GET, HEAD, PATCH

PATCH is supported in version 35.0 and later.

Request parameters for GET

Name	Type	Description	Required or Optional	Available Version
includeExternalFilePermissionsInfo	Boolean	Specifies whether to include permission information, such as whether the file is shared and what are the available permission types. Managing external file permissions is supported for Google Drive, SharePoint Online, and OneDrive for Business.	Optional	36.0

Request body for PATCH**Root XML tag**

```
<contentHubInputItem>
```

JSON example

```
{
  "itemTypeId" : "GoogleDocument",
  "fields" : [
    {
      "name" : "title",
      "value" : "Content Hub Simple Create Specs"
    },
    {
      "name" : "description",
      "value" : "Document explaining the various connect api endpoints required for simple create"
    }
  ]
}
```

Properties

Name	Type	Description	Required or Optional	Available Version
fields	Files Connect Field Value Input[]	List of fields for the item to be created.	Required to create a SharePoint file in a repository because the file name is required; otherwise optional	35.0
itemTypeId	String	ID of the item type.	Required to create a file in a repository	35.0

Response body for GET and PATCH

[Repository File Detail](#)

Files Connect Repository File Content

Get the content of the repository file from the external system. The content is streamed as the body of the response.

Resource

```
/connect/content-hub/repositories/repositoryId/files/repositoryFileId/content
```

```
/connect/communities/communityId/content-hub/repositories/repositoryId/files/repositoryFileId/content
```

Available version

32.0

The communities resource is available in version 35.0 and later.

Requires Chatter

No

HTTP methods

GET, HEAD

Response body

Binary stream of the file content.

Files Connect Repository File Previews

Get information about a repository file's supported previews.

File previews are supported only for Google Drive.

Resource

```
/connect/content-hub/repositories/repositoryId/files/repositoryFileId/previews
```

```
/connect/communities/communityId/content-hub/repositories/repositoryId/files/repositoryFileId/previews
```

Available version

36.0

Requires Chatter

No

HTTP methods

GET, HEAD

Response body for GET

[File Preview Collection](#)

Files Connect Repository File Preview

Get a repository file preview or a specific page in a preview.

File previews are supported only for Google Drive.

Resource

```
/connect/content-hub/repositories/repositoryId/files/repositoryFileId/previews/formatType
```

```
/connect/communities/communityId/content-hub/repositories/repositoryId/files/repositoryFileId/previews/formatType
```

Supported values for *previewFormat*:

- `pdf`—Preview format is PDF.
- `svg`—Preview format is SVG.
- `thumbnail`—Preview format is 240 x 180 PNG.
- `big-thumbnail`—Preview format is 720 x 480 PNG.
- `tiny-thumbnail`—Preview format is 120 x 90 PNG.

Available version

36.0

Requires Chatter

No

HTTP methods

GET, HEAD

Request parameters for GET

Parameter Name	Type	Description	Required or Optional	Available Version
<code>endPageNumber</code>	Integer	The ending page number in the range of file preview URLs.	Optional	36.0
<code>startPageNumber</code>	Integer	The starting page number in the range of file preview URLs.	Optional	36.0

Response body for GET

[File Preview](#)

Files Connect Repository Folder Allowed Item Types

Returns item types that are allowed to be created in the repository folder.

To get information about a specific item type, make a GET request to

[/connect/content-hub/repositories/**repositoryId**/item-types/**repositoryItemId**](/connect/content-hub/repositories/repositoryId/item-types/repositoryItemId)

Resource

```
/connect/content-hub/repositories/repositoryId/folders/repositoryFolderId/allowed-item-types
```

```
/connect/communities/communityId/content-hub/repositories/repositoryId/folders/repositoryFolderId/allowed-item-types
```

Available version

35.0

Requires Chatter

No

HTTP methods

GET, HEAD

Request parameters for GET

Parameter Name	Type	Description	Required or Optional	Available Version
<code>filter</code>	String	Specifies the item types. <ul style="list-style-type: none"> • <code>Any</code>—Includes files and folders • <code>FilesOnly</code>—Includes files only • <code>FoldersOnly</code>—Includes folders only In version 35.0, specify <code>FilesOnly</code> .	Optional	35.0

Response body for GET

[Files Connect Allowed Item Type Collection](#)

Files Connect Repository Folder Items

Get information about the files and folders in a repository folder. Create a file in a repository folder.

Resource

```
/connect/content-hub/repositories/repositoryId/folders/repositoryFolderId/items
```

```
/connect/communities/communityId/content-hub/repositories/repositoryId/folders/repositoryFolderId/items
```

Available version

32.0

The communities resource is available in version 35.0 and later.

Requires Chatter

No

HTTP methods

GET, HEAD, POST

POST is supported in version 35.0 and later.

Request parameters for GET

Parameter Name	Type	Description	Required or Optional	Available Version
<code>page</code>	Integer	An integer specifying a page of items. The default value is 0, which returns the first page.	Optional	32.0
<code>pageSize</code>	Integer	Specifies the number of items per page. Valid values are between 1 and 100. If you pass in <code>null</code> , the default is 25.	Optional	32.0

Response body for GET[Repository Folder Items Collection](#)**Request body for POST**

Uploads to repositories are limited to 75 MB.

Root XML tag

<contentHubInputItem>

JSON example

```
{
  "itemTypeId" : "GoogleDocument",
  "fields" : [
    {
      "name" : "title",
      "value" : "Content Hub Simple Create Specs"
    },
    {
      "name" : "description",
      "value" : "Document explaining the various connect api endpoints required for
simple create"
    }
  ]
}
```

Properties

Name	Type	Description	Required or Optional	Available Version
fields	Files Connect Field Value Input[]	List of fields for the item to be created.	Required to create a SharePoint file in a repository because the file name is required; otherwise optional	35.0
itemTypeId	String	ID of the item type.	Required to create a file in a repository	35.0

Response body for POST[Repository Folder Item](#)

Files Connect Repository Item Type

Returns information about an item type associated with a repository.

Resource

```
/connect/content-hub/repositories/repositoryId/item-types/repositoryItemId
```

```
/connect/communities/communityId/content-hub/repositories/repositoryId/item-types/repositoryItemId
```

Available version

35.0

Requires Chatter

No

HTTP methods

GET, HEAD

Response body for GET[Files Connect Item Type Detail](#)

Files Connect Repository Permissions

Get or update the permissions of a repository file.

Managing external file permissions is supported for Google Drive, SharePoint Online, and OneDrive for Business.

Resource

```
/connect/content-hub/repositories/repositoryId/items/repositoryItemId/permissions
```

```
/connect/communities/communityId/content-hub/repositories/repositoryId/items/repositoryItemId/permissions
```

The *repositoryItemId* must be a file ID.

Available version

35.0

Requires Chatter

No

HTTP methods

GET, HEAD, PATCH

Response body for GET[Files Connect Permission Collection](#)**Request body for PATCH****Root XML tag**

```
<contentHubPermissions>
```

JSON example

```
{
  "permissionsToApply": [
    {
      "directoryEntryId" : "Anyone",
      "permissionTypesIds" : ["CanView"]
    }
  ],
  "permissionsToRemove": [
    {
      "directoryEntryId" : "AnyoneInMyDomain",
      "permissionTypesIds" : ["CanDelete","CanEdit"]
    }
  ]
}
```

Properties

Name	Type	Description	Required or Optional	Available Version
permissions ToApply	Files Connect Permission Input[]	List of permissions to apply to the file.	Required if permissions ToRemove isn't specified	35.0
permissions ToRemove	Files Connect Permission Input[]	List of permissions to remove from the file.	Required if permissions ToApply isn't specified	35.0

Response body for PATCH

[Files Connect Permission Collection](#)

Files Connect Repository Permission Types

Get the permission types of a repository file.

Managing external file permissions is supported for Google Drive, SharePoint Online, and OneDrive for Business.

Resource

```
/connect/content-hub/repositories/repositoryId/items/repositoryItemId/permissions/types
```

```
/connect/communities/communityId/content-hub/repositories/repositoryId/items/repositoryItemId/permissions/types
```

The *repositoryItemId* must be a file ID.

Available version

35.0

Requires Chatter

No

HTTP methods

GET, HEAD

Response body for GET

[Repository Permission Type Collection](#)

Files Resources

Information about files, including content, rendered version, and sharing.

Available resources are:

Resource	Description
<code>/connect/files/<i>fileId</i></code>	Get information about a specified file, including references to external files. Upload a new version of an existing file, including references to external files. Rename a file, move a file to a different folder, and delete a file.
<code>/connect/files/<i>fileId</i>/content</code>	Returns the content of the file, including references to external files. The content is streamed as the body of the response.
<code>/connect/files/<i>fileId</i>/file-shares</code>	Returns information about the objects with which the specified file has been shared. Objects can be users, groups, or records. Can also be used to share the specified file with users.
<code>/connect/files/<i>fileId</i>/file-shares/link</code>	A description of a file shared as a link. Create, access, and delete a file's share link.
<code>/connect/files/<i>fileId</i>/previews</code>	Get information about a file's supported previews and generate a file preview.
<code>/connect/files/<i>fileId</i>/previews/<i>previewFormat</i></code>	Get a file preview or a specific page in a preview.
<code>/connect/files/<i>fileId</i>/rendition</code>	A rendition of the file. A rendition is a binary preview of the file. The format of the binary depends on the format specified in the request.
<code>/connect/files/batch/<i>fileIds</i></code>	Information about a list of files, specified by file IDs. Get information about a list of files and delete a list of files.

File Information

Get information about a specified file, including references to external files. Upload a new version of an existing file, including references to external files. Rename a file, move a file to a different folder, and delete a file.

To upload a new version of an existing file, make a POST request. Upload the new version as a binary part in a multipart/form-data request. See [Uploading Binary Files](#) on page 10. To upload a new file to the Files home, use `/connect/files/users/me`.

Resource

```
/connect/files/fileId
```

```
/connect/communities/communityId/files/fileId
```

Available since version

36.0

In versions 24.0–35.0, use `/chatter/files/fileId` and

`/connect/communities/communityId/chatter/files/fileId`, which require Chatter.

Requires Chatter

No

HTTP methods

GET, POST, PATCH, DELETE, or HEAD

 **Note:** POST, PATCH, and DELETE available since version 26.0.

Request body for POST

Uploads to SharePoint 2010 are limited to 3 MB.

Root XML tag

```
<fileInput>
```

JSON

```
{
  "desc" : "Employee Survey Results",
  "title" : "emp_surv_results"
}
```

Properties

Name	Type	Description	Required or Optional	Available Version
content ModifiedDate	Date	File-specific last modified date that can be used to set a client-side modified date.	Optional	32.0
desc	String	Description of the file to be uploaded.	Optional	24.0
includeExternal FilePermissions Info	Boolean	Specifies whether to include permission information, such as whether the file is shared and what are the available permission types, for external files. This property can be used with POST requests to <code>/connect/files/users/userId</code> but not with POST requests to <code>/connect/files/fileId</code> .	Optional	35.0
isInMyFileSync	Boolean	<code>true</code> if the file is synced with Salesforce Files Sync; <code>false</code> otherwise.	Optional	31.0
isMajorVersion	Boolean	<code>true</code> if the file is a major version; <code>false</code> if the file is a minor version. Major versions can't be replaced.	Optional	31.0
parentFolderId	String	ID of the containing folder.	Optional	31.0
repository FileId	String	ID of the external file.	Optional	32.0
repositoryId	String	ID of the external data source.	Optional	32.0
reuseReference	Boolean	Specifies whether to reuse the latest version of a reference you own to an external file rather than creating a duplicate reference.	Optional	36.0

Name	Type	Description	Required or Optional	Available Version
sharingOption	String	Sharing option of the file. Values are: <ul style="list-style-type: none"> Allowed—Resharing of the file is allowed. Restricted—Resharing of the file is restricted. 	Optional	35.0
title	String	Title of the file.	Optional	24.0

Request parameters for POST

Uploads to SharePoint 2010 are limited to 3 MB.

Name	Type	Description	Available Version
desc	String	Description of the file to be uploaded.	26.0
isDataSync	Boolean	Indicates whether an automated client generates the request.	31.0
isInMyFileSync	Boolean	<code>true</code> if the file is synced with Salesforce Files Sync; <code>false</code> otherwise.	31.0
isMajorVersion	Boolean	<code>true</code> if the file is a major version; <code>false</code> if the file is a minor version. Major versions can't be replaced.	31.0
sharingOption	String	Sharing option of the file. Values are: <ul style="list-style-type: none"> Allowed—Resharing of the file is allowed. Restricted—Resharing of the file is restricted. 	35.0
title	String	Title of the file.	26.0

Request parameters for GET

Get information about the specified file.

Name	Type	Description	Available Version
versionNumber	Integer	Specify an existing version number for the file. If not specified, the latest version is returned.	23.0

Request parameters for PATCH

Update the title or sync state of a file or move a file to a different folder.

Name	Type	Description	Available Version
desc	String	A new description for the file	32.0
title	String	A new title for the file	26.0
isInMyFileSync	Boolean	<code>true</code> if the file is synced with Salesforce Files Sync; <code>false</code> otherwise.	31.0
parentFolderId	String	ID of the containing folder	31.0
sharingOption	String	Sharing option of the file. Values are: <ul style="list-style-type: none"> Allowed—Resharing of the file is allowed. Restricted—Resharing of the file is restricted. 	35.0

Response body for GET, POST, PATCH, and HEAD[File Detail](#)**Response body for DELETE**

Returns a status code of 204.

Example

This PATCH request updates the title of a file:

```
/connect/files/069D00000001FHF?title=A+New+Title
```

File Content

Returns the content of the file, including references to external files. The content is streamed as the body of the response.

Resource

```
/connect/files/fileId/content
```

```
/connect/communities/communityId/files/fileId/content
```

Available since version

36.0

In versions 24.0–35.0, use `/chatter/files/fileId/content` and `/connect/communities/communityId/chatter/files/fileId/content`, which require Chatter.

Requires Chatter

No

HTTP methods

GET

Request parameters for GET

Parameter Name	Type	Description	Required or Optional	Available Version
<code>isDataSync</code>	Boolean	Indicates whether an automated client generates the request.	Optional	31.0
<code>versionNumber</code>	Integer	Specify an existing version number for the file. If not specified, the latest version is returned.	Optional	24.0

Response body

Binary stream of the file content.

File Shares

Returns information about the objects with which the specified file has been shared. Objects can be users, groups, or records. Can also be used to share the specified file with users.

Resource

```
/connect/files/fileId/file-shares
```

```
/connect/communities/communityId/files/fileId/file-shares
```

Available since version

36.0

In versions 24.0–35.0, use `/chatter/files/fileId/file-shares` and `/connect/communities/communityId/chatter/files/fileId/file-shares`, which require Chatter.

Requires Chatter

No

HTTP methods

GET, HEAD, POST

POST is available in versions 30.0 and later.

Request parameters for GET

In versions 30.0 and later, the first share returned in a GET request is the organization record share. In communities, the first share returned is the network record share.

Name	Type	Description	Required or Optional	Available Since
<code>page</code>	Integer	An integer greater than 0 specifying a page of topics. The default value is zero.	Optional	24.0
<code>pageSize</code>	Integer	Specifies the number of items per page. Valid values are from 1 to 100. The default value is 25.	Optional	24.0

Request body for POST**Root XML tag**

```
<fileShares>
```

JSON example

```
{
  "message": "I shared a document with you.",
  "shares": [
    { "id": "005D0000001Az41", "sharingType": "V" },
    { "id": "005D0000001B2ny", "sharingType": "C" }
  ]
}
```

Properties

Name	Type	Description	Available Version
message	String	Private message body that's sent to the recipients. If Salesforce Communities is enabled, an email is sent instead of a private message.	30.0
shares	Share Input[]	Collection of Share Input request bodies	30.0

Request parameters for POST**Parameters for sharing a file with users**

Name	Type	Description	Required or Optional	Available Since
id (1-9)	String	List of up to 9 user IDs to share this file with. This list must match the list of sharing types.	Required	30.0
message	String	Private message body that's sent to the recipients. If Salesforce Communities is enabled, an email is sent instead of a private message.	Optional	30.0
sharingType (1-9)	String	List of sharing types, either c for collaborator or v for viewer. This list must match the list of user IDs.	Required	30.0

Response body for GET and POST

[File Shares Page](#)

Example for POST

This example uses request parameters to share a file with two users.

```
POST /connect/files/069D00000001JDU/file-shares?
id1=005D0000001LL80&id2=005D0000001QdEL&sharingType1=C&sharingType2=V
```

Here is the same example using a request body.

```
POST /connect/files/069D00000001JDU/file-shares

{
  "shares": [
    { "id": "005D00000001LL80", "sharingType": "C" },
    { "id": "005D00000001QdEL", "sharingType": "V" }
  ]
}
```

Files Shares Link

A description of a file shared as a link. Create, access, and delete a file's share link.

Resource

```
/connect/files/fileId/file-shares/link
```

```
/connect/communities/communityId/files/fileId/file-shares/link
```

Available since version

36.0

In versions 30.0–35.0, use `/chatter/files/fileId/file-shares/link` and

`/connect/communities/communityId/chatter/files/fileId/file-shares/link`, which require Chatter.

Requires Chatter

No

HTTP methods

GET, HEAD, PUT, DELETE

Response body for GET or PUT

[File Share Link](#)

Response body for DELETE

Returns a status code of 204.

File Previews

Get information about a file's supported previews and generate a file preview.

Resource

```
/connect/files/fileId/previews
```

```
/connect/communities/communityId/files/fileId/previews
```

Available version

36.0

In version 35.0, use `/chatter/files/fileId/previews` and

`/connect/communities/communityId/chatter/files/fileId/previews`, which require Chatter.

Requires Chatter

No

HTTP methods

GET, HEAD, PATCH

Response body for GET and PATCH[File Preview Collection](#)

File Preview

Get a file preview or a specific page in a preview.

Resource`/connect/files/fileId/previews/previewFormat``/connect/communities/communityId/files/fileId/previews/previewFormat`Supported values for *previewFormat*:

- `pdf`—Preview format is PDF.
- `svg`—Preview format is SVG.
- `thumbnail`—Preview format is 240 x 180 PNG.
- `big-thumbnail`—Preview format is 720 x 480 PNG.
- `tiny-thumbnail`—Preview format is 120 x 90 PNG.

Available version

36.0

In version 35.0, use `/chatter/files/fileId/previews/previewFormat` and `/connect/communities/communityId/chatter/files/fileId/previews/previewFormat`, which require Chatter.

Requires Chatter

No

HTTP methods

GET, HEAD

Request parameters for GET

Parameter Name	Type	Description	Required or Optional	Available Version
<code>endPageNumber</code>	Integer	The ending page number in the range of file preview URLs.	Optional	35.0
<code>startPageNumber</code>	Integer	The starting page number in the range of file preview URLs.	Optional	35.0

Response body for GET[File Preview](#)

File Rendition

A rendition of the file. A rendition is a binary preview of the file. The format of the binary depends on the format specified in the request.



Note: For shared files, renditions process asynchronously after upload. For private files, renditions process when the first file preview is requested, and aren't available immediately after the file is uploaded.

Resource

```
/connect/files/fileId/rendition
```

```
/connect/communities/communityId/files/fileId/rendition
```

Available since version

36.0

In versions 24.0–35.0, use `/chatter/files/fileId/rendition` and `/connect/communities/communityId/chatter/files/fileId/rendition`, which require Chatter.

Requires Chatter

No

HTTP methods

GET

Request parameters

Name	Type	Description
page	Integer	Specify a rendition of a specific page. The first page is 0. If you don't specify a specific page, a rendition of the first page is returned. For a PDF file rendition, the rendition is for the entire document. The only valid value is 0: you can't get the rendition of a single page.
type	String	Specify the type of rendition to be returned. Default value is THUMB120BY90. Valid values are: <ul style="list-style-type: none"> FLASH PDF THUMB120BY90 THUMB240BY180 THUMB720BY480

Response body

Binary stream of the rendition.

File Information, Batch

Information about a list of files, specified by file IDs. Get information about a list of files and delete a list of files.

The number of file IDs you can specify is limited by the length of the URL. In general, you can specify up to 100 file IDs in a comma-separated list.

Resource

```
/connect/files/batch/fileIds
```

```
/connect/communities/communityId/files/batch/fileIds
```

Available since version

36.0

In versions 26.0–35.0, use `/chatter/files/batch/fileIds` and `/connect/communities/communityId/chatter/files/batch/fileIds`, which require Chatter.

Requires Chatter

No

HTTP methods

GET, DELETE

Response body

[Batch Result Item](#)

Folders Resources

Information about a folder or the contents of a folder. Modify and delete folders, add items to folders, and sync root folders.

Available resources:


Resource	Description
/connect/folders/<i>folderId</i>	Get information about the specified folder. Move, rename, and delete a folder. Sync the root folder.
/connect/folders/<i>folderId</i>/items	Get information about the contents of a folder. Add a file to a folder and create a folder. Sync the root folder.

Folder Information

Get information about the specified folder. Move, rename, and delete a folder. Sync the root folder. Deleting a folder deletes all the folders within that folder and removes all files from the deleted folders so they are no longer synced.

Resource

```
/connect/folders/folderId
```

 **Note:** You can use `root` as the `folderId`.

Available since version

36.0

In versions 30.0–35.0, use `/chatter/folders/folderId`, which requires Chatter.

Requires Chatter

No

HTTP methods

GET, HEAD, PATCH, DELETE

Request body for PATCH

[Folder Input](#)

Request parameters for PATCH

Move a folder

Parameter	Type	Description	Required or Optional	Available Version
<code>isInMyFileSync</code>	Boolean	<code>true</code> if the folder and all folders in this folder are synced with Salesforce Files Sync; <code>false</code> otherwise. Setting <code>isInMyFileSync</code> is valid only for the root folder. Once set to <code>true</code> , <code>isInMyFileSync</code> can't be set to <code>false</code> .	Optional	33.0
<code>parentFolderId</code>	String	The ID of the new parent folder. If <code>null</code> , the folder is removed from its current folder. If the specified ID is <code>root</code> , the folder is moved to the root of the user's folder hierarchy.	Required	30.0

Rename a folder

Parameter	Type	Description	Required or Optional	Available Version
<code>isInMyFileSync</code>	Boolean	<code>true</code> if the folder and all folders in this folder are synced with Salesforce Files Sync; <code>false</code> otherwise. Setting <code>isInMyFileSync</code> is valid only for the root folder. Once set to <code>true</code> , <code>isInMyFileSync</code> can't be set to <code>false</code> .	Optional	33.0
<code>name</code>	String	The new name for the folder	Required	30.0

Response body for GET and PATCH

[Folder](#)

Folder Contents


Get information about the contents of a folder. Add a file to a folder and create a folder. Sync the root folder.

To create a folder, you can use a request body or request parameters in a POST request.

To create a file, you must send it as a body part in a multipart/form-data POST request. You can send the description and title information in a JSON or XML rich input body in a part of the multipart/form-data request. Alternately, you can send the description, title, and type in request parameters. See [Uploading Binary Files](#) on page 10. To upload a file to the Files home, use `/connect/files/users/me`.

Resource

```
/connect/folders/folderId/items
```

 **Note:** You can use `root` as the `folderId`.

Available since version

36.0

In versions 30.0–35.0, use `/chatter/folders/folderId/items`, which requires Chatter.

Requires Chatter

No

HTTP methods

GET, HEAD, POST

Request parameters for GET

Parameter	Type	Description	Required or Optional	Available Version
<code>filter</code>	String	Specifies a filter for items within a folder. The value <code>IsInMyFileSync</code> filters out the items that aren't synced in a folder.	Optional	33.0
<code>page</code>	Integer	An integer specifying a page of items. The default value is 0, which returns the first page.	Optional	30.0
<code>pageSize</code>	Integer	Specifies the number of items per page. Valid values are from 1 through 100. If you don't specify a size, the default is 25.	Optional	30.0

Response body for GET

[Folder Item Page](#)

Request body for POST

[Folder Item Input](#)

Request parameters for POST

Add a file to a folder

Parameter	Type	Description	Required or Optional	Available Version
<code>desc</code>	String	The description of the file	Optional	30.0

Parameter	Type	Description	Required or Optional	Available Version
<code>isInMyFileSync</code>	Boolean	<code>true</code> if the folder and all folders in this folder are synced with Salesforce Files Sync; <code>false</code> otherwise. Setting <code>isInMyFileSync</code> is valid only for the root folder. Once set to <code>true</code> , <code>isInMyFileSync</code> can't be set to <code>false</code> .	Optional	33.0
<code>sharingOption</code>	String	Sharing option of the file. Values are: <ul style="list-style-type: none"> <code>Allowed</code>—Resharing of the file is allowed. <code>Restricted</code>—Resharing of the file is restricted. 	Optional	35.0
<code>title</code>	String	The title of the file	Optional	30.0
<code>type</code>	String	The item type. To add a file to a folder, the value must be <code>File</code> .	Required	30.0

Create a folder

Parameter	Type	Description	Required or Optional	Available Version
<code>folderPath</code>	String	The path to the folder	Required	30.0
<code>isInMyFileSync</code>	Boolean	<code>true</code> if the folder and all folders in this folder are synced with Salesforce Files Sync; <code>false</code> otherwise. Setting <code>isInMyFileSync</code> is valid only for the root folder. Once set to <code>true</code> , <code>isInMyFileSync</code> can't be set to <code>false</code> .	Optional	33.0
<code>type</code>	String	The item type. To create a folder, the value must be <code>Folder</code> .	Required	30.0

Response body for POST

[Folder Item](#)

Example for adding a file to a folder

```
{
  "file" :
  {
    "description" : "Yearly Report for Universal Containers Box Division",
    "title" : "Yearly.txt"
  },
  "type" : "File"
}
```


Example for creating a folder

```
{
  "folder" :
  {
    "path" : "my_documents/my_folder"
  },
  "type" : "Folder"
}
```

Forecasts Resources

Get information about forecast users, managers, and the forecast hierarchy.

Available resources are:

Resource	Description
/connect/forecasting/jump-to-user	For Collaborative Forecasts, returns a list of users whose forecasts the context user has access to view. The method compares a search string to available users' first and last names. This functionality is analagous to using Jump To on the Forecasts page.
/connect/forecasting/manager-ancestors	Get the manager at the top of the forecast hierarchy.
/connect/forecasting/manager-ancestors/forecastingManagerRoleId	Get the list of managers between the context user and a specified user.
/connect/forecasting/user-access	Indicates whether the context user has access to view a specified user's forecast.

IN THIS SECTION:[Forecasting Jump-To-User](#)

For Collaborative Forecasts, returns a list of users whose forecasts the context user has access to view. The method compares a search string to available users' first and last names. This functionality is analagous to using **Jump To** on the Forecasts page.

[Forecasting Manager Ancestors Query](#)

Get the manager at the top of the forecast hierarchy.

[Forecasting Manager Ancestors, Specific User](#)

Get the list of managers between the context user and a specified user.

[Forecasting User Access](#)

Indicates whether the context user has access to view a specified user's forecast.

Forecasting Jump-To-User

For Collaborative Forecasts, returns a list of users whose forecasts the context user has access to view. The method compares a search string to available users' first and last names. This functionality is analagous to using **Jump To** on the Forecasts page.

Requires Collaborative Forecasts. Forecast managers and users with the "View All Forecasts" permission can access other user's forecasts.

Resource

```
/connect/forecasting/jump-to-user
```

Available version

36.0

Requires Chatter

No

HTTP methods

GET

Request parameters for GET

Parameter Name	Type	Description	Required or Optional	Available Version
nameStartsWith	String	The first few letters of the user's name. The system compares the string to both the first name and last name of all users the context user has access to and returns any entries that match either.	Required	36.0

Response body for GET
[Forecasting User Collection](#)

Forecasting Manager Ancestors Query

Get the manager at the top of the forecast hierarchy.

Requires Collaborative Forecasts.

If the context user is a forecast manager with the "View All Forecasts" or "View All Data" permission, this resource returns the manager at the top of the forecast hierarchy. If the hierarchy does not have a forecast manager assigned to every role with direct reports, this resource returns all managers who do not have a forecast manager above them. For all other users, this resource returns nothing.

Resource

```
/connect/forecasting/manager-ancestors
```

Available version

36.0

Requires Chatter

No

HTTP methods

GET

Response body for GET
[Forecasting Manager Ancestors](#)

Forecasting Manager Ancestors, Specific User

Get the list of managers between the context user and a specified user.

Requires Collaborative Forecasts.

The list of managers returned depends on the permissions of the context user.

Context User's Permissions	List of Managers Returned
Forecast user	Returns the list of managers between the specified user role and the context user.
Any user with "View All Forecasts" or "View All Data"	Returns the list of managers between the specified user role and the top of the forecast hierarchy.

Resource

```
/connect/forecasting/manager-ancestors/forecastingManagerRoleId
```

Available version

36.0

Requires Chatter

No

HTTP methods

GET

Response body for GET

[Forecasting Manager Ancestors](#)

Forecasting User Access

Indicates whether the context user has access to view a specified user's forecast.

Requires Collaborative Forecasts.

Resource

```
/connect/forecasting/user-access
```

Available version

36.0

Requires Chatter

No

HTTP methods

GET

Request parameters for GET

Parameter Name	Type	Description	Required or Optional	Available Version
<code>user</code>	String	The ID of the user whose forecast the context user is trying to view.	Required	36.0

Response body for GET

[Forecasting User Access Collection](#)

Groups Resources

Information about groups, such as the group's members, photo, and the groups in the organization. Create and delete a group, add members to a group, and change the group photo.

 **Note:** The groups resource is not a feed. To view the feed for a group, or post to it, use the [record feed resource](#) with a `groupId`.

Available resources:

Resource	Description
/chatter/group-membership-requests/<i>requestId</i>	Update the status of a request by a user to join a private group or get information about a request to join a private group.
/chatter/group-memberships/<i>membershipId</i>	Access information about a member of a group, remove a member from a group, and update a group member's role.
/chatter/group-memberships/batch/<i>membershipIds</i>	Access information about a list of group members.
/chatter/group-records/<i>groupRecordId</i>	Get information about a group record or remove the association between a record and a group.
/chatter/groups/	A list of all the groups in the organization. Get information about groups or create a group.
/chatter/groups/batch/<i>group_list</i>	Returns information about more than one group at the same time.
/chatter/groups/<i>groupId</i>	Information about a group.
/chatter/groups/<i>groupId</i>/announcements	Information about the announcements posted to the specified group. Get information or post an announcement to a group.
/chatter/groups/<i>groupId</i>/banner-photo	Get, create, or delete the banner photo for a group.
/chatter/groups/<i>groupId</i>/files	Returns information about the files posted to the specified group.
/chatter/groups/<i>groupId</i>/members	Members of a specified group. Get the members and add a member to a group. To add a member, the context user must be the group owner or moderator.
/chatter/groups/<i>groupId</i>/members/requests	Request membership in a private group or get the status of requests to a join a private group.

Resource	Description
/chatter/groups/<i>groupId</i>/my-settings	Information about the context user's Chatter settings for the specified group.
/chatter/groups/<i>groupId</i>/photo	The photo for the specified group. Get, post, crop, and delete the photo.
/chatter/groups/<i>groupId</i>/records	Get the list of records associated with a group. Associate a record with a group.
/chatter/groups/<i>groupId</i>/topics	Returns up to five topics most recently used in the specified group.

SEE ALSO:

[Groups Feed Resources](#)

List of Groups

A list of all the groups in the organization. Get information about groups or create a group.

Resource

```
/chatter/groups/
```

```
/connect/communities/communityId/chatter/groups/
```

Available version

23.0

POST available in 29.0

Requires Chatter

Yes

HTTP methods

GET, HEAD, POST

Request parameters for GET

Parameter Name	Type	Description	Available
archiveStatus	String	Returns the list of groups filtered by the archive status you specify: <ul style="list-style-type: none"> All—All groups, including groups that are archived and groups that are not archived. Archived—Only groups that are archived. NotArchived—Only groups that are not archived. <p>The default value is NotArchived.</p>	29.0

Parameter Name	Type	Description	Available
page	Integer	An integer specifying a page of items. The default value is 0, which returns the first page.	23.0
pageSize	Integer	Specifies the number of items per page. Valid values are between 1 and 250. The default value is 25.	23.0
q	String	Specifies the string to search. The search string must contain at least two characters, not including any wildcards. For more information about wildcards, see Wildcards .	23.0

Request body for POST

Root XML Tag

```
<group>
```

JSON

```
{
  "announcement" : "0D5D0000000K4XT",
  "canHaveChatterGuests" : "true",
  "description" : "This group is building a powerful API.",
  "information" : {
    "text" : "Read this section before you post to the group.",
    "title" : "Information"
  },
  "isArchived" : "false",
  "isAutoArchiveDisabled" : "false",
  "name" : "Chatter API",
  "owner" : "00590000000DmPw",
  "visibility" : "PublicAccess"
}
```

Properties

Name	Type	Description	Available Version
announcement	String	An announcement ID. An announcement displays in a designated location in the Salesforce UI until 11:59 p.m. on its expiration date, unless it's deleted or replaced by another announcement.	31.0
canHaveChatterGuests	Boolean	<code>true</code> if this group allows Chatter customers, <code>false</code> otherwise. After this	29.0

Name	Type	Description	Available Version
		property is set to <code>true</code> , it cannot be set to <code>false</code> .	
<code>description</code>	String	The "Description" section of the group	29.0
<code>information</code>	Group Information Input	The "Information" section of the group. In the Web UI, the "Information" section is above the "Description" section. If the group is private, the "Information" section is visible only to members. The "Description" section is visible to everyone.	28.0
<code>isArchived</code>	Boolean	<code>true</code> if the group is archived, <code>false</code> otherwise. Defaults to <code>false</code> .	29.0
<code>isAutoArchiveDisabled</code>	Boolean	<code>true</code> if automatic archiving is turned off for the group, <code>false</code> otherwise. Defaults to <code>false</code> .	29.0
<code>isBroadcast</code>	Boolean	<code>true</code> if only group owners and managers can create posts in the group, <code>false</code> otherwise. Defaults to <code>false</code> .	36.0
<code>name</code>	String	The name of the group	29.0
<code>owner</code>	String	The ID of the group owner. This property is available for PATCH requests only.	29.0
<code>visibility</code>	String	Specifies the group visibility type. One of the following values: <ul style="list-style-type: none"> <code>PrivateAccess</code>—Only members of the group can see posts to this group. <code>PublicAccess</code>—All users within the community can see posts to this group. <code>Unlisted</code>—Reserved for future use. 	29.0

Request parameters for POST

Parameter Name	Type	Description	Required or Optional	Available
<code>canHaveChatterGuests</code>	Boolean	<code>true</code> if this group allows Chatter customers, <code>false</code> otherwise. After this property is set to <code>true</code> , it cannot be set to <code>false</code> .	Optional	29.0
<code>description</code>	String	The "Description" section of the group	Optional	29.0

Parameter Name	Type	Description	Required or Optional	Available
<code>informationText</code>	String	The text in the “Information” section of the group	Optional	29.0
<code>informationTitle</code>	String	The title of the “Information” section of the group	Optional	29.0
<code>name</code>	String	The name of the group	Required	29.0
<code>visibility</code>	String	Specifies the group visibility type. One of the following: <ul style="list-style-type: none"> <code>PrivateAccess</code>—Only members of the group can see posts to this group. <code>PublicAccess</code>—All users within the community can see posts to this group. <code>Unlisted</code>—Reserved for future use. 	Required	29.0

Response body for GET[Group Page](#)**Response body for POST**[Group Detail](#)**Example for POST**

This request creates a public group:

```
POST /chatter/groups?name=New+Group&visibility=PublicAccess
```

SEE ALSO:

[Create a Group](#)

Group Information

Information about a group.

Resource

```
/chatter/groups/groupId
```

```
/connect/communities/communityId/chatter/groups/groupId
```

Available version

23.0

Requires Chatter

Yes

HTTP methods

GET, DELETE, HEAD, PATCH

PATCH is supported in version 28.0 later.

DELETE is supported in version 29.0 and later.

Request body for PATCH[Group Input](#)**Root XML Tag**

```
<group>
```

JSON

```
{
  "announcement" : "0D5D0000000K4XT",
  "canHaveChatterGuests" : "true",
  "description" : "This group is building a powerful API.",
  "information" : {
    "text" : "Read this section before you post to the group.",
    "title" : "Information"
  },
  "isArchived" : "false",
  "isAutoArchiveDisabled" : "false",
  "name" : "Chatter API",
  "owner" : "005900000000DmPw",
  "visibility" : "PublicAccess"
}
```

Properties

Name	Type	Description	Available Version
announcement	String	An announcement ID. An announcement displays in a designated location in the Salesforce UI until 11:59 p.m. on its expiration date, unless it's deleted or replaced by another announcement.	31.0
canHaveChatterGuests	Boolean	<code>true</code> if this group allows Chatter customers, <code>false</code> otherwise. After this property is set to <code>true</code> , it cannot be set to <code>false</code> .	29.0
description	String	The "Description" section of the group	29.0
information	Group Information Input	The "Information" section of the group. In the Web UI, the "Information" section is above the "Description" section. If the group is private, the "Information" section is visible only to members. The "Description" section is visible to everyone.	28.0
isArchived	Boolean	<code>true</code> if the group is archived, <code>false</code> otherwise. Defaults to <code>false</code> .	29.0

Name	Type	Description	Available Version
<code>isAutoArchiveDisabled</code>	Boolean	<code>true</code> if automatic archiving is turned off for the group, <code>false</code> otherwise. Defaults to <code>false</code> .	29.0
<code>isBroadcast</code>	Boolean	<code>true</code> if only group owners and managers can create posts in the group, <code>false</code> otherwise. Defaults to <code>false</code> .	36.0
<code>name</code>	String	The name of the group	29.0
<code>owner</code>	String	The ID of the group owner. This property is available for PATCH requests only.	29.0
<code>visibility</code>	String	Specifies the group visibility type. One of the following values: <ul style="list-style-type: none"> <code>PrivateAccess</code>—Only members of the group can see posts to this group. <code>PublicAccess</code>—All users within the community can see posts to this group. <code>Unlisted</code>—Reserved for future use. 	29.0

Group Information Input

JSON

```
{
  "text" : "Post questions about the API.",
  "title" : "API Questions"
}
```

Properties

Name	Type	Description	Available Version
<code>text</code>	String	The text in the “Information” section of the group. HTML is not supported. The maximum length is 4000 characters (bytes).	28.0
<code>title</code>	String	The title in the “Information” section of the group. The maximum length is 240 characters (bytes).	28.0

Request parameters for PATCH

Property	Type	Description	Required or Optional	Available Version
announcement	String	The ID of a feed item to use as an announcement. An announcement displays in a designated location in the Salesforce UI until 11:59 p.m. on its expiration date, unless it's deleted or replaced by another announcement.	Optional	31.0
canHaveChatterGuests	Boolean	<code>true</code> if this group allows Chatter customers, <code>false</code> otherwise. After this property is set to <code>true</code> , it cannot be set to <code>false</code> .	Optional	29.0
description	String	The "Description" section of the group	Optional	29.0
informationText	String	The "Information" section of the group. In the Web UI, the "Information" section is above the "Description" section. If the group is private, the "Information" section is visible only to members. The "Description" section is visible to everyone.	Optional	28.0
informationTitle	String	The title of the "Information" section of the group	Optional	28.0
isArchived	String	<code>true</code> if the group is archived, <code>false</code> otherwise. Defaults to <code>false</code> .	Optional	29.0
isAutoArchiveDisabled	Boolean	<code>true</code> if automatic archiving is turned off for the group, <code>false</code> otherwise. Defaults to <code>false</code> .	Optional	29.0
isBroadcast	Boolean	<code>true</code> if only group owners and managers can create posts in the group, <code>false</code> otherwise. Defaults to <code>false</code> .	Optional	36.0
name	String	The name of the group	Optional	29.0
owner	String	The ID of the group owner. This property is available for PATCH requests only.	Optional	29.0
visibility	String	Specifies the group visibility type. One of the following values: <ul style="list-style-type: none"> <code>PrivateAccess</code>—Only members of the group can see posts to this group. <code>PublicAccess</code>—All users within the community can see posts to this group. <code>Unlisted</code>—Reserved for future use. 	Optional	29.0

Response body for GET and PATCH[Group Detail](#)**Example for PATCH**

This request body updates the text and title of the "Information" section of a group:

```
{
  "information" : {
    "text" : "Post questions about the API to this group. If you have the answer to
```

```

a question, please post it. This is a private R&D group.",
  "title" : "API Questions Group"
}
}

```

Here is the same example using request parameters:

```

https://instance_name/services/data/36.0/chatter/groups/groupId
?informationText=Post+questions+about+the+API+to+this+group.+If+you+have+the+answer+to+a+question%2C%20
+please+post+it.+This+is+a+private+R%26amp%3Bamp%3BD+group.&informationTitle=API+Questions+Group

```

The response is a [Group Detail](#) response body.

Batch Group Information

Returns information about more than one group at the same time.

Resource

```
/chatter/groups/batch/group_list
```

```
/connect/communities/communityId/chatter/groups/batch/group_list
```

Where *group_list* is a comma separated list of up to 500 group IDs.

Available since version

23.0

Requires Chatter

Yes

HTTP methods

GET or HEAD

Response body

[Batch Results](#)

Group Announcements

Information about the announcements posted to the specified group. Get information or post an announcement to a group.

Use an announcement to highlight information. Users can discuss, like, and post comments on announcements. Deleting the feed post deletes the announcement.

To get information about, update, or delete an announcement, use the [Announcements Resources](#).

Resource

```
/chatter/groups/groupID/announcements
```

```
/connect/communities/communityId/chatter/groups/groupID/announcements
```

Available since version

31.0

Requires Chatter

Yes

HTTP methods

GET, POST, HEAD

Request parameters for GET

Parameter Name	Type	Description	Available Since
page	Integer	An integer specifying a page of items. The default value is 0, which returns the first page.	31.0
pageSize	Integer	Specifies the number of items per page. Valid values are from 1 through 100. If you don't specify a size, the default is 25.	31.0

Request body for POST**Root XML tag**

<announcement>

JSON example for creating an announcement

```
{
  "body":
    {
      "messageSegments": [
        {
          "text": "Please install the updates for all iOS devices.",
          "type": "Text"
        }
      ]
    },
  "parentId": "0F9B0000000004S",
  "expirationDate": "2016-02-22T00:00:00.000Z"
}
```

JSON example for creating an announcement using an existing feed item

```
{
  "feedItemId": "0D5D0000000DaZBKA0",
  "expirationDate": "2016-02-22T00:00:00.000Z"
}
```

Properties

Name	Type	Description	Required or Optional	Available Version
body	Message Body Input	Text of the announcement.	Required for creating an announcement if <code>feedItemId</code> isn't specified	31.0

Name	Type	Description	Required or Optional	Available Version
			Don't specify for updating an announcement.	
<code>expirationDate</code>	Date	The Salesforce UI displays an announcement until 11:59 p.m. on this date unless another announcement is posted first. The Salesforce UI ignores the time value in the <code>expirationDate</code> . However, you can use the time value to create your own display logic in your own UI.	Required for creating an announcement Optional for updating an announcement	31.0
<code>feedItemId</code>	String	ID of an <code>AdvancedTextPost</code> feed item that is the body of the announcement.	Required for creating an announcement if <code>body</code> isn't specified Don't specify for updating an announcement.	36.0
<code>isArchived</code>	Boolean	Specifies whether the announcement is archived.	Optional	36.0
<code>parentId</code>	String	ID of the parent entity for the announcement, that is, a group ID when the announcement appears in a group.	Required for creating an announcement if <code>feedItemId</code> isn't specified Don't specify for updating an announcement.	36.0
<code>sendEmails</code>	Boolean	Specifies whether the announcement is sent as an email to all group members regardless of their email setting for the group. If Chatter emails aren't enabled for the organization, announcement emails aren't sent. Default value is <code>false</code> .	Optional for creating an announcement Don't specify for updating an announcement	36.0

Request parameters for POST

Parameter Name	Type	Description	Available Since
expirationDate	Date	The Salesforce UI displays an announcement until 11:59 p.m. on this date unless another announcement is posted first. The Salesforce UI ignores the time value in the <code>expirationDate</code> . However, you can use the time value to create your own display logic in your own UI.	31.0

Response body for GET[Announcement Page](#)**Response body for POST**[Announcement](#)

Group Banner Photo

Get, create, or delete the banner photo for a group.

To use an image from the Files page as a group banner photo, pass the file ID in the `fileId` property of the request body or in the `fileId` request parameter. Images uploaded on the Group page don't have a file ID and can't be used as the `fileId`.

To upload a binary file as the group banner photo, send it in a multipart/form-data message. For information about how to create the multipart/form-data message, see [Uploading Binary Files](#).

Resource

```
/chatter/groups/groupId/banner-photo
```

```
/connect/communities/communityId/chatter/groups/groupId/banner-photo
```

Available version

36.0

Requires Chatter

Yes

HTTP methods

GET, HEAD, DELETE, POST

Group owners and managers and users with the "Manage All Data" permission can DELETE and POST group banner photos.


Request body for POST**Root XML tag**

```
<bannerPhoto>
```

JSON example


```
{
  "cropHeight" : "120",
  "cropWidth" : "240",
  "fileId" : "069D00000001I0h"
}
```

Properties

Name	Type	Description	Required or Optional	Available Version
cropHeight	Integer	Height of the crop rectangle in pixels.	Optional	36.0
cropWidth	Integer	Width of the crop rectangle in pixels.	Optional	36.0
cropX	Integer	X position of the crop rectangle from the left edge of the image in pixels. Top left is position (0,0).	Optional	36.0
cropY	Integer	Y position of the crop rectangle from the top edge of the image in pixels. Top left is position (0,0).	Optional	36.0
fileId	String	ID of an existing file. The key prefix must be 069, and the file size must be less than 8 MB.	Required to use an existing file	36.0
		 Note: Images uploaded on the Group page and on the User page don't have file IDs and therefore can't be used.		
versionNumber	Integer	Version number of an existing file. If not provided, the latest version is used.	Optional	36.0

Request parameters for POST

Name	Type	Description	Required or Optional	Available Version
cropHeight	Integer	The length of an edge in pixels of the crop rectangle.	Optional	36.0
cropWidth	Integer	The width of an edge in pixels of the crop rectangle.	Optional	36.0
cropX	Integer	The position X in pixels from the left edge of the image to start the crop square. Top left is position (0,0).	Optional	36.0

Name	Type	Description	Required or Optional	Available Version
<code>cropY</code>	Integer	The position Y in pixels from the top edge of the image to start the crop square. Top left is position (0,0).	Optional	36.0
<code>fileId</code>	String	ID of an existing file. The key prefix must be 069 and the file size must be less than 8 MB.  Note: Images uploaded on the Group page and on the User page don't have file IDs and therefore can't be used.	Required to use an existing file	36.0
<code>versionNumber</code>	Integer	Version number of an existing file. If not provided, the latest version is used.	Optional	36.0

 **Note:** Photos are processed asynchronously and may not be visible right away.

Response body for GET and POST

[Banner Photo](#)

Response body for DELETE

[204: Successful Delete](#)

Group Files

Returns information about the files posted to the specified group.

Resource

```
/chatter/groups/groupID/files
```

```
/connect/communities/communityId/chatter/groups/groupID/files
```

Available since version

24.0

Requires Chatter

Yes

HTTP methods

GET or HEAD

Request parameters

Parameter Name	Type	Description	Available Since
<code>page</code>	Integer	An integer specifying a page of items. The default value is 0, which returns the first page.	24.0

Parameter Name	Type	Description	Available Since
pageSize	Integer	Specifies the number of items per page. Valid values are from 1 through 100. If you don't specify a size, the default is 25.	24.0
q	String	A query string to filter the results. The string must contain at least two characters, not including wildcards. For information about wildcards, see Wildcards .	27.0

Response body

[File Summary Page](#)

Group Members

Members of a specified group. Get the members and add a member to a group. To add a member, the context user must be the group owner or moderator.

Resource

```
/chatter/groups/groupId/members
```

```
/connect/communities/communityId/chatter/groups/groupId/members
```

Available since version

23.0

Requires Chatter

Yes

HTTP methods

GET, POST or HEAD

Request body for POST**Root XML tag**

```
<member>
```

Properties

Name	Type	Description	Available Version
role	String	The role of the member. One of these values: <ul style="list-style-type: none"> GroupManager StandardMember 	29.0
userId	String	The user ID of the member to be added to the group.	23.0

Request parameter for POST

Parameter Name	Type	Description	Available Version
role	String	The role of the member. One of these values: <ul style="list-style-type: none"> GroupManager StandardMember 	29.0
userId	String	ID of the user to add to the group.	23.0

Request parameters for GET or HEAD

Parameter Name	Type	Description	Available Version
page	Integer	An integer specifying a page of items. The default value is 0, which returns the first page.	23.0
pageSize	Integer	Specifies the number of items per page. Valid values are between 1 and 1000. If you don't specify a size, the default is 25.	23.0

Response body for GET or HEAD

[Group Member Page](#)

Response body for POST

[Group Member](#)

Example: Add a member to a group

This POST request adds a member to a group:

```
/chatter/groups/0F9D00000000I40/members?userId=005D0000001LLO1
```

The response is a Group Member response body:

```
{
  "id": "0FBD00000003LRxOAM",
  "role": "StandardMember",
  "url": "/services/data/v36.0/chatter/group-memberships/0FBD00000003LRxOAM",
  "user": {
    "companyName": "Universal Containers",
    "firstName": "Gordon",
    "id": "005D0000001LLO1IAO",
    "isActive": true,
    "isInThisCommunity": true,
    "lastName": "Johnson",
    "motif": {
      "color": "1797C0",
      "largeIconUrl": "/img/icon/profile64.png",
      "mediumIconUrl": "/img/icon/profile32.png",

```

```

        "smallImageUrl": "/img/icon/profile16.png"
    },
    "mySubscription": {
        "id": "0E8D0000000T5ZUKA0",
        "url": "/services/data/v36.0/chatter/subscriptions/0E8D0000000T5ZUKA0"
    },
    "name": "Gordon Johnson",
    "photo": {
        "fullEmailPhotoUrl":
"https://instance_name/ncsphoto/SqRfG_-PUTY6KtfOp_f0cPhKrC7plNhUw5eOz7Aj1u-oFL0K-ff2oe04ZAmT2MqC",

        "largePhotoUrl": "https://instance_name/profilephoto/729D0000000LJL/F",
        "photoVersionId": "729D0000000LJLIA2",
        "smallPhotoUrl": "https://instance_name/profilephoto/729D0000000LJL/T",
        "standardEmailPhotoUrl":
"https://instance_name/ncsphoto/SqRfG_-PUTY6KtfOp_f0cPhKrC7plNhUw5eOz7Aj1u-6d5rE2mNaMaBZfGnFX65O",

        "url": "/services/data/v36.0/chatter/users/005D0000001LLO1IAO/photo"
    },
    "title": "VP Sales",
    "type": "User",
    "url": "/services/data/v36.0/chatter/users/005D0000001LLO1IAO",
    "userType": "Internal"
    }
}

```

 **Note:** If the group is private, the response is 403. To request to join the group, send a POST request to the [Group Members—Private](#) resource (`/chatter/groups/groupId/members/requests`).

SEE ALSO:

[Join a Group](#)

Group Members—Private

Request membership in a private group or get the status of requests to a join a private group.

 **Note:** To request membership in a public group use the [Group Members](#) resource.

Resource

```
/chatter/groups/groupId/members/requests
```

```
/connect/communities/communityId/chatter/groups/groupId/members/requests
```

Available since version

27.0

Requires Chatter

Yes

HTTP methods

GET, HEAD, and POST

Request parameter for GET

Parameter Name	Type	Description	Available Since
status	String	Optional. If you include this parameter, results are filtered to include those that match the specified status. Valid values: <ul style="list-style-type: none"> Accepted Declined Pending 	27.0

Response body for GET or HEAD

[Group Membership Request Collection](#)

Response body for POST

[Group Membership Request](#)

This table lists HTTP response code descriptions that are unique to this resource. For descriptions of other HTTP response codes, see [Status Codes and Error Responses](#).

HTTP Response Code	Description
201	One of the following: <ul style="list-style-type: none"> Success User already has a membership request for this group
204	User is already a member of this group.
403	One of the following: <ul style="list-style-type: none"> Group is private: <code>INSUFFICIENT_ACCESS_OR_READONLY</code> User is an external user: <code>INSUFFICIENT_ACCESS</code>

Example for GET

This example gets information about all the requests to join that have been accepted for this private group:

```
/chatter/groups/0F9D00000000izfKAA/members/requests?status=Accepted
```

The JSON [Group Membership Request Collection](#) response body includes one request from the user Gordon Johnson:

```
{
  "requests": [{
    "createdDate": "2012-10-19T00:23:23.000Z",
    "id": "0I5D000000002fmKAA",
    "lastUpdateDate": "2012-10-19T00:24:06.000Z",
    "requestedGroup": {
      "id": "0F9D00000000izfKAA",
      "url": "/services/data/v36.0/chatter/groups/0F9D00000000izfKAA"
    },
  },
}
```

```

    "responseMessage": null,
    "status": "Accepted",
    "url": "/services/data/v36.0/chatter/group-membership-requests/0I5D00000002fmKAA",

    "user": {
      "companyName": "Universal Containers",
      "firstName": "Gordon",
      "id": "005D0000001LLO1IAO",
      "isActive": true,
      "lastName": "Johnson",
      "motif": {
        "color": "1797C0",
        "largeIconUrl": "/img/icon/profile64.png",
        "mediumIconUrl": "/img/icon/profile32.png",
        "smallIconUrl": "/img/icon/profile16.png"
      },
      "mySubscription": {
        "id": "0E8D0000000T5ZUKA0",
        "url": "/services/data/v36.0/chatter/subscriptions/0E8D0000000T5ZUKA0"
      },
      "name": "Gordon Johnson",
      "photo": {
        "fullEmailPhotoUrl": "https://instance_name/ncsphoto/SqRfG_-PUTY6KtfOp_f0cPhK
rC7p1NhUw5eOz7Aj1u-zWLMxsSyb07lwUPg5_Xne",
        "largePhotoUrl": "https://instance_name/profilephoto/729D0000000LJL/F",
        "photoVersionId": "729D0000000LJLIA2",
        "smallPhotoUrl": "https://instance_name/profilephoto/729D0000000LJL/T",
        "standardEmailPhotoUrl": "https://instance_name/ncsphoto/SqRfG_-PUTY6KtfOp_f0
cPhKrC7p1NhUw5eOz7Aj1u_2Vnyzx4jZ2zFiKBz_sTt2",
        "url": "/services/data/v36.0/chatter/users/005D0000001LLO1IAO/photo"
      },
      "title": "VP Sales",
      "type": "User",
      "url": "/services/data/v36.0/chatter/users/005D0000001LLO1IAO",
      "userType": "Internal"
    }
  }
},
"total": 1
}

```

Example for POST

This example requests membership in a private group with the ID 0F9D00000001pK:

```
/chatter/groups/0F9D00000001pK/members/requests
```

The [Group Membership Request](#) response body is in JSON format:

```

{
  "createdDate": "2013-04-02T23:44:25.000Z",
  "id": "0I5D00000002kOKAQ",
  "lastUpdateDate": "2013-04-02T23:44:25.000Z",
  "requestedGroup": {
    "id": "0F9D00000001pKKAQ",
    "url": "/services/data/v36.0/chatter/groups/0F9D00000001pKKAQ"
  },
}

```

```

"responseMessage": null,
"status": "Pending",
"url": "/services/data/v36.0/chatter/group-membership-requests/0I5D000000002kOKAQ",
"user": {
  "companyName": "Universal Containers",
  "firstName": "Gordon",
  "id": "005D0000001LLO1IAO",
  "isActive": true,
  "isInThisCommunity": true,
  "lastName": "Johnson",
  "motif": {
    "color": "1797C0",
    "largeIconUrl": "/img/icon/profile64.png",
    "mediumIconUrl": "/img/icon/profile32.png",
    "smallIconUrl": "/img/icon/profile16.png"
  },
  "mySubscription": null,
  "name": "Gordon Johnson",
  "photo": {
    "fullEmailPhotoUrl":
"https://instance_name/ncsphoto/SqRfG_-PUTY6KtfOp_f0cPhKrC7plNhUw5eOz7Aj1u-oFL0K-ff2oe04ZAmT2MqC",

    "largePhotoUrl": "https://instance_name/profilephoto/729D00000000LJL/F",
    "photoVersionId": "729D00000000LJLIA2",
    "smallPhotoUrl": "https://instance_name/profilephoto/729D00000000LJL/T",
    "standardEmailPhotoUrl":
"https://instance_name/ncsphoto/SqRfG_-PUTY6KtfOp_f0cPhKrC7plNhUw5eOz7Aj1u-6d5rE2mNaMaBZfGnFX65O",

    "url": "/services/data/v36.0/chatter/users/005D0000001LLO1IAO/photo"
  },
  "title": "VP Sales",
  "type": "User",
  "url": "/services/data/v36.0/chatter/users/005D0000001LLO1IAO",
  "userType": "Internal"
}
}

```

SEE ALSO:

[Request to Join a Private Group](#)

Group Membership Requests—Private

Update the status of a request by a user to join a private group or get information about a request to join a private group. Get the value of **requestId** from the [Group Membership Request](#) response from a POST request to `/chatter/groups/groupId/members/requests`.

Resource

```
/chatter/group-membership-requests/requestId
```

```
/connect/communities/communityId/chatter/group-membership-requests/requestId
```

Available since version

27.0

Requires Chatter

Yes

HTTP methods

GET, HEAD, and PATCH

Request body for PATCH[Group Membership Request Update](#)**Request parameters for PATCH**

Parameter Name	Type	Description	Available Since
responseMessage	String	Use this property to provide a message to the user if their membership request is declined. The value of this property is used only when the value of the <code>status</code> property is <code>Declined</code> . The maximum length is 756 characters.	27.0
status	String	Valid values: <ul style="list-style-type: none"> Accepted Declined 	27.0

Response body for PATCH[Group Membership Request](#)**Response body for GET or HEAD**[Group Membership Request](#)**Example for PATCH**This example updates a request to join a private group from `Pending` to `Accepted`:

```
/chatter/group-membership-requests/0I5D00000002fwKAA?status=Accepted
```

This request returns a [Group Membership Request](#) response body.

SEE ALSO:

[Approve or Reject a Request to Join a Private Group](#)

Group Memberships Resources

Information about memberships in Chatter groups.

Available resources are:

Resource	Description
/chatter/group-memberships/<i>membershipId</i>	Access information about a member of a group, remove a member from a group, and update a group member's role.

Resource	Description
/chatter/group-memberships/batch/<i>membershipIds</i>	Access information about a list of group members.

Group Memberships Information

Access information about a member of a group, remove a member from a group, and update a group member's role.

Membership IDs are returned from the [/chatter/groups/*groupId*/memberships](#) resource.

Resource

```
/chatter/group-memberships/membershipId
```

```
/connect/communities/communityId/chatter/group-memberships/membershipId
```

Available since version

23.0

Requires Chatter

Yes

HTTP methods

GET, DELETE, HEAD, PATCH

PATCH is supported in version 29.0.

Request body for PATCH

Root XML tag

```
<member>
```

JSON example

```
{
  "role" : "GroupManager",
  "userId" : "005B00000000Ge16"
}
```

Properties

Name	Type	Description	Available Version
role	String	The role of the member. One of these values: <ul style="list-style-type: none"> GroupManager StandardMember 	29.0
userId	String	The user ID of the member to be added to the group.	23.0



Note: To update a group member's role in a PATCH request, pass only the `role` property, don't pass the `userId` property.

Request parameters for PATCH

Name	Type	Description	Available Version
role	String	The role of the member. One of these values: <ul style="list-style-type: none"> GroupManager StandardMember 	29.0

Response body for GET or PATCH[Group Member](#)

Batch Group Memberships

Access information about a list of group members. The members don't have to belong to the same group. Each membership ID is associated with a specific group.

Membership IDs are returned in the response bodies of several [groups resources](#).

The following groups resource lists every member of a group in its own [Group Member](#) response body. The `id` property of every Group Member response body contains a membership ID:

```
/chatter/groups/groupId/members
```

Resource

```
/chatter/group-memberships/batch/membershipIds
```

```
/connect/communities/communityId/chatter/group-memberships/batch/membershipIds
```

Where *membershipIds* is a comma separated list of up to 500 membership IDs.

Available since version

27.0

Requires Chatter

Yes

HTTP methods

GET, HEAD

Response body for GET or HEAD[Batch Results](#)**Example for GET**

This request gets the group membership information for two users:

```
/chatter/group-memberships/batch/0FBD00000003GAP0A2,0FBD00000003GAK0A
```

This is the Batch Results response body, which contains nested [User Summary](#) response bodies:

```
{
  "hasErrors": true,
  "results": [
    {
```

```

"result": {
  "id": "0FBD00000003GAPOA2",
  "role": "StandardMember",
  "url": "/services/data/v36.0/chatter/group-memberships/0FBD00000003GAPOA2",

  "user": {
    "companyName": "Universal Containers",
    "firstName": "Gordon",
    "id": "005D0000001LLO1IAO",
    "isActive": true,
    "isInThisCommunity": true,
    "lastName": "Johnson",
    "motif": {
      "color": "1797C0",
      "largeIconUrl": "/img/icon/profile64.png",
      "mediumIconUrl": "/img/icon/profile32.png",
      "smallIconUrl": "/img/icon/profile16.png"
    },
    "mySubscription": {
      "id": "0E8D0000000T5ZUKA0",
      "url": "/services/data/v36.0/chatter/subscriptions/0E8D0000000T5ZUKA0"
    },
    "name": "Gordon Johnson",
    "photo": {
      "fullEmailPhotoUrl":
"https://instance_name/ncsphoto/SqRfG_-PUTY6KtFOp_f0cPhKrc7plNhUw5eOz7Aj1u-oFL0K-ff2oe04ZAmT2MqC",

      "largePhotoUrl": "https://instance_name/profilephoto/729D0000000LJL/F",

      "photoVersionId": "729D0000000LJLIA2",
      "smallPhotoUrl":
"https://instance_name/profilephoto/729D0000000LJL/T",
      "standardEmailPhotoUrl":
"https://instance_name/ncsphoto/SqRfG_-PUTY6KtFOp_f0cPhKrc7plNhUw5eOz7Aj1u-6d5rE2mNaMaBZfGnFX65O",

      "url": "/services/data/v36.0/chatter/users/005D0000001LLO1IAO/photo"
    },
    "title": "VP Sales",
    "type": "User",
    "url": "/services/data/v36.0/chatter/users/005D0000001LLO1IAO",
    "userType": "Internal"
  }
},
"statusCode": 200
},
{
  "result": [{
    "errorCode": "NOT_FOUND",
    "message": "The requested resource does not exist"
  }],
  "statusCode": 404
}

```

```

    ]
  }

```

Note that the second group membership wasn't found. Batch requests return a status code for each subrequest.

Group Photo

The photo for the specified group. Get, post, crop, and delete the photo.

To use an image from the Files page as a group photo (existing content), pass the file ID in the `fileId` property of the request body or in the `fileId` request parameter. Images uploaded on the Group page don't have a file ID and can't be used as the `fileId`.

To upload a binary file as a group photo, you must send it in a multipart/form-data message. For information about how to create the multipart/form-data message, see [Uploading Binary Files](#).

Resource

```
/chatter/groups/groupId/photo
```

```
/connect/communities/communityId/chatter/groups/groupId/photo
```

Available since version

23.0

Requires Chatter

Yes

HTTP methods

GET, POST, DELETE, or HEAD

Request body for POST

Root XML tag

<photo>

JSON example


```

{
  "cropSize" : "120",
  "cropX" : "0",
  "cropY" : "0",
  "fileId" : "069D00000001Ioh"
}


```

Properties

Name	Type	Description	Required or Optional	Available Version
<code>cropSize</code>	Integer	The length, in pixels, of any edge of the crop square.	Required to crop an uploaded file or an existing file.	29.0
<code>cropX</code>	Integer	The position X, in pixels, from the left edge of the image to the start of the crop square. Top left is position (0,0).	Required to crop an uploaded file or an existing file.	29.0
<code>cropY</code>	Integer	The position Y, in pixels, from the top edge of the image to the start of the crop square. Top left is position (0,0).	Required to crop an uploaded file or an existing file.	29.0

Name	Type	Description	Required or Optional	Available Version
fileId	String	18-character ID of an existing file. The key prefix must be 069 and the file size must be less than 2 GB.  Note: Images uploaded on the Group page and on the User page don't have file IDs and therefore can't be used.	Required to choose an existing file.	25.0
versionNumber	Integer	Version number of an existing file. If not provided, the latest version is used.	Optional	25.0

Request parameters for POST

Parameter Name	Type	Description	Required or Optional	Available Version
cropSize	Integer	The length, in pixels, of any edge of the crop square.	Required to crop an uploaded file or an existing file.	29.0
cropX	Integer	The position X, in pixels, from the left edge of the image to the start of the crop square. Top left is position (0,0).	Required to crop an uploaded file or an existing file.	29.0
cropY	Integer	The position Y, in pixels, from the top edge of the image to the start of the crop square. Top left is position (0,0).	Required to crop an uploaded file or an existing file.	29.0
fileId	String	18 character ID of an existing file. The key prefix must be 069 and the file size must be less than 2 GB.  Note: Files uploaded on the Group page and on the User Profile page don't have a file ID and can't be posted or cropped. Files uploaded on the	Required to choose an existing file.	25.0

Parameter Name	Type	Description	Required or Optional	Available Version
		Files page have a file ID and can be posted and cropped.		
versionNumber	Integer	Version number of the existing content. If not provided, the latest version is used.	Optional	25.0

 **Note:** Photos are processed asynchronously and may not be visible right away.

Response body for GET or HEAD

[Photo](#)

Response body for POST

[Photo](#)

SEE ALSO:

[Update and Crop a Group Photo](#)

Group Records

Get the list of records associated with a group. Associate a record with a group.

Resource

```
/chatter/groups/groupID/records
```

```
/connect/communities/communityId/chatter/groups/groupID/records
```

Available since version

33.0

Requires Chatter

Yes

HTTP methods

GET, HEAD, POST

POST is supported in version 34.0 and later.

Request parameters for GET

Parameter Name	Type	Description	Available Since
page	Integer	An integer specifying a page of items. The default value is 0, which returns the first page.	33.0

Parameter Name	Type	Description	Available Since
pageSize	Integer	Specifies the number of items per page. Valid values are from 1 through 100. If you don't specify a size, the default is 25.	33.0

Request body for POST**Root XML tag**

```
<groupRecord>
```

JSON example

```
{"recordId" : "001D000000Io9cD"}
```

Properties

Name	Type	Description	Required or Optional	Available Version
recordId	String	ID of the record.	Required	34.0

Request parameters for POST

Parameter Name	Type	Description	Available Since
recordId	String	ID of the record.	34.0

Response body for GET

[Group Record Page](#)

Response body for POST

[Group Record](#)

Group Record

Get information about a group record or remove the association between a record and a group.

Resource

```
/chatter/group-records/groupRecordId
```

```
/connect/communities/communityId/chatter/group-records/groupRecordId
```

Available version

34.0

Requires Chatter

Yes

HTTP methods

GET, DELETE, HEAD

Response body for GET[Group Record](#)**Response body for DELETE**[204: Successful Delete](#)

Group Settings

Information about the context user's Chatter settings for the specified group.

Resource

```
/chatter/groups/groupId/my-settings
```

```
/connect/communities/communityId/chatter/groups/groupId/my-settings
```

Available since version

27.0

Requires Chatter

Yes

HTTP methods

GET, HEAD, or PATCH

Request body for PATCH**Root XML tag**

```
<groupChatterSettings>
```

Properties

A user's Chatter settings.

Name	Type	Description	Available Version
emailFrequency	String	<p>The frequency with which a group member receives email from a group. Valid values are:</p> <ul style="list-style-type: none"> • EachPost • DailyDigest • WeeklyDigest • Never <p>In communities, the Email on every post option is disabled once more than 10,000 members choose this setting for the group. All members who had this option selected are automatically switched to Daily digests.</p>	27.0

Request parameter for PATCH

Parameter Name	Type	Description	Available Since
emailFrequency	String	The frequency with which a group member receives email from a group. Valid values are: <ul style="list-style-type: none"> • EachPost • DailyDigest • WeeklyDigest • Never 	27.0

Response body for GET, HEAD, or PATCH

[Group Chatter Settings](#)

Group Topics

Returns up to five topics most recently used in the specified group.

Resource

```
/chatter/groups/groupID/topics
```

```
/connect/communities/communityId/chatter/groups/groupID/topics
```

Available since version

28.0

Requires Chatter

Yes

HTTP methods

GET or HEAD

Response body

[Topic Collection](#)

Influence Resource

List of the percentile thresholds used to categorize an organization's users by their influence in Chatter.

Users are ranked based on the number of posts and comments made, and comments and likes received. The percentile associated with a category represents the bottom threshold for that influencer category. For example: 0.25 defines the cutoff for the `Active Influencer` category, which means it includes users with an influence rank equal to or greater than the 25th percentile (25%) and less than the next highest category threshold.

Influence Thresholds

Resource

```
/chatter/influence/thresholds
```

```
/connect/communities/communityId/chatter/influence/thresholds
```

Available since version

24.0

Requires Chatter

Yes

HTTP method

GET or HEAD

Response body

[Influence Thresholds](#)

Example response body

```
{ "thresholds": [
  {
    "name": "Top Influencer",
    "threshold": "0.8",
  }
  {
    "name": "Active Influencer",
    "threshold": "0.25",
  }
  {
    "name": "Observer",
    "threshold": "0.0",
  }
] }
```

Likes Resource

Information about the specified like. Also used to delete a like.

You can find the ID for a specific like from any feed, such as a news feed or a record feed.

Like

Resource

```
/chatter/likes/likeId
```

```
/connect/communities/communityId/chatter/likes/likeId
```

Available since version

23.0

Requires Chatter

Yes

HTTP methods

GET, DELETE or HEAD

Response body for GET or HEAD[Like](#)

Managed Topics Resources

Managed topics for a community. Get a list of managed topics. Create a managed topic hierarchy. Create, delete, or reorder managed topics in a community.

Available resources:

Resource	Description
/connect/communities/<i>communityId</i>/managed-topics	Get all the managed topics for a community. Create a managed topic, create managed topic hierarchies, and reorder managed topics.
/connect/communities/<i>communityId</i>/managed-topics/<i>managedTopicId</i>	Get information about or delete a managed topic in a community.

Managed Topics

Get all the managed topics for a community. Create a managed topic, create managed topic hierarchies, and reorder managed topics.

Only community managers (users with the “Create and Set Up Communities” or “Manage Communities” permission) can create or reorder managed topics.

Resource

```
/connect/communities/communityId/managed-topics
```

Available version

32.0

Requires Chatter

No

HTTP methods

GET, POST, PATCH, HEAD

Request parameters for GET

To see all your managed topic hierarchies, make a GET request with the `depth` parameter set to 3 and the `managedTopicType` set to `Navigational`, for example:

```
/connect/communities/communityId/managed-topics?depth=3&managedTopicType=Navigational
```

Parameter Name	Type	Description	Required or Optional	Available Version
<code>depth</code>	Integer	Specify an integer 1–3. If you specify 1, the <code>children</code> property of the Managed Topic response body is null. If you specify	Optional	35.0

Parameter Name	Type	Description	Required or Optional	Available Version
		2, the <code>children</code> property of the Managed Topic response body contains the direct children managed topics, if any, of the managed topic. If you specify 3, you get the direct children managed topics and their children managed topics if there are any. If depth isn't specified, it defaults to 1.		
<code>managedTopicType</code>	String	Type of managed topic. <ul style="list-style-type: none"> Featured—Topics that are featured, for example, on the community home page, but don't provide overall navigation. Navigational—Topics that display in a navigational menu in the community. <p>A topic can be associated with up to two managed topic types, so a topic can be both a Featured topic and a Navigational topic.</p>	Optional Required if specifying <code>recordId</code> or <code>depth</code>	32.0
<code>recordId</code>	String	ID of the topic associated with the managed topics.	Optional	35.0

Response body for GET[Managed Topic Collection](#)**Request body for POST**

Make POST requests to create managed topics and create topic hierarchies.

Root XML tag`<managedTopic>`**JSON example using `recordId`**This example creates a managed topic from an existing standard topic (using the `recordId` of the standard topic). It also creates a topic hierarchy by assigning a parent topic with the `parentId`.

```
{
  "managedTopicType": "Navigational",
  "parentId": "0mtr000000001KLIAY",
  "recordId": "0TOD000000000cwk"
}
```

JSON example using `name`This example creates a new managed topic by name and creates a topic hierarchy by assigning a parent topic with the `parentId`.

```
{
  "name": "Child Topic",

```

```
"managedTopicType": "Navigational",
"parentId": "0mtR000000001KLIAY"
}
```

Properties

Name	Type	Description	Required or Optional	Available Version
managedTopicType	String	<p>Type of managed topic.</p> <ul style="list-style-type: none"> Featured—Topics that are featured, for example, on the community home page, but don't provide overall navigation. Navigational—Topics that display in a navigational menu in the community. <p>A topic can be associated with up to two managed topic types, so a topic can be both a Featured topic and a Navigational topic.</p> <p>You can create up to 25 managed topics per <code>managedTopicType</code>.</p> <p>To create a child managed topic, specify Navigational as the <code>managedTopicType</code> and specify a <code>parentId</code>.</p>	Required	32.0
name	String	Name of the managed topic.	<p>Required for new topics</p> <p>You must specify either <code>name</code> or <code>recordId</code>. You can't specify both.</p>	32.0
parentId	String	<p>ID of the parent managed topic.</p> <p>If you specify a <code>parentId</code>, also specify Navigational as the <code>managedTopicType</code>.</p> <p>You can create up to three levels (parent, direct children, and their children) of managed topics and up to 10 children managed topics per managed topic.</p>	Optional	35.0

Name	Type	Description	Required or Optional	Available Version
<code>recordId</code>	String	ID of the record to become a managed topic. In version 32.0, <code>recordId</code> must be a topic ID.	Required for existing topics if the <code>Name</code> property isn't used You must specify either <code>name</code> or <code>recordId</code> . You can't specify both.	32.0

Request parameters for POST

Parameter Name	Type	Description	Required or Optional	Available Version
<code>managedTopicType</code>	String	Type of managed topic. <ul style="list-style-type: none"> <code>Featured</code>—Topics that are featured, for example, on the community home page, but don't provide overall navigation. <code>Navigational</code>—Topics that display in a navigational menu in the community. <p>A topic can be associated with up to two managed topic types, so a topic can be both a <code>Featured</code> topic and a <code>Navigational</code> topic.</p> <p>You can create up to 25 managed topics per <code>managedTopicType</code>.</p> <p>To create a child managed topic, specify <code>Navigational</code> as the <code>managedTopicType</code> and specify a <code>parentId</code>.</p>	Required	32.0
<code>name</code>	String	Name of the managed topic.	Required for new topics You must specify either <code>name</code> or <code>recordId</code> . You can't specify both.	32.0

Parameter Name	Type	Description	Required or Optional	Available Version
parentId	String	ID of the parent managed topic. If you specify a <code>parentId</code> , also specify <code>Navigational</code> as the <code>managedTopicType</code> . You can create up to three levels (parent, direct children, and their children) of managed topics and up to 10 children managed topics per managed topic.	Optional	35.0
recordId	String	ID of the record to become a managed topic. In version 32.0, <code>recordId</code> must be a topic ID.	Required if the <code>Name</code> property isn't used You must specify either <code>name</code> or <code>recordId</code> . You can't specify both.	32.0

Response body for POST[Managed Topic](#)**Request body for PATCH**

Make a PATCH request to reorder parent managed topics or children managed topics with the same parent.

Root XML tag`<managedTopicPositionCollection>`**JSON example**

```
{
  "managedTopicPositions" : [
    {
      "managedTopicId" : "0mtD0000000001aIAA",
      "position" : "0"
    },
    {
      "managedTopicId" : "0mtD0000000002qIAA",
      "position" : "2"
    }
  ]
}
```

Properties

Name	Type	Description	Required or Optional	Available Version
managedTopicPositions	Managed Topic Position Input[]	Collection of managed topic position request bodies. This collection can	Required	32.0

Name	Type	Description	Required or Optional	Available Version
		<p>include <code>Featured</code> and <code>Navigational</code> managed topics and doesn't have to include all managed topics.</p> <p>If you don't include all managed topics in <code>managedTopicPositions</code>, the managed topics are reordered by respecting the positions indicated in <code>managedTopicPositions</code>. Any managed topics that aren't included in <code>managedTopicPositions</code> are pushed down to the next available position. See Reorder managed topics example.</p>		

Reorder managed topics example

If you have these managed topics:

Managed Topic	Position
ManagedTopicA	0
ManagedTopicB	1
ManagedTopicC	2
ManagedTopicD	3
ManagedTopicE	4

And you reorder managed topics by including this information in Managed Topic Position Collection Input:

Managed Topic	Position
ManagedTopicD	0
ManagedTopicE	2

The result is:

Managed Topic	Position
ManagedTopicD	0
ManagedTopicA	1

Managed Topic	Position
ManagedTopicE	2
ManagedTopicB	3
ManagedTopicC	4

Response body for PATCH[Managed Topic Collection](#)

Managed Topic

Get information about or delete a managed topic in a community.

Only community managers (users with the “Create and Set Up Communities” or “Manage Communities” permission) can delete managed topics.

Resource

```
/connect/communities/communityId/managed-topics/managedTopicId
```

Available version

32.0

Requires Chatter

No

HTTP methods

GET, DELETE, HEAD

Request parameters for GET

Parameter Name	Type	Description	Required or Optional	Available Version
depth	Integer	Specify an integer 1–3. If you specify 1, the <code>children</code> property of the Managed Topic response body is null. If you specify 2, the <code>children</code> property of the Managed Topic response body contains the direct children managed topics, if any, of the managed topic. If you specify 3, you get the direct children managed topics and their children managed topics if there are any. If depth isn’t specified, it defaults to 1.	Optional	35.0

Response body for GET[Managed Topic](#)**Response body for DELETE**[204: Successful Delete](#)

Mentions Resources

Information about users and groups that a user can mention in a feed item body or comment body. When a user or group is mentioned, they receive notification.

Use the Mentions Completions resource to get a list of mention proposals. Use the Mentions Validations resource to determine which of those proposals are valid for the context user.

IN THIS SECTION:

[Mentions Completions](#)

Information about users and groups to mention in a feed item body or comment body. Use this resource to generate a list of proposed mentions that a user can choose from. A mention is an "@" character followed by a user or group name. When a user or group is mentioned, they receive a notification.

[Mentions Validations](#)

Information about whether the specified mentions are valid for the context user. For example, the context user can't mention private groups he doesn't belong to. If such a group were included in the list of mention validations, the `hasErrors` property of the Mention Validations response body would be `true` and the group would have a `validationStatus` of `Disallowed` in its mention validation.

Mentions Completions

Information about users and groups to mention in a feed item body or comment body. Use this resource to generate a list of proposed mentions that a user can choose from. A mention is an "@" character followed by a user or group name. When a user or group is mentioned, they receive a notification.

Resource

```
/chatter/mentions/completions
```

```
/connect/communities/communityId/chatter/mentions/completions
```

Available since version

29.0

Requires Chatter

Yes

HTTP methods

GET, HEAD

Request parameters for GET

Parameter Name	Type	Description	Required or Optional	Available Since
<code>contextId</code>	String	A feed item ID (for a mention in a comment) or a feed subject ID (for a mention in a feed item) that narrows search results, with more useful results listed first. Use a group ID for groups that allow customers to ensure mention completion results include customers.	Optional	29.0

Parameter Name	Type	Description	Required or Optional	Available Since
page	Integer	The number of the page you want returned. Numbering starts at 0. If you pass 0 or omit the property, the first page is returned. Attempting to page beyond 500 results returns an empty response.	Optional	29.0
pageSize	Integer	The number of items per page. Valid values are between 1 and 100. The default size is 25. Attempting to retrieve more than 500 results returns an empty response.	Optional	29.0
q	String	A search term. Searches for matching user and group names. To search for a user, a minimum of 1 character is required. To search for a group, a minimum of 2 characters is required. This parameter does not support wildcards.	Required	29.0
type	String	The type of mention completion. One of these values: <ul style="list-style-type: none"> All—All mention completions, regardless of the type of record to which the mention refers. Group—Mention completions for groups. User—Mention completions for users. The default value is All.	Optional	29.0

Response body for GET

[Mention Completion Page](#)

Example for GET

This example specifies a feed item ID in the `contextId` parameter to request mention completions for a comment on the feed item:

```
GET /chatter/mentions/completions?contextId=0D5D0000000Hwky&q=g
```

This is the response body:

```
{
  "currentPageUrl":
"/services/data/v36.0/chatter/mentions/completions?contextId=0D5D0000000Hwky&q=g",
  "mentionCompletions": [
    {
      "additionalLabel": null,
      "description": "VP Sales",
      "name": "Gordon Johnson",
      "photoUrl": "https://instance_name/profilephoto/729D0000000LJL/T",
    }
  ]
}
```

```

        "recordId": "005D0000001LLO1IAO"
    },
    {
        "additionalLabel": null,
        "description": "A place for constructive cr...",
        "name": "Airing of Grievances",
        "photoUrl": "https://instance_name/profilephoto/0F9/T",
        "recordId": "0F9D00000000izfKAA"
    }
],
"nextPageUrl": null,
"previousPageUrl": null
}

```

SEE ALSO:

[Get a List of @Mention Proposals](#)

Mentions Validations

Information about whether the specified mentions are valid for the context user. For example, the context user can't mention private groups he doesn't belong to. If such a group were included in the list of mention validations, the `hasErrors` property of the Mention Validations response body would be `true` and the group would have a `validationStatus` of `Disallowed` in its mention validation.

Resource

```
/chatter/mentions/validations
```

```
/connect/communities/communityId/chatter/mentions/validations
```

Available since version

29.0

Requires Chatter

Yes

HTTP methods

GET, HEAD

Request parameters for GET

Parameter Name	Type	Description	Required or Optional	Available Since
<code>parentId</code>	String	The feed item parent ID (for new feed items) or feed item ID (for comments).	Required	29.0
<code>recordIds</code>	String[]	A comma separated list of IDs to be mentioned. The maximum value is 25.	Required	29.0
<code>visibility</code>	String	Specifies the type of users who can see a feed item. <ul style="list-style-type: none"> <code>AllUsers</code>—Visibility is not limited to internal users. 	Required	29.0

Parameter Name	Type	Description	Required or Optional	Available Since
		<ul style="list-style-type: none"> <code>InternalUsers</code>—Visibility is limited to internal users. 		

Response body for GET[Mention Validation](#)

Usage

First make a request to [Mentions Completions](#) to get a list of proposed mentions. Pass those proposed mentions to the Mentions Validations resource to determine whether the mentions are valid for the context user.

SEE ALSO:

[Get a List of @Mention Proposals](#)

Motifs Resources

Returns URLs for sets of small, medium, and large motif icons. Records have different sets of motif icons depending on the record type. The motif can also include the record type's base color.

Available resources are:

Resource	Description
/connect/motifs/<i>idOrPrefix</i>	Returns a set of small, medium, and large motif icons for the specified record. Can also return the base color for the specified record.
/connect/motifs/batch/<i>idOrPrefixList</i>	Returns a set of small, medium, and large motif icons for the specified records. Can also contain the base color for each specified record.

Motifs Resource

Returns a set of small, medium, and large motif icons for the specified record. Can also return the base color for the specified record.

Specify either an ID or key prefix for *idOrPrefix*.

Resource

```
/connect/motifs/idOrPrefix
```

```
/connect/communities/communityId/motifs/idOrPrefix
```

Available since release

27.0

Requires Chatter

No

HTTP methods

GET or HEAD

Response body[Motif](#)**Example of GET**Request for user motifs: `/connect/motifs/005D0000001LLO1`

Response:

```
{
  "color": "1797C0",
  "largeIconUrl": "/img/icon/profile64.png",
  "mediumIconUrl": "/img/icon/profile32.png",
  "smallIconUrl": "/img/icon/profile16.png"
}
```

Batch Motifs Resource

Returns a set of small, medium, and large motif icons for the specified records. Can also contain the base color for each specified record. Specify a comma-separated list of IDs and key prefixes for *idOrPrefixList*. You can mix IDs and key prefixes in the same request.

Resource

```
/connect/motifs/batch/idOrPrefixList
```

```
/connect/communities/communityId/motifs/batch/idOrPrefixList
```

Available since release

27.0

Requires Chatter

No

HTTP methods

GET or HEAD

Response body[Batch Results](#)**Example of GET**Request for motifs for a user and a file: `/connect/motifs/batch/005D0000001LLO1,069D00000001FHF`

Response:

```
{"results": [
  {
    "result": {
      "color": "1797C0",
      "largeIconUrl": "/img/icon/profile64.png",
      "mediumIconUrl": "/img/icon/profile32.png",
      "smallIconUrl": "/img/icon/profile16.png"
    },
    "statusCode": 200
  }
]
```

```

    },
    {
      "result": {
        "color": "993333",
        "largeImageUrl": "/img/content/content64.png",
        "mediumImageUrl": "/img/content/content32.png",
        "smallImageUrl": "/img/icon/files16.png"
      },
      "statusCode": 200
    }
  ]}

```

Push Notifications Resource

Send a mobile push notification to connected apps on users' devices. This resource is only accessible when the session is established with a connected app that is developed in the same organization or installed in the same package as the recipient's connected app.

Resource

```
/connect/notifications/push
```

Available version

31.0

Requires Chatter

No

HTTP methods

POST

Request body for POST

Root XML tag

```
<pushNotification>
```

JSON example

```

{
  "appName" : "TestApp",
  "namespace" : "abc",
  "userIds" : ["005x00000013dPK", "005x00000013dPL"],
  "payload" : "{ 'aps': { 'alert': 'test', 'badge': 0, 'sound': 'default' } }"
}

```

Properties

Name	Type	Description	Required or Optional	Available Version
appName	String	The API name of the connected app that the push notification is sent to.	Required	31.0
namespace	String	The namespace of the connected app that the push notification is sent to.	Required if the namespace is set	31.0
payload	String	The push notification payload in JSON format.	Required	31.0

Name	Type	Description	Required or Optional	Available Version
<code>userIds</code>	String[]	The push notification recipient user ids.	Required	31.0

Request parameters for POST

Parameter Name	Type	Description	Required or Optional	Available Version
<code>appName</code>	String	The API name of the connected app that the push notification is sent to.	Required	31.0
<code>namespace</code>	String	The namespace of the connected app that the push notification is sent to.	Required if the namespace is set	31.0
<code>payload</code>	String	The push notification payload in JSON format.	Required	31.0
<code>userIds</code>	String[]	The push notification recipient user ids.	Required	31.0

Question and Answers Suggestions Resource

Get question and answers suggestions.

Resource

```
/connect/question-and-answers/suggestions
```

```
/connect/communities/communityId/question-and-answers/suggestions
```

Available version

32.0

Requires Chatter

No

HTTP methods

GET

Request parameters for GET

Parameter Name	Type	Description	Required or Optional	Available Version
<code>includeArticles</code>	Boolean	Specify <code>true</code> to include knowledge articles in the search results. To return only questions, specify <code>false</code> .	Optional	32.0
<code>maxResults</code>	Integer	The maximum number of results to return for each type of item. Possible values are 1–10. The default value is 5.	Optional	32.0

Parameter Name	Type	Description	Required or Optional	Available Version
q	String	Specifies the string to search. The search string must contain at least two characters, not including wildcards. See Wildcards . The maximum length is 255 characters.	Required	32.0
subjectId	String	Specify a subject ID to search only questions on that object. If the ID is a topic or a user, the ID is ignored.	Optional	32.0

Response body for GET

[Question and Answers Suggestion Collection](#)

Recommendation Audience Resources

Target specific audiences for your custom recommendations. Use these resources to get information about, create, update, and delete recommendation audiences.

Community managers (users with the “Create and Set Up Communities” or “Manage Communities” permission) can access, create, and delete recommendation audiences, recommendation definitions, and scheduled recommendations in their communities. Users with the “Modify All Data” permission can also access, create, and delete recommendation audiences, recommendation definitions, and scheduled recommendations.

These recommendations appear by default on the Napili community home and question detail pages and in the feed in communities in the Salesforce1 mobile browser app. They also appear anywhere community managers add recommendations using Community Builder in communities using the Summer '15 or later version of the Napili template.

Available resources:

Resource	Description
/connect/recommendation-audiences	Get a list of recommendation audiences and create a recommendation audience.
/connect/recommendation-audiences/recommendationAudienceId	Get information about, update, and delete a recommendation audience.
/connect/recommendation-audiences/recommendationAudienceId/members	Get the members of a recommendation audience.

IN THIS SECTION:

[Recommendation Audiences](#)

Get a list of recommendation audiences and create a recommendation audience.

[Recommendation Audience](#)

Get information about, update, and delete a recommendation audience.

[Recommendation Audience Members](#)

Get the members of a recommendation audience.

Recommendation Audiences

Get a list of recommendation audiences and create a recommendation audience.

Community managers (users with the “Create and Set Up Communities” or “Manage Communities” permission) can access, create, and delete recommendation audiences, recommendation definitions, and scheduled recommendations in their communities. Users with the “Modify All Data” permission can also access, create, and delete recommendation audiences, recommendation definitions, and scheduled recommendations.

Resource

```
/connect/recommendation-audiences
```

```
/connect/communities/communityId/recommendation-audiences
```

Available version

35.0

Requires Chatter

No

HTTP methods

GET, HEAD, POST

Request parameters for GET

Parameter Name	Type	Description	Required or Optional	Available Version
page	Integer	Zero-index page number. If not specified, page zero is used.	Optional	35.0
pageSize	Integer	Number of items per page. Default is 25.	Optional	35.0

Response body for GET

[Recommendation Audience Collection](#)

Request body for POST

Root XML tag



```
<recommendationAudience>
```

JSON example for creating a recommendation audience

```
{
  "name" : "Custom App Users"
}
```

Properties

Name	Type	Description	Required or Optional	Available Version
criteria	Custom List Audience Criteria Input or	The criteria for the recommendation audience type.	Optional If not specified when creating a recommendation	36.0

Name	Type	Description	Required or Optional	Available Version
	New User Audience Criteria Input		audience, the audience criteria type defaults to custom list.	
member OperationType	String	<p> Important: This property is available only in version 35.0. In version 36.0 and later, use Custom List Audience Criteria Input.</p> <p>The operation to carry out on the audience members. Values are:</p> <ul style="list-style-type: none"> • Add—Adds specified members to the audience. • Remove—Removes specified members from the audience. 	Required to update a recommendation audience Don't use or specify null to create a recommendation audience	35.0 only
members	User ID Collection Input	<p> Important: This property is available only in version 35.0. In version 36.0 and later, use Custom List Audience Criteria Input.</p> <p>A collection of user IDs.</p> <p>When updating an audience, you can include up to 100 members. An audience can have up to 100,000 members, and each community can have up to 100 audiences.</p>	Required to update a recommendation audience Don't use or specify null to create a recommendation audience	35.0 only
name	String	The unique name of the recommendation audience.	Optional to update a recommendation audience Required to create a recommendation audience	35.0

Request parameters for POST

Parameter Name	Type	Description	Required or Optional	Available Version
name	String	The unique name of the recommendation audience.	Required	35.0

Response body for POST[Recommendation Audience](#)

SEE ALSO:

[Create and Schedule Custom Recommendations with Audiences](#)

Recommendation Audience

Get information about, update, and delete a recommendation audience.

Community managers (users with the “Create and Set Up Communities” or “Manage Communities” permission) can access, create, and delete recommendation audiences, recommendation definitions, and scheduled recommendations in their communities. Users with the “Modify All Data” permission can also access, create, and delete recommendation audiences, recommendation definitions, and scheduled recommendations.

Resource

```
/connect/recommendation-audiences/recommendationAudienceId
```

```
/connect/communities/communityId/recommendation-audiences/recommendationAudienceId
```

Available version

35.0

Requires Chatter

No

HTTP methods

GET, HEAD, DELETE, PATCH

Response body for GET[Recommendation Audience](#)**Request body for PATCH****Root XML tag**

```
<recommendationAudience>
```



JSON example for updating a custom list recommendation audience

```
{
  "criteria" : {
    "memberOperationType" : "Add",
    "members" : {
      "userIds" : [
        "005B0000000Ge16",
        "005D0000001GpHp"
      ]
    },
    "type" : "CustomList"
  },
  "name" : "My Custom List"
}
```

JSON example for updating a new members recommendation audience

```
{
  "criteria" : {
    "value" : "30",
    "type" : "MaxDaysInCommunity"
  },
  "name" : "New Hires"
}
```

Properties

Name	Type	Description	Required or Optional	Available Version
criteria	Custom List Audience Criteria Input or New User Audience Criteria Input	The criteria for the recommendation audience type.	Optional If not specified when creating a recommendation audience, the audience criteria type defaults to custom list.	36.0
member OperationType	String	 Important: This property is available only in version 35.0. In version 36.0 and later, use Custom List Audience Criteria Input . The operation to carry out on the audience members. Values are: <ul style="list-style-type: none"> • Add—Adds specified members to the audience. • Remove—Removes specified members from the audience. 	Required to update a recommendation audience Don't use or specify null to create a recommendation audience	35.0 only
members	User ID Collection Input	 Important: This property is available only in version 35.0. In version 36.0 and later, use Custom List Audience Criteria Input . A collection of user IDs. When updating an audience, you can include up to 100 members. An audience can have up to 100,000 members, and each community can have up to 100 audiences.	Required to update a recommendation audience Don't use or specify null to create a recommendation audience	35.0 only

Name	Type	Description	Required or Optional	Available Version
name	String	The unique name of the recommendation audience.	Optional to update a recommendation audience Required to create a recommendation audience	35.0

Request parameters for PATCH

Parameter Name	Type	Description	Required or Optional	Available Version
name	String	The unique name of the recommendation audience.	Required	35.0

Response body for PATCH

[Recommendation Audience](#)

Response body for DELETE

[204: Successful Delete](#)

SEE ALSO:

[Create and Schedule Custom Recommendations with Audiences](#)

Recommendation Audience Members

Get the members of a recommendation audience.

Community managers (users with the “Create and Set Up Communities” or “Manage Communities” permission) can access, create, and delete recommendation audiences, recommendation definitions, and scheduled recommendations in their communities. Users with the “Modify All Data” permission can also access, create, and delete recommendation audiences, recommendation definitions, and scheduled recommendations.

Resource

```
/connect/recommendation-audiences/recommendationAudienceId/members
```

```
/connect/communities/communityId/recommendation-audiences/recommendationAudienceId/members
```

Available version

35.0

Requires Chatter

No

HTTP methods

GET, HEAD

Request parameters for GET

Parameter Name	Type	Description	Required or Optional	Available Version
page	Integer	Zero-index page number. If not specified, page zero is used.	Optional	35.0
pageSize	Integer	Number of items per page. Default is 25.	Optional	35.0

Response body for GET

[User Reference Collection](#)

Recommendation Definition Resources

Recommendation definitions allow you to create custom recommendations that appear in communities, encouraging users to watch videos, take training and more. Use these resources to get information about, create, modify, and delete recommendation definitions. Also get information about, upload, modify, and delete recommendation definition photos.

Community managers (users with the “Create and Set Up Communities” or “Manage Communities” permission) can access, create, and delete recommendation audiences, recommendation definitions, and scheduled recommendations in their communities. Users with the “Modify All Data” permission can also access, create, and delete recommendation audiences, recommendation definitions, and scheduled recommendations.

These recommendations appear by default on the Napili community home and question detail pages and in the feed in communities in the Salesforce1 mobile browser app. They also appear anywhere community managers add recommendations using Community Builder in communities using the Summer '15 or later version of the Napili template.

Available resources:

Resource	Description
/connect/recommendation-definitions	Get a list of recommendation definitions or create a recommendation definition.
/connect/recommendation-definitions/recommendationDefinitionId	Get information about, modify, or delete a recommendation definition.
/connect/recommendation-definitions/recommendationDefinitionId/photo	Get information about, upload, modify, or delete the photo for a recommendation definition.

Recommendation Definitions

Get a list of recommendation definitions or create a recommendation definition.

Community managers (users with the “Create and Set Up Communities” or “Manage Communities” permission) can access, create, and delete recommendation audiences, recommendation definitions, and scheduled recommendations in their communities. Users with the “Modify All Data” permission can also access, create, and delete recommendation audiences, recommendation definitions, and scheduled recommendations.

Resource

```
/connect/recommendation-definitions
```

```
/connect/communities/communityId/recommendation-definitions
```

Available version

33.0

Requires Chatter

No

HTTP methods

GET, HEAD, POST

Request body for POST**JSON example**

```
{
  "actionUrl" : "https://www.example.com",
  "actionUrlName" : "Launch",
  "explanation" : "Click this link to learn more!",
  "name" : "Corporate Training Project",
  "title" : "Want to learn more about Corporate Training Project?"}
```

Properties

Name	Type	Description	Required or Optional	Available Version
actionUrl	String	The URL for acting on the recommendation, for example, the URL to join a group.	Required	33.0
actionUrlName	String	The text label for the action URL in the user interface, for example, "Launch."	Required	34.0
explanation	String	The explanation, or body, of the recommendation.	Required	33.0
name	String	The name of the recommendation definition. The name is displayed in Setup.	Required	33.0
title	String	The title of the recommendation definition.	Optional	33.0

Request parameters for POST

Parameter Name	Type	Description	Required or Optional	Available Version
actionUrl	String	The URL for acting on the recommendation, for example, the URL to join a group.	Required	33.0

Parameter Name	Type	Description	Required or Optional	Available Version
<code>actionUrlName</code>	String	The text label for the action URL in the user interface, for example, "Launch."	Required	34.0
<code>explanation</code>	String	The explanation, or body, of the recommendation.	Required	33.0
<code>name</code>	String	The name of the recommendation definition. The name is displayed in Setup.	Required	33.0
<code>title</code>	String	The title of the recommendation definition.	Optional	33.0

Response body for POST[Recommendation Definition](#)**Response body for GET**[Recommendation Definition Collection](#)

SEE ALSO:

[Create and Schedule Custom Recommendations with Audiences](#)

Recommendation Definition

Get information about, modify, or delete a recommendation definition.

Community managers (users with the "Create and Set Up Communities" or "Manage Communities" permission) can access, create, and delete recommendation audiences, recommendation definitions, and scheduled recommendations in their communities. Users with the "Modify All Data" permission can also access, create, and delete recommendation audiences, recommendation definitions, and scheduled recommendations.

Resource

```
/connect/recommendation-definitions/recommendationDefinitionId
```

```
/connect/communities/communityId/recommendation-definitions/recommendationDefinitionId
```

Available version

33.0

Requires Chatter

No

HTTP methods

GET, HEAD, PATCH, DELETE

Request body for PATCH**JSON example**

```
{
  "actionUrl" : "https://www.example.com",
  "actionUrlName" : "Launch",
  "explanation" : "Click this link to learn more!",
```

```
"name" : "Corporate Training Project",
"title" : "Want to learn more about Corporate Training Project?"}
```

Properties

Name	Type	Description	Required or Optional	Available Version
actionUrl	String	The URL for acting on the recommendation, for example, the URL to join a group.	Optional	33.0
actionUrlName	String	The text label for the action URL in the user interface, for example, "Launch."	Optional	34.0
explanation	String	The explanation, or body, of the recommendation.	Optional	33.0
name	String	The name of the recommendation definition. The name is displayed in Setup.	Optional	33.0
title	String	The title of the recommendation definition.	Optional	33.0

Request parameters for PATCH

Parameter Name	Type	Description	Required or Optional	Available Version
actionUrl	String	The URL for acting on the recommendation, for example, the URL to join a group.	Optional	33.0
actionUrlName	String	The text label for the action URL in the user interface, for example, "Launch."	Optional	34.0
explanation	String	The explanation, or body, of the recommendation.	Optional	33.0
name	String	The name of the recommendation definition. The name is displayed in Setup.	Optional	33.0
title	String	The title of the recommendation definition.	Optional	33.0

Response body for GET and PATCH

[Recommendation Definition](#)

Response for DELETE

[204: Successful Delete](#)

Recommendation Definition Photo

Get information about, upload, modify, or delete the photo for a recommendation definition.

Community managers (users with the “Create and Set Up Communities” or “Manage Communities” permission) can access, create, and delete recommendation audiences, recommendation definitions, and scheduled recommendations in their communities. Users with the “Modify All Data” permission can also access, create, and delete recommendation audiences, recommendation definitions, and scheduled recommendations.

To use an image from the Files page as a recommendation definition photo (existing content), pass the file ID in the `fileId` property of the request body or in the `fileId` request parameter.

To upload a binary file as a recommendation definition photo, you must send it in a multipart/form-data message. For information about how to create the multipart/form-data message, see [Uploading Binary Files](#).

Resource

```
/connect/recommendation-definitions/recommendationDefinitionId/photo
```

Available version

33.0

Requires Chatter

Yes

HTTP methods

GET, HEAD, PUT, DELETE

Request body for PUT

Root XML tag


```
<photo>
```

JSON example


```
{
  "cropSize" : "120",
  "cropX" : "0",
  "cropY" : "0",
  "fileId" : "069D00000001IOh"
}
```

Properties

Name	Type	Description	Required or Optional	Available Version
cropSize	Integer	The length, in pixels, of any edge of the crop square.	Required to crop an uploaded file or an existing file.	29.0
cropX	Integer	The position X, in pixels, from the left edge of the image to the start of the crop square. Top left is position (0,0).	Required to crop an uploaded file or an existing file.	29.0
cropY	Integer	The position Y, in pixels, from the top edge of the image to the start of the crop square. Top left is position (0,0).	Required to crop an uploaded file or an existing file.	29.0

Name	Type	Description	Required or Optional	Available Version
fileId	String	18-character ID of an existing file. The key prefix must be 069 and the file size must be less than 2 GB.  Note: Images uploaded on the Group page and on the User page don't have file IDs and therefore can't be used.	Required to choose an existing file.	25.0
versionNumber	Integer	Version number of an existing file. If not provided, the latest version is used.	Optional	25.0

Request parameters for PUT

Parameter Name	Type	Description	Required or Optional	Available Version
cropSize	Integer	The length, in pixels, of any edge of the crop square.	Required to crop an uploaded file or an existing file.	29.0
cropX	Integer	The position X, in pixels, from the left edge of the image to the start of the crop square. Top left is position (0,0).	Required to crop an uploaded file or an existing file.	29.0
cropY	Integer	The position Y, in pixels, from the top edge of the image to the start of the crop square. Top left is position (0,0).	Required to crop an uploaded file or an existing file.	29.0
fileId	String	18 character ID of an existing file. The key prefix must be 069 and the file size must be less than 2 GB.  Note: Files uploaded on the Group page and on the User Profile page don't have a file ID and can't be posted or cropped. Files uploaded on the	Required to choose an existing file.	25.0

Parameter Name	Type	Description	Required or Optional	Available Version
		Files page have a file ID and can be posted and cropped.		
versionNumber	Integer	Version number of the existing content. If not provided, the latest version is used.	Optional	25.0



Note: Photos are processed asynchronously and may not be visible right away.

Response body for GET and PUT

[Photo](#)

SEE ALSO:

[Create and Schedule Custom Recommendations with Audiences](#)

Records Resources

Get information about the followers of a record. Add and remove topics from records.

Available resources are:

IN THIS SECTION:

[Followers on Records Resource](#)

Get information about the followers of the specified record.

[Topics on Records Resource](#)

The topics assigned to a record or feed item. Get information about topics assigned to a record or feed item and add, remove, and replace topics on a record or feed item. Only users with the "Assign Topics" permission can remove topics from records or feed items and add existing topics to records or feed items. Only users with the "Create Topics" permission can add new topics to records or feed items. Administrators must enable topics for objects before users can add topics to records of that object type.

SEE ALSO:

[Record Feed Resource](#)

Followers on Records Resource

Get information about the followers of the specified record.

Resource

```
/chatter/records/recordId/followers
```

```
/connect/communities/communityId/chatter/records/recordId/followers
```

As of version 29.0, you can use a topic ID for the *recordId*.

Available since version

23.0

Requires Chatter

Yes

HTTP methods

GET or HEAD

Request parameters

Parameter Name	Type	Description
page	Integer	An integer specifying a page of items. The default value is 0, which returns the first page.
pageSize	Integer	Specifies the number of items per page. Valid values are between 1 and 1000. If you don't specify a size, the default is 25.

Response body
[Subscription Page](#)

Topics on Records Resource

The topics assigned to a record or feed item. Get information about topics assigned to a record or feed item and add, remove, and replace topics on a record or feed item. Only users with the “Assign Topics” permission can remove topics from records or feed items and add existing topics to records or feed items. Only users with the “Create Topics” permission can add new topics to records or feed items. Administrators must enable topics for objects before users can add topics to records of that object type.

Resource

```
/connect/records/recordId/topics
```

```
/connect/communities/communityId/records/recordId/topics
```

Available since version

30.0

Requires Chatter

No

HTTP methods

GET, DELETE, POST, PUT

PUT is supported in version 35.0 and later.

Request parameters for DELETE

Parameter Name	Type	Description	Required or Optional	Available Version
topicId	String	ID of an existing topic	Required	30.0

Response body for DELETE

[204: Successful Delete](#)

Request body for POST**Root XML tag**

```
<topicAssignment>
```

JSON

The following example assigns a topic to a record:

```
{ "topicId": "0TOD0000000090r"
}
```

Properties

Name	Type	Description	Required or Optional	Available Version
topicId	String	ID of an existing topic.	Required for existing topics if the <code>topicName</code> property isn't used.	30.0
topicName	String	Name of a new or existing topic.	Required for new topics; required for existing topics if the <code>topicId</code> property isn't used.	30.0

Request parameters for POST

Parameter Name	Type	Description	Required or Optional	Available Version
topicId	String	ID of an existing topic	Required for existing topics if the <code>topicName</code> parameter isn't used	30.0
topicName	String	Name of a new or existing topic	Required for new topics; required for existing topics if the <code>topicId</code> parameter isn't used	30.0

Response body for POST

[Topic](#)

Example for POST

This example passes the ID of an existing topic in the `topicId` parameter to associate it with an opportunity record:

```
POST /connect/records/006D000000CtYBc/topics?topicId=0TOD0000000090r
```

Request body for PUT

PUT requests reassign all topics on a record or feed item, that is, replace all assigned topics on a record or feed item with different topics.

Root XML tag

```
<topicNamesCollection>
```

JSON example

```
{ "topicNames": ["API", "Chatter REST API", "ConnectApi"]
}
```

Properties

Name	Type	Description	Required or Optional	Available Version
topicNames	String[]	A list of up to 10 topic names for a feed item or 100 topic names for a record.	Required	35.0

Response body for PUT

[Topic Collection](#)

Scheduled Recommendations Resources

Get information about, create, update, or delete scheduled recommendations.

Community managers (users with the “Create and Set Up Communities” or “Manage Communities” permission) can access, create, and delete recommendation audiences, recommendation definitions, and scheduled recommendations in their communities. Users with the “Modify All Data” permission can also access, create, and delete recommendation audiences, recommendation definitions, and scheduled recommendations.

Available resources:

Resource	Description
/connect/scheduled-recommendations	Get a list of scheduled recommendations or create a scheduled recommendation.
/connect/scheduled-recommendations/ <i>scheduledRecommendationId</i>	Get information about, update, or delete a scheduled recommendation.

Scheduled Recommendations

Get a list of scheduled recommendations or create a scheduled recommendation.

Community managers (users with the “Create and Set Up Communities” or “Manage Communities” permission) can access, create, and delete recommendation audiences, recommendation definitions, and scheduled recommendations in their communities. Users with the “Modify All Data” permission can also access, create, and delete recommendation audiences, recommendation definitions, and scheduled recommendations.

Resource

```
/connect/scheduled-recommendations
```

```
/connect/communities/communityId/scheduled-recommendations
```

Available version

33.0

Requires Chatter

No

HTTP methods

GET, HEAD, POST

Request body for POST

Root XML tag

```
<scheduledRecommendation>
```

JSON example for creating a new scheduled recommendation

```
{
  "rank" : "2",
  "recommendationDefinitionId" : "0RDD00000004CEhOAM"}

```

Properties

Name	Type	Description	Required or Optional	Available Version
channel	String	Specifies a way to tie recommendations together, for example, to display recommendations in specific places in the UI or to show recommendations based on time of day or geographic locations. Values are: <ul style="list-style-type: none"> CustomChannel1—Custom recommendation channel. Not used by default. Work with your community manager to define custom channels. For example, community managers can use Community Builder to determine where recommendations appear. CustomChannel2—Custom recommendation channel. Not used by default. Work with your community manager to define custom channels. 	Optional for creating a scheduled recommendation If not specified, defaults to DefaultChannel. Don't use when updating a scheduled recommendation	36.0

Name	Type	Description	Required or Optional	Available Version
		<ul style="list-style-type: none"> • <code>CustomChannel13</code>—Custom recommendation channel. Not used by default. Work with your community manager to define custom channels. • <code>CustomChannel14</code>—Custom recommendation channel. Not used by default. Work with your community manager to define custom channels. • <code>CustomChannel15</code>—Custom recommendation channel. Not used by default. Work with your community manager to define custom channels. • <code>DefaultChannel</code>—Default recommendation channel. Recommendations appear by default on the Napili community home and question detail pages and in the feed in communities in the Salesforce1 mobile browser app. They also appear anywhere community managers add recommendations using Community Builder in communities using the Summer '15 or later version of the Napili template. <p>Use these channel values; you can't rename or create other channels.</p>		
<code>enabled</code>	Boolean	Indicates whether scheduling is enabled. If <code>true</code> , the recommendation is enabled and appears in communities. If <code>false</code> , recommendations in feeds in the Salesforce1 mobile browser app aren't removed, but no new recommendations appear. In communities using the Summer '15 or later version of the Napili template, disabled recommendations no longer appear.	Optional	34.0
<code>rank</code>	Integer	Relative rank of the scheduled recommendation indicated by ascending whole numbers starting with 1. Setting the rank is comparable to an insertion into an ordered list. The	Optional	33.0

Name	Type	Description	Required or Optional	Available Version
		<p>scheduled recommendation is inserted into the position specified by the <code>rank</code>. The <code>rank</code> of all the scheduled recommendations after it is pushed down. See Ranking scheduled recommendations example.</p> <p>If the specified <code>rank</code> is larger than the size of the list, the scheduled recommendation is put at the end of the list. The <code>rank</code> of the scheduled recommendation is the size of the list, instead of the one specified.</p> <p>If a <code>rank</code> is not specified, the scheduled recommendation is put at the end of the list.</p>		
<code>recommendationAudienceId</code>	String	<p>ID of the audience for this scheduled recommendation.</p> <p>When updating a scheduled recommendation, specify <code>ALL</code> to remove the association between a recommendation audience and a scheduled recommendation.</p>	Optional	35.0
<code>recommendationDefinitionId</code>	String	ID of the recommendation definition that this scheduled recommendation schedules.	<p>Required for creating a scheduled recommendation.</p> <p>You can't specify a <code>recommendationDefinitionId</code> when updating an existing scheduled recommendation.</p>	33.0

Request parameters for POST

Parameter Name	Type	Description	Required or Optional	Available Version
channel	String	<p>Specifies a way to tie recommendations together, for example, to display recommendations in specific places in the UI or to show recommendations based on time of day or geographic locations. Values are:</p> <ul style="list-style-type: none"> • <code>CustomChannel1</code>—Custom recommendation channel. Not used by default. Work with your community manager to define custom channels. For example, community managers can use Community Builder to determine where recommendations appear. • <code>CustomChannel2</code>—Custom recommendation channel. Not used by default. Work with your community manager to define custom channels. • <code>CustomChannel3</code>—Custom recommendation channel. Not used by default. Work with your community manager to define custom channels. • <code>CustomChannel4</code>—Custom recommendation channel. Not used by default. Work with your community manager to define custom channels. • <code>CustomChannel5</code>—Custom recommendation channel. Not used by default. Work with your community manager to define custom channels. • <code>DefaultChannel</code>—Default recommendation channel. Recommendations appear by default on the Napili community home and question detail pages and in the feed in communities in the Salesforce1 mobile browser app. They also appear anywhere community managers add recommendations using Community Builder in communities using the Summer '15 or later version of the Napili template. 	<p>Optional</p> <p>If not specified, defaults to <code>DefaultChannel</code>.</p>	36.0

Parameter Name	Type	Description	Required or Optional	Available Version
		Use these channel values; you can't rename or create other channels.		
<code>enabled</code>	Boolean	Indicates whether scheduling is enabled. If <code>true</code> , the recommendation is enabled and appears in communities. If <code>false</code> , recommendations in feeds in the Salesforce1 mobile browser app aren't removed, but no new recommendations appear. In communities using the Summer '15 or later version of the Napili template, disabled recommendations no longer appear.	Optional	34.0
<code>rank</code>	Integer	Relative rank of the scheduled recommendation indicated by ascending whole numbers starting with 1. Setting the rank is comparable to an insertion into an ordered list. The scheduled recommendation is inserted into the position specified by the <code>rank</code> . The <code>rank</code> of all the scheduled recommendations after it is pushed down. See Ranking scheduled recommendations example . If the specified <code>rank</code> is larger than the size of the list, the scheduled recommendation is put at the end of the list. The <code>rank</code> of the scheduled recommendation is the size of the list, instead of the one specified. If a <code>rank</code> is not specified, the scheduled recommendation is put at the end of the list.	Optional	33.0
<code>recommendationAudienceId</code>	String	ID of the audience for this scheduled recommendation.	Optional	35.0
<code>recommendationDefinitionId</code>	String	ID of the recommendation definition that this scheduled recommendation schedules.	Required	33.0

Response body for POST[Scheduled Recommendation](#)

Response body for GET[Scheduled Recommendation Collection](#)

SEE ALSO:

[Create and Schedule Custom Recommendations with Audiences](#)

Scheduled Recommendation

Get information about, update, or delete a scheduled recommendation.

Community managers (users with the “Create and Set Up Communities” or “Manage Communities” permission) can access, create, and delete recommendation audiences, recommendation definitions, and scheduled recommendations in their communities. Users with the “Modify All Data” permission can also access, create, and delete recommendation audiences, recommendation definitions, and scheduled recommendations.

Resource

```
/connect/scheduled-recommendations/scheduledRecommendationId
```

```
/connect/communities/communityId/scheduled-recommendations/scheduledRecommendationId
```

Available version

33.0

Requires Chatter

No

HTTP methods

GET, HEAD, PATCH, DELETE

Request body for PATCH**Root XML tag**

```
<scheduledRecommendation>
```

JSON example for updating an existing scheduled recommendation

```
{  "rank" : "2"}
```

Properties

Name	Type	Description	Required or Optional	Available Version
channel	String	Specifies a way to tie recommendations together, for example, to display recommendations in specific places in the UI or to show recommendations based on time of day or geographic locations. Values are: <ul style="list-style-type: none"> CustomChannel1—Custom recommendation channel. Not used by default. Work with your community manager to define 	Optional for creating a scheduled recommendation If not specified, defaults to DefaultChannel. Don't use when updating a	36.0

Name	Type	Description	Required or Optional	Available Version
		<p>custom channels. For example, community managers can use Community Builder to determine where recommendations appear.</p> <ul style="list-style-type: none"> • <code>CustomChannel2</code>—Custom recommendation channel. Not used by default. Work with your community manager to define custom channels. • <code>CustomChannel3</code>—Custom recommendation channel. Not used by default. Work with your community manager to define custom channels. • <code>CustomChannel4</code>—Custom recommendation channel. Not used by default. Work with your community manager to define custom channels. • <code>CustomChannel5</code>—Custom recommendation channel. Not used by default. Work with your community manager to define custom channels. • <code>DefaultChannel1</code>—Default recommendation channel. Recommendations appear by default on the Napili community home and question detail pages and in the feed in communities in the Salesforce1 mobile browser app. They also appear anywhere community managers add recommendations using Community Builder in communities using the Summer '15 or later version of the Napili template. <p>Use these channel values; you can't rename or create other channels.</p>	scheduled recommendation	
<code>enabled</code>	Boolean	<p>Indicates whether scheduling is enabled. If <code>true</code>, the recommendation is enabled and appears in communities. If <code>false</code>, recommendations in feeds in the Salesforce1 mobile browser app aren't removed, but no new recommendations</p>	Optional	34.0

Name	Type	Description	Required or Optional	Available Version
		appear. In communities using the Summer '15 or later version of the Napili template, disabled recommendations no longer appear.		
<code>rank</code>	Integer	<p>Relative rank of the scheduled recommendation indicated by ascending whole numbers starting with 1.</p> <p>Setting the rank is comparable to an insertion into an ordered list. The scheduled recommendation is inserted into the position specified by the <code>rank</code>. The <code>rank</code> of all the scheduled recommendations after it is pushed down. See Ranking scheduled recommendations example.</p> <p>If the specified <code>rank</code> is larger than the size of the list, the scheduled recommendation is put at the end of the list. The <code>rank</code> of the scheduled recommendation is the size of the list, instead of the one specified.</p> <p>If a <code>rank</code> is not specified, the scheduled recommendation is put at the end of the list.</p>	Optional	33.0
<code>recommendationAudienceId</code>	String	<p>ID of the audience for this scheduled recommendation.</p> <p>When updating a scheduled recommendation, specify <code>ALL</code> to remove the association between a recommendation audience and a scheduled recommendation.</p>	Optional	35.0
<code>recommendationDefinitionId</code>	String	ID of the recommendation definition that this scheduled recommendation schedules.	Required for creating a scheduled recommendation. You can't specify a <code>recommendationDefinitionId</code> when updating an existing scheduled recommendation.	33.0

Request parameters for PATCH

Parameter Name	Type	Description	Required or Optional	Available Version
enabled	Boolean	Indicates whether scheduling is enabled. If <code>true</code> , the recommendation is enabled and appears in communities. If <code>false</code> , recommendations in feeds in the Salesforce1 mobile browser app aren't removed, but no new recommendations appear. In communities using the Summer '15 or later version of the Napili template, disabled recommendations no longer appear.	Optional	34.0
rank	Integer	Relative rank of the scheduled recommendation indicated by ascending whole numbers starting with 1. Setting the rank is comparable to an insertion into an ordered list. The scheduled recommendation is inserted into the position specified by the <code>rank</code> . The <code>rank</code> of all the scheduled recommendations after it is pushed down. See Ranking scheduled recommendations example . If the specified <code>rank</code> is larger than the size of the list, the scheduled recommendation is put at the end of the list. The <code>rank</code> of the scheduled recommendation is the size of the list, instead of the one specified. If a <code>rank</code> is not specified, the scheduled recommendation is put at the end of the list.	Optional	33.0
recommendation AudienceId	String	ID of the audience for this scheduled recommendation. When updating a scheduled recommendation, specify <code>ALL</code> to remove the association between a recommendation audience and a scheduled recommendation.	Optional	35.0

Response body for PATCH

[Scheduled Recommendation](#)

Request parameters for DELETE

Parameter Name	Type	Description	Required or Optional	Available Version
<code>deleteDefinitionIfLast</code>	Boolean	If <code>true</code> and if the DELETE request is for the last scheduled recommendation of a recommendation definition, deletes the recommendation definition. Default is <code>false</code> .	Optional	35.0

Response for DELETE

[204: Successful Delete](#)

Deleting a scheduled recommendation is comparable to a deletion in an ordered list. All scheduled recommendations after the deleted scheduled recommendation receive a new, higher rank automatically.

Subscriptions Resource

Information about the specified subscription. Also used to delete a subscription, for example, to unfollow a record or a topic.

A subscription ID is returned as part of the response body for `follower` and `following` resources, for example, `/records/recordId/followers`. In addition, subscriptions IDs are also returned in many summary response bodies, such as group summary or user summary.

Resource

```
/chatter/subscriptions/subscriptionId
```

```
/connect/communities/communityId/chatter/subscriptions/subscriptionId
```

Available since version

23.0

Requires Chatter

Yes

HTTP methods

GET, DELETE, or HEAD

Response body for GET

[Subscription](#)

SEE ALSO:

[Stop Following a Record](#)

Topics Resources

List of topics for the organization, list of suggested topics for a specified string of text, feed item, or record, list of trending topics for the organization, information about a specified topic, endorsements for a specific topic, information about the files posted recently to a specified topic, information about the groups recently contributing to a specified topic, knowledgeable people for a specified topic, and list of topics related to a specified topic.

Available resources:

Resource	Description
/connect/topics	Get information about topics in the organization or create a topic.
/connect/topics/topicId	Information about the specified topic. Get information about a topic, update a topic's name or description, merge topics, and delete a topic.
/connect/topics/suggestions	Get a list of topic suggestions for a string of text, feed item, or record.
/connect/topics/trending	List of the top five trending topics for the organization.
/connect/topics/topicId/endorsements	Endorsements on knowledgeable people for the specified topic. Get endorsements for a specified topic and endorse a user for the specified topic.
/connect/topic-endorsements/endorsementId	An endorsement. Get information about an endorsement and remove an endorsement.
/connect/topics/topicId/files	Returns information about the five files most recently posted to the specified topic.
/connect/topics/topicId/groups	Returns information about the five groups that most recently contributed to the specified topic.
/connect/topics/topicId/knowledgeable-users	People who are knowledgeable about topics. Get a list of knowledgeable people for the specified topic.
/connect/topics/topicId/related-topics	List of five topics most closely related to the specified topic.
/connect/topics/topicId/topic-opt-outs	Topic opt outs. Get a list of topic opt outs for the specified topic. Hide yourself from the Knowledgeable People list for the specified topic.
/connect/topic-opt-outs/topicOptOutId	Topic opt out. After hiding yourself from the Knowledgeable People list, show yourself again.

List of Topics

Get information about topics in the organization or create a topic.

Resource`/connect/topics``/connect/communities/communityId/topics`**Available since version**

29.0

In version 28.0, use `/chatter/topics`.**Requires Chatter**

No

HTTP methods

GET, POST, or HEAD

POST is available in version 36.0 and later.

Request parameters for GET

Parameter Name	Values	Description	Required or Optional	Available Version
<code>exactMatch</code>	Boolean	Use with the <code>q</code> parameter and specify <code>true</code> to find a topic by its exact, case-insensitive name. Specify <code>true</code> and use with the <code>q</code> parameter and the <code>fallBackToRenamedTopics</code> parameter set to <code>true</code> to find the most recent renamed topic match if there isn't an exact match. Default value is <code>false</code> .	Optional	28.0
<code>fallBackToRenamedTopics</code>	Boolean	Use with the <code>q</code> parameter and the <code>exactMatch</code> parameter set to <code>true</code> . If an exact match isn't found and <code>fallBackToRenamedTopics</code> is set to <code>true</code> , the most recent renamed topic match is returned. If there are multiple renamed topic matches, only the most recent is returned. If there are no renamed	Optional	35.0

Parameter Name	Values	Description	Required or Optional	Available Version
		topic matches, an empty collection is returned.		
page	Integer	An integer greater than 0 specifying a page of topics. The default value is zero.	Optional	28.0
pageSize	Integer	Specifies the number of items per page. Valid values are from 1 to 100. The default value is 25.	Optional	28.0
q	String	A query string to filter the results. The string must contain at least two characters, not including wildcards.	Optional	28.0
sort	String	One of the following values: <ul style="list-style-type: none"> popularDesc—Sorts topics by popularity with the most popular first. This value is the default. alphaAsc—Sorts topics alphabetically. 	Optional	28.0

Response body for GET[Topic Collection](#)**Example for GET**

This example requests a list of topics sorted alphabetically:

```
/connect/topics?sort=alphaAsc
```

Request body for POST**Root XML tag**

```
<topic>
```

JSON example

```
{
  "description": "World Wide Web Consortium (W3C) is the main international standards organization for the Web.",
  "name": "W3C"
}
```

Properties

Parameter Name	Type	Description	Available Since
<code>description</code>	String	Text description of the topic	36.0
<code>name</code>	String	Name of the topic	36.0

Request parameters for POST

Parameter Name	Type	Description	Available Since
<code>description</code>	String	Text description of the topic	36.0
<code>name</code>	String	Name of the topic	36.0

Response body for POST

[Topic](#)

Topics Suggestions

Get a list of topic suggestions for a string of text, feed item, or record.

Resource

```
/connect/topics/suggestions
```

```
/connect/communities/communityId/topics/suggestions
```

Available since version

29.0

In version 28.0, use `/chatter/topics/suggestions`.

Requires Chatter

No

HTTP methods

GET or HEAD

Request parameters

Parameter Name	Values	Description	Required or Optional
<code>maxResults</code>	Integer	Maximum number of topic suggestions that get returned. The default is 5. Value must be greater than 0 and less than or equal to 25.	Optional
<code>recordId</code>	String	18-character ID of a feed item or record from which to extract topics. Administrators must	Required if the <code>text</code> parameter isn't used

Parameter Name	Values	Description	Required or Optional
		enable topics for objects to see topic suggestions for records of that object type. Topics for objects is available in version 30.0.	
text	String	Text from which to extract topics.	Required if the recordId parameter isn't used

Response body

[Topic Suggestion Collection](#)

Example for GET

This example gets topic suggestions for the text "Working on the planning meeting for our new initiative."

```
/connect/topics/suggestions?text=Working+on+the+planning+meeting+for+our+new+initiative.
```

Trending Topics

List of the top five trending topics for the organization.

The more frequently people add a specific topic to their posts and comments and comment on or like posts with the same topic over a short period of time, the more likely it is to become a trending topic. For example, if your coworkers are attending the upcoming Dreamforce conference and have started discussing it in Chatter, you may see a trending topic for Dreamforce. A trending topic is not solely based on popularity and usually relates to a one-time or infrequent event that has a spike in activity, such as a conference or a project deadline.

 **Note:** In API versions earlier than 28.0, topics began with a hashtag (#).

Resource

```
/connect/topics/trending
```

```
/connect/communities/communityId/topics/trending
```

Available since version

29.0

In versions 24.0–28.0, use `/chatter/topics/trending` and `/connect/communities/communityId/chatter/topics/trending`.

Requires Chatter

No

HTTP methods

GET or HEAD

Request parameters

Parameter Name	Values	Description
maxResults	Integer	Maximum number of trending topics that get returned. The default is 5. Value must be greater than 0 and less than 100.

Response body

[Topic Collection](#)

Example response body (version 28.0 and later)

```
{
  "currentPageUrl" : "/services/data/v36.0/connect/topics/trending?maxResults=5",
  "nextPageUrl" : null,
  "topics" : [
    {
      "createdDate": "2013-01-01T20:43:31.000Z",
      "id" : "0TOD000000090qOAA",
      "description" : "Application Programming Interface",
      "talkingAbout" : 527,
      "name" : "API",
      "url": "/services/data/v36.0/connect/topics/0TOD000000090qOAA"
    },
    {
      "createdDate": "2012-11-14T05:24:23.000Z",
      "id" : "0TOD00000006RxOAI",
      "description" : "The cloud computing event of the year.",
      "talkingAbout" : 424,
      "name" : "Dreamforce",
      "url": "/services/data/v36.0/connect/topics/0TOD00000006RxOAI"
    },
    {
      "createdDate": "2013-02-25T10:47:51.000Z",
      "id" : "0TOD000000090rOAA",
      "description" : "All things related to mobile.",
      "talkingAbout" : 87,
      "name" : "Mobile",
      "url": "/services/data/v36.0/connect/topics/0TOD000000090rOAA"
    }
  ]
}
```

Example response body (version 24.0–27.0)

```
{
  "topics" : [
    {
      "name" : "#API"
    },
    {
      "name" : "#Dreamforce"
    },
    {
      "name" : "#Mobile"
    }
  ]
}
```



```
  }
]}}
```

Topic

Information about the specified topic. Get information about a topic, update a topic's name or description, merge topics, and delete a topic.

Users with the "Edit Topics" or "Modify All Data" permission can edit topic names and descriptions. Users with the "Delete Topics" or "Modify All Data" permission can merge and delete topics.

Resource

```
/connect/topics/topicId
```

```
/connect/communities/communityId/topics/topicId
```

Available since version

29.0

In version 28.0, use `/chatter/topics/topicId`

Requires Chatter

No

HTTP methods

GET, PATCH, DELETE, and HEAD

Request body for PATCH

Root XML tag

```
<topic>
```

JSON example

```
{
  "description": "World Wide Web Consortium (W3C) is the main international standards organization for the Web.",
  "name": "W3C"
}
```

Properties

Name	Type	Description	Available Version
description	String	Text description of the topic	28.0
idsToMerge	String[]	List of up to five secondary topic IDs to merge with the primary topic If any of these secondary topics are managed topics, they lose their topic type, topic images, and children topics. Their feed items are	33.0

Name	Type	Description	Available Version
		reassigned to the primary topic.	
name	String	Name of the topic Use this property to change only the capitalization and spacing of the topic name.	28.0

Request parameters for PATCH

Parameter Name	Type	Description	Available Since
description	String	Text description of the topic	28.0
idsToMerge	String[]	List of up to five secondary topic IDs to merge with the primary topic If any of these secondary topics are managed topics, they lose their topic type, topic images, and children topics. Their feed items are reassigned to the primary topic.	33.0
name	String	Name of the topic Use this property to change only the capitalization and spacing of the topic name.	28.0

Response body for GET, HEAD, or PATCH

[Topic](#)

Response body for DELETE

[204: Successful Delete](#)

Topic deletion is asynchronous. If a topic is requested before the deletion completes, the response is [200: Successful](#) and the `isBeingDeleted` property of the Topic output is `true` in version 33.0 and later. If a topic is requested after the deletion completes, the response is [404: Not found](#).

Example for PATCH

This example uses request parameters to update the description of a topic:

```
/connect/topics/0TOD00000006RxOAI?description=Edit+requests
```

This example uses a JSON request body to make the same request:

```
/connect/topics/0TOD00000006RxOAI
{
  "description" : "Edit requests"
}
```

Topics, Endorse People

Endorsements on knowledgeable people for the specified topic. Get endorsements for a specified topic and endorse a user for the specified topic.

Resource

```
/connect/topics/topicId/endorsements
```

```
/connect/communities/communityId/topics/topicId/endorsements
```

Available since version

30.0

Requires Chatter

Yes

HTTP methods

GET, HEAD, POST

Request parameters for GET

Parameter Name	Type	Description	Required or Optional	Available Since
endorseeId	String	Specifies the ID of the user who received endorsements.	Optional	31.0
endorserId	String	Specifies the ID of the user who endorsed others.	Optional	31.0
page	Integer	An integer greater than 0 specifying a page of endorsements. The default value is zero.	Optional	30.0
pageSize	Integer	Specifies the number of items per page. Valid values are between 1 and 100. The default value is 25.	Optional	30.0

Request body for POST

Root XML tag

```
<topicEndorsement>
```

JSON

```
{
  "userId" : "005B0000000Ge16"
}
```

Properties

Name	Type	Description	Required or Optional	Available Version
userId	String	ID of the user to be endorsed for the specified topic.	Required	30.0

Request parameters for POST

Parameter Name	Type	Description	Available Since
userId	String	ID of the user to endorse	30.0

Response body for GET

[Topic Endorsement Collection](#)

Response body for POST

[Topic Endorsement](#)

Topic Endorsements

An endorsement. Get information about an endorsement and remove an endorsement.

Resource

```
/connect/topic-endorsements/endorsementId
```

```
/connect/communities/communityId/topic-endorsements/endorsementId
```

Available since version

30.0

Requires Chatter

Yes

HTTP methods

GET, HEAD, DELETE

Response body for GET

[Topic Endorsement](#)

Response body for DELETE

[204: Successful Delete](#)

Example for DELETE

When you endorse someone for a topic, an endorsement record is created with the key prefix 0en. To remove an endorsement, delete the endorsement record.

```
DELETE /connect/topic-endorsements/0enD0000000003UIAQ
```

This is the response:

```
HTTP 204
```

Topic Files

Returns information about the five files most recently posted to the specified topic.

Resource

```
/connect/topics/topicId/files
```

```
/connect/communities/communityId/topics/topicId/files
```

Available since version

29.0

In version 28.0, use `/chatter/topics/topicId/files`.

Requires Chatter

No

HTTP methods

GET or HEAD

Response body

[File Summary Page](#)

Example response body

This GET request returns information about every file in the specified topic:

```
/connect/topics/0TOD00000009Q2/files
```

The response is:

```
{
  "currentPageUrl": null,
  "files": [{
    "checksum": "a65b71bc6a31fa95dd0a9232c9f58c86",
    "contentSize": 100377,
    "contentUrl": null,
    "description": null,
    "downloadUrl":
"/services/data/v36.0/connect/files/069D00000001E32IAE/content?versionNumber=1",
    "fileExtension": "png",
    "fileType": "Png",
    "flashRenditionStatus": "Na",
    "id": "069D00000001E32IAE",
    "isInMyFileSync": false,
    "mimeType": "image/png",
    "modifiedDate": "2012-07-17T21:47:27.000Z",
    "motif": {
      "color": "993333",
      "largeIconUrl": "/img/content/content64.png",
      "mediumIconUrl": "/img/content/content32.png",
      "smallIconUrl": "/img/icon/files16.png"
    }
  }],
}
```

```

    "mySubscription": {
      "id": "0E8D0000000T5JrKAK",
      "url": "/services/data/v36.0/chatter/subscriptions/0E8D0000000T5JrKAK"
    },
    "name": "Recruitment Poster",
    "origin": "Chatter",
    "owner": {
      "companyName": "SeattleApps",
      "firstName": "Rene",
      "id": "005D0000001LFNnIAO",
      "isActive": true,
      "lastName": "Holmes",
      "motif": {
        "color": "1797C0",
        "largeIconUrl": "/img/icon/profile64.png",
        "mediumIconUrl": "/img/icon/profile.png",
        "smallIconUrl": "/img/icon/profile.png"
      }
    },
    "mySubscription": null,
    "name": "Rene Holmes",
    "photo": {
      "fullEmailPhotoUrl":
"https://instance_name/ncsphoto/SqRFG_-PUTY6KtfOp_f0cEw-MQI3xmkJ21oNEOQ-5sZVvX4qlsJTXfOWM77RW7yt",

      "largePhotoUrl": "https://instance_name/profilephoto/729D00000000BDV/F",
      "photoVersionId": "729D00000000BDV",
      "smallPhotoUrl": "https://instance_name/profilephoto/729D00000000BDV/T",
      "standardEmailPhotoUrl":
"https://instance_name/ncsphoto/SqRFG_-PUTY6KtfOp_f0cEw-MQI3xmkJ21oNEOQ-5sbtFTIIf9vWhFTTALJiaFz_",

      "url": "/services/data/v36.0/chatter/users/005D0000001LL8OIAW/photo"
    },
    "title": null,
    "type": "User",
    "url": "/services/data/v36.0/chatter/users/005D0000001LFNnIAO",
    "userType": "Internal"
  },
  "parentFolder" : "null",
  "pdfRenditionStatus": "Na",
  "renditionUrl": "/services/data/v36.0/connect/files/069D00000001E32IAE/rendition",

  "thumb120By90RenditionStatus": "Success",
  "thumb240By180RenditionStatus": "Success",
  "thumb720By480RenditionStatus": "Success",
  "title": "Recruitment Poster",
  "type": "ContentDocument",
  "url": "/services/data/v36.0/connect/files/069D00000001E32IAE?versionNumber=1",
  "versionNumber": "1"
}],
"nextPageUrl": null,
"previousPageUrl": null
}

```

Topic Groups

Returns information about the five groups that most recently contributed to the specified topic.

Resource

```
/connect/topics/topicId/groups
```

```
/connect/communities/communityId/topics/topicId/groups
```

Available since version

29.0

In version 28.0, use `/chatter/topics/topicId/groups`.

Requires Chatter

Yes

HTTP methods

GET or HEAD

Response body

[Group Page](#)

Topics, Knowledgeable People List

People who are knowledgeable about topics. Get a list of knowledgeable people for the specified topic.

Resource

```
/connect/topics/topicId/knowledgeable-users
```

```
/connect/communities/communityId/topics/topicId/knowledgeable-users
```

Available since version

30.0

Requires Chatter

Yes

HTTP methods

GET or HEAD

Request parameters

Parameter Name	Values	Description	Required or Optional	Available Version
page	Integer	An integer greater than 0 specifying a page of topics. The default value is zero.	Optional	30.0
pageSize	Integer	Specifies the number of items per page. Valid values are between 1 and 100. The default value is 25.	Optional	30.0

Response body[Knowledgeable People Collection](#)

Related Topics

List of five topics most closely related to the specified topic.

Two topics that are assigned to the same feed item at least three times are related.

Resource

```
/connect/topics/topicId/related-topics
```

```
/connect/communities/communityId/topics/topicId/related-topics
```

Available since version

29.0

In version 28.0, use `/chatter/topics/topicId/relatedtopics`.

Requires Chatter

No

HTTP methods

GET or HEAD

Response body[Topic Collection](#)

Topics, Opt Outs from Knowledgeable People List

Topic opt outs. Get a list of topic opt outs for the specified topic. Hide yourself from the Knowledgeable People list for the specified topic.

Resource

```
/connect/topics/topicId/topic-opt-outs
```

```
/connect/communities/communityId/topics/topicId/topic-opt-outs
```

Available since version

30.0

Requires Chatter

Yes

HTTP methods

GET, HEAD, POST

Response body for GET[Topic Opt Out Collection](#)**Response body for POST**[Topic Opt Out](#)

Topics, Opt Out from Knowledgeable People List

Topic opt out. After hiding yourself from the Knowledgeable People list, show yourself again.

Resource

```
/connect/topic-opt-outs/topicOptOutId
```

```
/connect/communities/communityId/topic-opt-outs/topicOptOutId
```

Available since version

30.0

Requires Chatter

Yes

HTTP methods

GET, HEAD, DELETE

Response body for GET[Topic Opt Out](#)**Response body for DELETE**[204: Successful Delete](#)**Example for DELETE**

When you opt out of the knowledgeable people list for a topic, a topic opt out record is created with the key prefix 0eb. To show yourself in the knowledgeable people list after you've opted out, delete the topic opt out record.

```
DELETE /connect/topic-opt-outs/0ebD0000000003oIAA
```

This is the response:

```
HTTP 204
```

User Profiles Resources

The user profile data populates the profile page (also called the Chatter profile page). This data includes user information (such as address, manager, and phone number), some user capabilities (permissions), and a set of subtab apps, which are custom tabs on the profile page.

Available resources:

Resource	Description
/connect/user-profiles/<i>userID</i>	Returns details about a user's profile.
/connect/user-profiles/<i>userID</i>/banner-photo	Get, create, or delete the banner photo for a user.
/connect/user-profiles/<i>userID</i>/photo	The user photo. Get, post, and crop the photo.

User Profiles Resource

Returns details about a user's profile.

For information about subtab apps, search for "subtab apps" at help.salesforce.com.

The capabilities information provides some information about the context user's capabilities in relation to another user, called the subject user. For example, the capabilities information indicates whether the context user can chat with the subject user and whether the context user can direct message the subject user. Specify the subject user as the *userID*.

Resource`/connect/user-profiles/userId``/connect/communities/communityId/user-profiles/userId`**Available since version**

29.0

Requires Chatter

Yes

HTTP methods

GET or HEAD

Parameters

Parameter Name	Type	Description	Available Since
<code>userId</code>	String	ID of the user	29.0
<code>communityId</code>	String	ID of the community	29.0

Response body for GET[User Profile](#)

User Profiles Banner Photo

Get, create, or delete the banner photo for a user.

To use an image from the Files page as a user banner photo, pass the file ID in the `fileId` property of the request body or in the `fileId` request parameter. Images uploaded on the User Profile page don't have a file ID and can't be used as the `fileId`.

To upload a binary file as the user banner photo, send it in a multipart/form-data message. For information about how to create the multipart/form-data message, see [Uploading Binary Files](#).

Resource`/connect/user-profiles/userId/banner-photo``/connect/communities/communityId/user-profiles/userId/banner-photo`**Available version**

36.0

Requires Chatter

No

HTTP methods


GET, HEAD, POST, DELETE

Request body for POST**Root XML tag**`<bannerPhoto>`

JSON example


```
{
  "cropHeight" : "120",
  "cropWidth" : "240",
  "fileId" : "069D00000001I0h"
}
```

Properties

Name	Type	Description	Required or Optional	Available Version
cropHeight	Integer	Height of the crop rectangle in pixels.	Optional	36.0
cropWidth	Integer	Width of the crop rectangle in pixels.	Optional	36.0
cropX	Integer	X position of the crop rectangle from the left edge of the image in pixels. Top left is position (0,0).	Optional	36.0
cropY	Integer	Y position of the crop rectangle from the top edge of the image in pixels. Top left is position (0,0).	Optional	36.0
fileId	String	ID of an existing file. The key prefix must be 069, and the file size must be less than 8 MB.	Required to use an existing file	36.0
		 Note: Images uploaded on the Group page and on the User page don't have file IDs and therefore can't be used.		
versionNumber	Integer	Version number of an existing file. If not provided, the latest version is used.	Optional	36.0

Request parameters for POST

Name	Type	Description	Required or Optional	Available Version
cropHeight	Integer	The length of an edge in pixels of the crop rectangle.	Optional	36.0
cropWidth	Integer	The width of an edge in pixels of the crop rectangle.	Optional	36.0
cropX	Integer	The position X in pixels from the left edge of the image to start the crop square. Top left is position (0,0).	Optional	36.0

Name	Type	Description	Required or Optional	Available Version
<code>cropY</code>	Integer	The position Y in pixels from the top edge of the image to start the crop square. Top left is position (0,0).	Optional	36.0
<code>fileId</code>	String	ID of an existing file. The key prefix must be 069 and the file size must be less than 8 MB.  Note: Images uploaded on the Group page and on the User page don't have file IDs and therefore can't be used.	Required to use an existing file	36.0
<code>versionNumber</code>	Integer	Version number of an existing file. If not provided, the latest version is used.	Optional	36.0

 **Note:** Photos are processed asynchronously and may not be visible right away.

Response body for GET and POST

[Banner Photo](#)

Response body for DELETE

[204: Successful Delete](#)

User Profiles Photo

The user profile photo. Get, post, and crop the photo.

To use an image from the Files page, pass the file ID in the `fileId` property of the request body or in the `fileId` request parameter. Images uploaded on the User page and on the Group page don't have a file ID and can't be used as the `fileId`.

To upload a binary file as the user photo, send it in a multipart/form-data message. For information about how to create the multipart/form-data message, see [Uploading Binary Files](#).

To display user profile photos in a feed, cache the user photos. Then use the `photoVersionId` property of the Photo response body to determine when to update a photo. This technique helps you avoid running over limits and may improve mobile client performance.

Resource

```
/connect/user-profiles/userID/photo
```

```
/connect/communities/communityId/user-profiles/userID/photo
```

Available version

35.0

Requires Chatter

No


HTTP methods

GET, DELETE, or POST

Response body for GET


Photo

Request body for POST

Name	Type	Description	Required or Optional	Available Version
cropSize	Integer	The length, in pixels, of any edge of the crop square.	Required to crop an uploaded file or an existing file.	35.0
cropX	Integer	The position X, in pixels, from the left edge of the image to the start of the crop square. Top left is position (0,0).	Required to crop an uploaded file or an existing file.	35.0
cropY	Integer	The position Y, in pixels, from the top edge of the image to the start of the crop square. Top left is position (0,0).	Required to crop an uploaded file or an existing file.	35.0
fileId	String	18-character ID of an existing file. The key prefix must be 069 and the file size must be less than 2 GB.  Note: Files uploaded on the Group page and on the User Profile page don't have a file ID and can't be posted or cropped. Files uploaded on the Files page have a file ID and can be posted and cropped.	Required to choose an existing file.	35.0
versionNumber	Integer	Version number of an existing file. If not provided, the latest version is used.	Optional	35.0

Request parameters for POST

Parameter Name	Type	Description	Required or Optional	Available Version
cropSize	Integer	The length, in pixels, of any edge of the crop square.	Required to crop an uploaded file or an existing file.	35.0
cropX	Integer	The position X, in pixels, from the left edge of the image to the start of the crop square. Top left is position (0,0).	Required to crop an uploaded file or an existing file.	35.0

Parameter Name	Type	Description	Required or Optional	Available Version
<code>cropY</code>	Integer	The position Y, in pixels, from the top edge of the image to the start of the crop square. Top left is position (0,0).	Required to crop an uploaded file or an existing file.	35.0
<code>fileId</code>	String	18 character ID of an existing file. The key prefix must be 069 and the file size must be less than 2 GB.  Note: Files uploaded on the Group page and on the User Profile page don't have a file ID and can't be posted or cropped. Files uploaded on the Files page have a file ID and can be posted and cropped.	Required to choose an existing file.	35.0
<code>versionNumber</code>	Integer	Version number of the existing content. If not provided, the latest version is used.	Optional	35.0

 **Note:** Photos are processed asynchronously and may not be visible right away.

Response body for POST

[Photo](#)

SEE ALSO:

[Update and Crop a User Photo](#)

Users Resources

Information about the user, such as who is following the user, the user's files or recommendations. Also used for posting feed items and updating conversation status.

Available resources are:

Resource	Description
/chatter/users	Returns information about all users in an organization.
/chatter/users/me	Information about the context or specified user's Chatter profile.
/chatter/users/batch/user_list	Returns information about the specified users' profiles.
/chatter/users/me/conversations	Returns all private conversations for the context user. Also used to search across all conversations.
/chatter/users/me/conversations/conversationId	Returns information about a private conversation for the context user. Also used to search within a conversation and to change the status of a conversation.
/chatter/users/me/conversations/conversationId/mark-read	Changes the status of a conversation.
/chatter/users/me/conversations/unread-count	Returns the number of conversations that have unread messages for the context or specified user.
/connect/files/users/me	Upload a file, including references to external files, to the Files home or get information about files a user owns. These files don't include files shared with a user, files a user follows, or general organization files.
/connect/files/users/me/filter/groups	Returns information about files posted to groups that the specified user is a member of.
/connect/files/users/me/filter/shared-with-me	Returns information about files that have been shared with the specified user.
/chatter/users/me/followers	Returns information about the followers for the specified user.
/chatter/users/me/following	Returns a list of people, groups, records, topics, and files that the specified user is following. Also used to follow records.
/chatter/users/me/groups	The groups the specified user is a member of.
/chatter/users/me/knowledgeable-about-topics	Topics that the specified user is knowledgeable about. Get a list of topics for the specified user.
/chatter/users/me/messages	Returns all the messages for all the private conversations for the context user. Also used to search across all messages and post a message.
/chatter/users/me/messages/messageId	Returns the specified Chatter private message.
/chatter/users/me/photo	The user photo. Get, post, and crop the photo.

Resource	Description
/chatter/users/me/recommendations	Returns the user, group, file, record, topic, custom, and static recommendations for the context user.
/chatter/users/me/recommendations/action	Returns the recommendations for the specified action for the context user.
/chatter/users/me/recommendations/action/objectCategory	Returns the recommendations for the specified action and object category for the context user.
/chatter/users/me/recommendations/action/idPrefix	Returns the recommendations for the specified action and key prefix for the context user.
/chatter/users/me/recommendations/action/objectID	Returns the recommendation for the specified action and object ID for the context user. Also used to delete a recommendation.
/chatter/users/userId/recommendations/action/objectEnum	Returns the static recommendation for the specified action and object type for the context user. Also used to delete a static recommendation.
/connect/communities/communityId /chatter/users/userId/reputation	Returns the specified community user's reputation.
/chatter/users/me/settings	Information about the context user's global Chatter settings.
/chatter/users/me/status	Returns the most recent user status feed item. Also used to update or delete user status.
/chatter/users/me/topics	Topics recently used by the specified user. Get up to five topics most recently used by the specified user.

User Information

Returns information about all users in an organization.

Resource

```
/chatter/users
```

```
/connect/communities/communityId/chatter/users
```

Available since version

23.0

Requires Chatter

Yes

HTTP methods

GET or HEAD

Request parameters

Parameter	Type	Description	Available Version
page	Integer	An integer specifying a page of items. The default value is 0, which returns the first page.	23.0
pageSize	Integer	The number of items per page. Valid values are between 1 and 250. The default value is 25.	23.0
q	String	Specifies the string to search. This parameter searches user names, not email addresses, titles, and so on.	23.0
searchContextId	String	Specify a feed item ID that provides context for the search results. Use this parameter for @mention completion. Passing a feed item ID for <code>searchContextId</code> matches users already mentioned in the thread earlier in the returned collection. You can also use the Mentions Completions resource, which is specifically designed for @mention completion. When using this parameter, you can't query more than 500 results and you can't use wildcards in the search term.	28.0

Response body[User Page](#)

In versions earlier than 28.0, the `user` property in the User Page response body can contain a User Summary or a User Detail response body. In version 28.0 and later, it always contains User Detail. The fields that the context user is not allowed to see are set to `null`.

User Profile Information

Information about the context or specified user's Chatter profile.

Resource

```
/chatter/users/userId
```

```
/connect/communities/communityId/chatter/users/userId
```

Available version

23.0

PATCH available in 29.0

Requires Chatter

Yes

HTTP methods

GET, HEAD, PATCH

Request body for PATCH**Root XML tag**`<user>`**Properties**

Name	Type	Description	Available Version
aboutMe	String	The aboutMe property of a User Detail response body. The maximum length is 1000 characters. This property populates the "About Me" section of the user profile, which is visible to all members of a community or an organization.	29.0

JSON example

```
{
  "aboutMe": "Staff Technical Writer responsible for the Connect API and Connect in Apex documentation."
}
```

Request parameters for PATCH

Name	Type	Description	Available Version
aboutMe	String	The aboutMe property of a User Detail response body. The maximum length is 1000 characters. This property populates the "About Me" section of the user profile, which is visible to all members of a community or an organization.	29.0

Response body for GET

- [User Detail](#)—Versions 26.0 and later. If the user is external, the properties that the User Detail response body shares with the User Summary response body can have non-null values. Other properties are always `null`.
- [User Summary](#)—Versions 25.0 and earlier.

Response body for PATCH[User Detail](#)

Example request parameters for PATCH

This example uses a parameter to update the `aboutMe` property. In the UI, this property populates the “About Me” section in the user profile.

```
/chatter/users/me?aboutMe=Staff+Technical+Writer+at+Seattle+Apps
```

Example request body for PATCH

This example uses a request body to update the `aboutMe` property.

```
/chatter/users/me
```

Request body:

```
{
  "aboutMe": "Staff Technical Writer at Seattle Apps"
}
```

SEE ALSO:

[Get Chatter Activity Statistics for a User](#)

[Update a User Profile](#)

Batch User Information

Returns information about the specified users’ profiles.

Resource

```
/chatter/users/batch/user_list
```

```
/connect/communities/communityId/chatter/users/batch/user_list
```

Where *user_list* is a comma separated list of up to 500 user IDs.

Available since version

23.0

Requires Chatter

Yes

HTTP methods

GET or HEAD

Response body

[Batch Results](#)

SEE ALSO:

[Get User Information for Multiple Users](#)


User Conversations, General

Returns all private conversations for the context user. Also used to search across all conversations. See [User Conversations, Specific](#) on page 435 and [User Messages, General](#) on page 447.

Resource

```
/chatter/users/userId/conversations
```

```
/connect/communities/communityId/chatter/users/userId/conversations
```

 **Note:** *userId* must be the ID of the context user or the alias *me*.

Available since version

23.0

Requires Chatter


Yes

HTTP methods

GET or HEAD

Request parameters for GET

Parameter Name	Type	Required or Optional	Description	Available Version
page	String	Optional	A page token that indicates where retrieval begins. Get this token from the <code>NextPageUrl</code> property in the response body.	23.0
pageSize	Integer	Optional	Specifies the number of items per page. Valid values are from 1 through 100. If you don't specify a size, the default is 25.	23.0
q	String	Optional	Specifies the string to search. The search string must contain at least two characters, not including any wildcards. For more information about wildcards, see Wildcards . This parameter is optional.	24.0

 **Note:** The query parameter only searches message text bodies, not user names, titles, and so on.

Response body[Conversation Summary Collection](#)

User Conversations, Specific

Returns information about a private conversation for the context user. Also used to search within a conversation and to change the status of a conversation.

Resource

```
/chatter/users/userId/conversations/conversationId
```

```
/connect/communities/communityId/chatter/users/userId/conversations/conversationId
```



Note: *userId* must be the ID of the context user or the alias me.

Available since version

23.0

Requires Chatter

Yes

HTTP methods

GET, PATCH, or HEAD

Request parameter for GET

Parameter Name	Type	Required or Optional	Description	Available Version
q	String	Optional	Specifies the string to search. The search string must contain at least two characters, not including any wildcards. For more information about wildcards, see Wildcards . This parameter is optional.	24.0

Note: The query parameter only searches message text bodies, not user names, titles, and so on.

Request body for PATCH**Root XML tag**

```
<conversation>
```

Properties

Name	Type	Description	Available Version
read	Boolean	Changes the conversation status to unread (<code>false</code>) or read (<code>true</code>).	24.0

Request parameters for PATCH

Parameter Name	Type	Description
read	Boolean	Changes the conversation status to unread (<code>false</code>) or read (<code>true</code>).

Response body for GET or HEAD

[Conversation Detail](#)

Change Status of Conversations

Changes the status of a conversation.

Resource

```
/chatter/users/me/conversations/conversationId/mark-read
```

Available versions

23.0–29.0

 **Important:** In version 30.0 and later, use [User Conversations, Specific](#) to change the status of a conversation.

Requires Chatter

Yes

HTTP methods

POST or PUT

Request body**Root XML tag**

```
<conversation>
```

Properties

Name	Type	Description	Available Version
read	Boolean	Changes the conversation status to unread (<code>false</code>) or read (<code>true</code>).	24.0

Request parameters

Parameter Name	Type	Description
read	Boolean	Changes the conversation status to unread (<code>false</code>) or read (<code>true</code>).

Get Unread Count for Conversations

Returns the number of conversations that have unread messages for the context or specified user.

Resource

```
/chatter/users/userId/conversations/unread-count
```

```
/connect/communities/communityId/chatter/users/userId/conversations/unread-count
```

Available since version

23.0

HTTP methods

GET or HEAD

Request body


[Conversation Unread Count](#)

Users Files, General

Upload a file, including references to external files, to the Files home or get information about files a user owns. These files don't include files shared with a user, files a user follows, or general organization files.

When you upload a file to the Files home, it is private and available only to the file owner.

To upload a file, send it in a multipart/form-data request. You can include the description and title of the file in the multipart/form-data request as a JSON or XML request body. You can also send the information as request parameters. For information about how to create the multipart/form-data message, see [Uploading Binary Files](#).

 **Important:** This resource can return a large amount of data and, when it does, takes some time to process.

Resource

```
/connect/files/users/userId
```

```
/connect/communities/communityId/files/users/userId
```

Available since version

36.0

In versions 24.0–35.0, use `/chatter/users/userId/files` and `/connect/communities/communityId/chatter/users/userId/files`, which require Chatter.

Requires Chatter

No

HTTP methods

GET, POST, or HEAD

Request body for POST

Describes a new file input. To upload a file, provide the binary file in a multipart/form-data body part where `name="fileData"`. See [Uploading Binary Files](#).

Root XML tag

```
<fileInput>
```

JSON

```
{
  "desc": "Employee Survey Results",
  "title": "emp_surv_results"
}
```

Properties

Name	Type	Description	Required or Optional	Available Version
content ModifiedDate	Date	File-specific last modified date that can be used to set a client-side modified date.	Optional	32.0
desc	String	Description of the file to be uploaded.	Optional	24.0
includeExternal FilePermissions Info	Boolean	Specifies whether to include permission information, such as whether the file is shared and what are the available permission types, for external files. This property can be used with POST requests to <code>/connect/files/users/userId</code> but not with POST requests to <code>/connect/files/fileId</code> .	Optional	35.0
isInMyFileSync	Boolean	<code>true</code> if the file is synced with Salesforce Files Sync; <code>false</code> otherwise.	Optional	31.0
isMajorVersion	Boolean	<code>true</code> if the file is a major version; <code>false</code> if the file is a minor version. Major versions can't be replaced.	Optional	31.0
parentFolderId	String	ID of the containing folder.	Optional	31.0
repository FileId	String	ID of the external file.	Optional	32.0
repositoryId	String	ID of the external data source.	Optional	32.0
reuseReference	Boolean	Specifies whether to reuse the latest version of a reference you own to an external file rather than creating a duplicate reference.	Optional	36.0

Name	Type	Description	Required or Optional	Available Version
sharingOption	String	Sharing option of the file. Values are: <ul style="list-style-type: none"> Allowed—Resharing of the file is allowed. Restricted—Resharing of the file is restricted. 	Optional	35.0
title	String	Title of the file.	Optional	24.0

Request parameters for POST

Name	Type	Description	Required or Optional	Available version
content ModifiedDate	Date	File-specific last modified date that can be used to set a client-side modified date.	Optional	32.0
desc	String	Description of the file	Optional	24.0
includeExternal FilePermissions Info	Boolean	Specifies whether to include permission information, such as whether the file is shared and what are the available permission types, for external files.	Optional	35.0
isDataSync	Boolean	An automated client generates the request.	Optional	31.0
isInMyFileSync	Boolean	<code>true</code> if the file is synced with Salesforce Files Sync; <code>false</code> otherwise. The default value is <code>false</code> .	Optional	31.0
isMajorVersion	Boolean	<code>true</code> if the file is a major version; <code>false</code> if the file is a minor version. Major versions can't be replaced. The default value is <code>false</code> .	Optional	31.0
repository FileId	String	ID of the external file.	Optional	32.0
repositoryId	String	ID of the external data source.	Optional	32.0
reuseReference	Boolean	Specifies whether to reuse the latest version of a reference you own to an external file rather than creating a duplicate reference.	Optional	36.0
sharingOption	String	Sharing option of the file. Values are: <ul style="list-style-type: none"> Allowed—Resharing of the file is allowed. Restricted—Resharing of the file is restricted. 	Optional	35.0
title	String	Title of the file	Optional	24.0

Request parameters for GET

Parameter Name	Type	Description	Available Since
page	Integer	An integer specifying a page of items. The default value is 0, which returns the first page.	24.0
pageSize	Integer	Specifies the number of items per page. Valid values are from 1 through 100. If you don't specify a size, the default is 25.	24.0
q	String	A query string to filter the results. The string must contain at least two characters, not including wildcards. For information about wildcards, see Wildcards .	27.0

Response body for GET

[File Summary Page](#)

Response body for POST

[File Summary](#)

Example POST request

This example creates a file and uploads it to Salesforce. The example shows the body parts in a multipart/form-data request. The first body part is a File Input request body. The second is the content of the file. For more information, see [Uploading Binary Files](#).

```
POST /services/data/v36.0/connect/files/users/me

Authorization: OAuth
00DD0000000Jhd2!AQIAQC.lh4qTQcBhOPm4TZom5IaOOZLVPVK4wI_rPYJvmE8r2VW8XA.
OZ7S29JEM_7Ctq11st2dzoV.owisJc0KacUbDxyae
User-Agent: Jakarta Commons-HttpClient/3.0.1
Host: instance_name
Content-Length: 489
Content-Type: multipart/form-data; boundary=a7V4kRcFA8E79pivMuV2tukQ85cmNKeoEgJgq
Accept: application/json

--a7V4kRcFA8E79pivMuV2tukQ85cmNKeoEgJgq
Content-Type: application/json; charset=UTF-8
Content-Disposition: form-data; name="json"

{
  "title": "BoatPrices"
}

--a7V4kRcFA8E79pivMuV2tukQ85cmNKeoEgJgq
Content-Disposition: form-data; name="fileData"; filename="BoatPrices.txt"
Content-Type: application/octet-stream; charset=ISO-8859-1
```

```
...contents of BoatPrices.txt...
--a7V4kRcFA8E79pivMuV2tukQ85cmNKeoEgJgq--
```

User Files, Filtered by Group

Returns information about files posted to groups that the specified user is a member of.

Resource

```
/connect/files/users/userId/filter/groups
```

```
/connect/communities/communityId/files/users/userId/filter/groups
```

Available since version

36.0

In versions 24.0–35.0, use `/chatter/users/userId/files/filter/groups` and `/connect/communities/communityId/chatter/users/userId/files/filter/groups`, which require Chatter.

Requires Chatter

No

HTTP methods

GET or HEAD

Request parameters

Parameter Name	Type	Description	Available Since
page	Integer	An integer specifying a page of items. The default value is 0, which returns the first page.	24.0
pageSize	Integer	Specifies the number of items per page. Valid values are from 1 through 100. If you don't specify a size, the default is 25.	24.0
q	String	A query string to filter the results. The string must contain at least two characters, not including wildcards. For information about wildcards, see Wildcards .	27.0

Response body

[File Summary Page](#)

User Files, Filtered by Sharing

Returns information about files that have been shared with the specified user.

Resource

```
/connect/files/users/userId/filter/shared-with-me
```

```
/connect/communities/communityId/files/users/userId/filter/shared-with-me
```



Note: The resource can also be accessed with the final keyword as one word, `sharedwithme`.

Available since version

36.0

In versions 24.0–36.0, use `/chatter/users/userId/files/filter/shared-with-me` and `/connect/communities/communityId/chatter/users/userId/files/filter/shared-with-me`, which require Chatter.

Requires Chatter

No

HTTP methods

GET or HEAD

Request parameters

Parameter Name	Type	Description	Available Since
page	Integer	An integer specifying a page of items. The default value is 0, which returns the first page.	24.0
pageSize	Integer	Specifies the number of items per page. Valid values are from 1 through 100. If you don't specify a size, the default is 25.	24.0
q	String	A query string to filter the results. The string must contain at least two characters, not including wildcards. For information about wildcards, see Wildcards .	27.0

Response body

[File Summary Page](#)

User Followers

Returns information about the followers for the specified user.

Resource

```
/chatter/users/userId/followers
```

```
/connect/communities/communityId/chatter/users/userId/followers
```

Available since version

23.0

Requires Chatter

Yes

HTTP methods

GET or HEAD

Request parameters

Parameter Name	Type	Description
page	Integer	Specifies the page number to return. The default value is 0, which returns the first page.
pageSize	Integer	Specifies the number of items per page. Valid values are between 1 and 1000. If you don't specify a size, the default is 25.

Response body[Follower Page](#)

Following

Returns a list of people, groups, records, topics, and files that the specified user is following. Also used to follow records. See [Using POST, PATCH, or PUT for Input](#).



Note: You can't use the users resource to add a user to a group. Use the [groups resource](#) instead.

Resource

```
/chatter/users/userId/following
```

```
/connect/communities/communityId/chatter/users/userId/following
```

Available since version

23.0

Following topics is available since version 29.0.

Requires Chatter

Yes


HTTP methods

GET, POST, or HEAD

Request body for POST**Root XML tag**

<following>

Properties

Name	Type	Description	Available Version
subjectId	String	The ID of what to follow, for example, a user ID, a record ID, a file ID, a topic ID, and so on.	23.0 Topic IDs are available in 29.0
 Note: Use Group Member Input for adding members to groups.			

Request parameter for POST

Parameter Name	Type	Description	Available
subjectId	String	This request enables the user to follow the specified record. This could be a user ID, a file ID, a topic ID, and so on.	23.0 Topic IDs are available in 29.0

Request parameters for GET or HEAD

All parameters are optional.

Parameter Name	Type	Description
filterType	String	Specifies the key prefix to filter the type of objects returned. The key prefix is the three-character prefix code in the object ID. Object IDs are prefixed with three-character codes that specify the type of the object. For example, User objects have a prefix of 005 and Group objects have a prefix of 0F9. You don't need to generate the key prefixes yourself. Use the List of Filter Feed URLs to see the available key prefixes.
page	Integer	Specifies the page number to return. The default value is 0, which returns the first page.
pageSize	Integer	Specifies the number of items per page. Valid values are between 1 and 1000. If you don't specify a size, the default is 25.

Response body for GET or HEAD[Following Page](#)**Response body for POST**[Subscription](#)

SEE ALSO:

[Follow a Record](#)[Get a List of Records a User Follows](#)

User Groups

The groups the specified user is a member of.

Resource

```
/chatter/users/userId/groups
```

```
/connect/communities/communityId/chatter/users/userId/groups
```

Available since version

23.0

Requires Chatter

Yes

HTTP methods

GET, HEAD

Request parameters

Parameter Name	Type	Description	Required or Optional	Available Version
page	Token	A generated token that indicates the view of feed items. Page tokens are returned as part of the response body, in one of the URL parameters, such as <code>nextPageURL</code> .	Optional	23.0
pageSize	Integer	Specifies the number of items per page. Valid values are between 1 and 250. If you don't specify a size, the default is 25.	Optional	23.0
q	String	Specifies the string to search. The search string must contain at least two characters, not including wildcards. See Wildcards .	Optional	30.0

Response body[User Group Page](#)**Example**

This GET request returns information about all groups the context user is a member of whose names or descriptions contain the letters `co`.

```
/chatter/users/me/groups?q=co
```

Topics a User Is Knowledgeable About

Topics that the specified user is knowledgeable about. Get a list of topics for the specified user.

Resource

```
/chatter/users/userId/knowledgeable-about-topics
```

```
/connect/communities/communityId/chatter/users/userId/knowledgeable-about-topics
```

Available since version

30.0

Requires Chatter

Yes

HTTP methods

GET or HEAD

Request parameters

Parameter Name	Values	Description	Required or Optional	Available Version
page	Integer	An integer specifying a page of topics. The default value is 0.	Optional	30.0
pageSize	Integer	Specifies the number of items per page. Valid values are from 1 to 100. The default value is 25.	Optional	30.0

Response body

[Topics People Are Knowledgeable About Collection](#)

Topics a User Is Knowledgeable About: Batch Users

Get the top five topics a user is knowledgeable about for a list of users.

Resource

```
/chatter/users/batch/userIds/knowledgeable-about-topics
```

```
/connect/communities/communityId/chatter/users/batch/userIds/knowledgeable-about-topics
```

Where *userIds* is a comma-separated list of up to 500 user IDs.

Available version

36.0

Requires Chatter

Yes

HTTP methods

GET, HEAD

Response body for GET[Batch Results](#)

User Messages, General

Returns all the messages for all the private conversations for the context user. Also used to search across all messages and post a message. See [Using POST, PATCH, or PUT for Input](#). See also [User Conversations, General](#) on page 433.

Resource

```
/chatter/users/userId/messages
```

```
/connect/communities/communityId/chatter/users/userId/messages
```



Note: *userId* must be the ID of the context user or the alias me.

Available since version

23.0

Requires Chatter

Yes

HTTP methods

GET, HEAD, POST

Request body for POST**Root XML tag**

<message>

Properties

Name	Type	Description	Available Version
body	String	Text of the message body	23.0
inReplyTo	String	ID of an existing message that identifies which conversation this message is part of. You must specify either <code>recipients</code> or <code>inReplyTo</code> . You must specify one or the other, not both.	23.0
recipients	User Message Recipient List Input	List of users who are the intended message recipients, up to 9. Comma-separated list of user IDs. You must specify either <code>recipients</code> or <code>inReplyTo</code> . You must specify one or the other, not both.	23.0

Example XML format:

```
<message>
  <body>Text of the message</body>
  <recipients>
    <recipient>userID</recipient>
    <recipient>userID</recipient>
  </recipients>
  <inReplyTo>messageID</inReplyTo>
</message>
```

Example JSON format:


```
{
  "body": "Text of the message",
  "recipients": ["userID", "userID"],
  "inReplyTo": "messageID"
}
```

Request parameters for POST

Parameter Name	Type	Required or Optional	Description	Available Version
inReplyTo	String	You must specify either recipients or inReplyTo. You cannot specify both.	ID of an existing message that identifies which conversation this message is part of	23.0
recipients	String	You must specify either recipients or inReplyTo. You cannot specify both.	List of users who are the intended message recipients, up to 9. Comma-separated list of user IDs.	23.0
text	String	Required	The text of the message, up to 10,000 characters	23.0

Request parameters for GET

Parameter Name	Type	Required or Optional	Description	Available Version
page	String	Optional	A page token that indicates where retrieval begins. Get this token from the <code>NextPageUrl</code> property in the response body.	23.0
pageSize	Integer	Optional	Specifies the number of items per page. Valid values are from 1 through 100. If you don't	23.0

Parameter Name	Type	Required or Optional	Description	Available Version
			specify a size, the default is 25.	
q	String	Optional	Specifies the string to search. The search string must contain at least two characters, not including any wildcards. For more information about wildcards, see Wildcards . This parameter is optional.  Note: The query parameter only searches message text bodies, not user names, titles, and so on.	24.0

Response body for GET or HEAD[Message Collection](#)**Response body for POST**[Message](#)**Example response body for GET or HEAD**

```
{
  "currentPageUrl": "/services/data/v36.0/chatter/users/me/messages",
  "messages": [
    {
      "body": {
        "messageSegments": [],
        "text": "Will you be able to meet about your Dreamforce presentation this
week?"
      },
      "conversationId": "03MD00000002LTMAY",
      "conversationUrl":
"/services/data/v36.0/chatter/users/me/conversations/03MD00000002LTMAY",
      "id": "03JD00000003XGMAY",
      "recipients": [
        {
          "companyName": "SeattleApps",
          "firstName": "Rene",
          "id": "005D0000001LFNnIAO",
          "isActive": true,
          "lastName": "Holmes",
          "motif": {
            "color": "1797C0",

```

```

        "largeIconUrl": "/img/icon/profile64.png",
        "mediumIconUrl": "/img/icon/profile32.png",
        "smallIconUrl": "/img/icon/profile16.png"
    },
    "mySubscription": null,
    "name": "Rene Holmes",
    "photo": {
        "fullEmailPhotoUrl":
"https://instance_name/ncsphoto/SqRfG_-PUTY6KtfOp_f0cEw-MQI3xmkJ21oNEOQ-5sZVyX4qlsJTXfOWM77RW7yt",

        "largePhotoUrl":
"https://instance_name/profilephoto/729D00000000XA5/F",
        "photoVersionId": "729D00000000XA5",
        "smallPhotoUrl":
"https://instance_name/profilephoto/729D00000000XA5/T",
        "standardEmailPhotoUrl":
"https://instance_name/ncsphoto/SqRfG_-PUTY6KtfOp_f0cEw-MQI3xmkJ21oNEOQ-5sbtFTTIf9vWhFTTALJiaFz_",

        "url": "/services/data/v36.0/chatter/users/005D0000001LLO6IAO/photo"
    },
    "title": "Senior Manager",
    "type": "User",
    "url": "/services/data/v36.0/chatter/users/005D0000001LFNnIAO",
    "userType": "Internal"
},
{
    "companyName": null,
    "firstName": "Desmond",
    "id": "005D0000001LJvOIAW",
    "isActive": true,
    "lastName": "Catillo",
    "motif": {
        "color": "1797C0",
        "largeIconUrl": "/img/icon/profile64.png",
        "mediumIconUrl": "/img/icon/profile32.png",
        "smallIconUrl": "/img/icon/profile16.png"
    },
    "mySubscription": null,
    "name": "Desmond Catillo",
    "photo": {

        "fullEmailPhotoUrl":
"https://instance_name/ncsphoto/SqRfG_-PUTY6KtfOp_f0cEw-MQI3xmkJ21oNEOQ-5sZVyX4qlsJTXfOWM77RW7yt",

        "largePhotoUrl":
"https://instance_name/profilephoto/729D00000000XA5/F",
        "photoVersionId": "729D00000000XA5",
        "smallPhotoUrl":
"https://instance_name/profilephoto/729D00000000XA5/T",
        "standardEmailPhotoUrl":
"https://instance_name/ncsphoto/SqRfG_-PUTY6KtfOp_f0cEw-MQI3xmkJ21oNEOQ-5sbtFTTIf9vWhFTTALJiaFz_",

        "url": "/services/data/v36.0/chatter/users/005D0000001LLO1IAO/photo"
    },

```

```

        "title": "Senior Manager",
        "type": "User",
        "url": "/services/data/v36.0/chatter/users/005D0000001LJvOIAW",
        "userType": "Internal"
    }
},
"sender": {
    "companyName": "SeattleApps",
    "firstName": "Rene",
    "id": "005D0000001LFNnIAO",
    "isActive": true,
    "lastName": "Holmes",
    "motif": {
        "color": "1797C0",
        "largeIconUrl": "/img/icon/profile64.png",
        "mediumIconUrl": "/img/icon/profile32.png",
        "smallIconUrl": "/img/icon/profile16.png"
    },
    "mySubscription": null,
    "name": "Rene Holmes",
    "photo": {
        "fullEmailPhotoUrl":
"https://instance_name/ncsphoto/SqRFG_-PUTY6KtfOp_f0cEw-MQI3xmkJ21oNEOQ-5sZVyX4qlsJTXfOWM77RW7yt",
        "largePhotoUrl": "https://instance_name/profilephoto/729D00000000XA5/F",

        "photoVersionId": "729D00000000XA5",
        "smallPhotoUrl": "https://instance_name/profilephoto/729D00000000XA5/T",

        "standardEmailPhotoUrl":
"https://instance_name/ncsphoto/SqRFG_-PUTY6KtfOp_f0cEw-MQI3xmkJ21oNEOQ-5sbtFTIIf9vWhFTTALJiaFz_",

        "url": "/services/data/v36.0/chatter/users/005D0000001LLO6IAO/photo"
    },
    "title": "Senior Manager",
    "type": "User",
    "url": "/services/data/v36.0/chatter/users/005D0000001LFNnIAO",
    "userType": "Internal"
},
"sentDate": "2012-07-20T21:27:07.000Z",
"url": "/services/data/v36.0/chatter/users/me/messages/03JD000000003XGMAY"
},
{
    "body": {
        "messageSegments": [],
        "text": "Rene Holmes has shared Recruitment Poster.png with you on
Chatter.\n\nPlease review.\n\nTo view the file, go to:
https://na1-blitz01.soma.salesforce.com/069D00000001E32"
    },
    "conversationId": "03MD000000002LTMAY",
    "conversationUrl":
"/services/data/v36.0/chatter/users/me/conversations/03MD000000002LTMAY",
    "id": "03JD000000003VAMAY",
    "recipients": [
        {

```

```

    "companyName": "SeattleApps",
    "firstName": "Rene",
    "id": "005D0000001LFNnIAO",
    "isActive": true,
    "lastName": "Holmes",
    "motif": {
      "color": "1797C0",
      "largeIconUrl": "/img/icon/profile64.png",
      "mediumIconUrl": "/img/icon/profile32.png",
      "smallIconUrl": "/img/icon/profile16.png"
    },
    "mySubscription": null,
    "name": "Rene Holmes",
    "photo": {
      "fullEmailPhotoUrl":
"https://instance_name/ncsphoto/SqRfG_-PUTY6KtfOp_f0cEw-MQI3xmkJ21oNEOQ-5sZVyX4qlsJTXfOWM77RW7yt",
      "largePhotoUrl":
"https://instance_name/profilephoto/729D00000000XA5/F",
      "photoVersionId": "729D00000000XA5",
      "smallPhotoUrl":
"https://instance_name/profilephoto/729D00000000XA5/T",
      "standardEmailPhotoUrl":
"https://instance_name/ncsphoto/SqRfG_-PUTY6KtfOp_f0cEw-MQI3xmkJ21oNEOQ-5sbktFTIIf9vWhFTTALJiaFz_",
      "url": "/services/data/v36.0/chatter/users/005D0000001LLO6IAO/photo"
    },
    "title": "Senior Manager",
    "type": "User",
    "url": "/services/data/v36.0/chatter/users/005D0000001LFNnIAO",
    "userType": "Internal"
  },
  {
    "companyName": null,
    "firstName": "Desmond",
    "id": "005D0000001LJvOIAW",
    "isActive": true,
    "lastName": "Catillo",
    "motif": {
      "color": "1797C0",
      "largeIconUrl": "/img/icon/profile64.png",
      "mediumIconUrl": "/img/icon/profile32.png",
      "smallIconUrl": "/img/icon/profile16.png"
    },
    "mySubscription": null,
    "name": "Desmond Catillo",
    "photo": {
      "fullEmailPhotoUrl":
"https://instance_name/ncsphoto/SqRfG_-PUTY6KtfOp_f0cEw-MQI3xmkJ21oNEOQ-5sZVyX4qlsJTXfOWM77RW7yt",
      "largePhotoUrl":
"https://instance_name/profilephoto/729D00000000XA5/F",
      "photoVersionId": "729D00000000XA5",

```

```

        "smallPhotoUrl":
"https://instance_name/profilephoto/729D0000000XA5/T",
        "standardEmailPhotoUrl":
"https://instance_name/ncsphoto/SqRfG_-PUTY6KtfOp_f0cEw-MQI3xmkJ21oNEOQ-5sbktFTIf9vWhFTTALJiaFz_",

        "url": "/services/data/v36.0/chatter/users/005D0000001LLO1IAO/photo"
    },
    "title": "Senior Manager",
    "type": "User",
    "url": "/services/data/v36.0/chatter/users/005D0000001LJvOIAW",
    "userType": "Internal"
}
],
"sender": {
    "companyName": "SeattleApps",
    "firstName": "Rene",
    "id": "005D0000001LFNnIAO",
    "isActive": true,
    "lastName": "Holmes",
    "motif": {
        "color": "1797C0",
        "largeIconUrl": "/img/icon/profile64.png",
        "mediumIconUrl": "/img/icon/profile32.png",
        "smallIconUrl": "/img/icon/profile16.png"
    },
    "mySubscription": null,
    "name": "Rene Holmes",
    "photo": {
        "fullEmailPhotoUrl":
"https://instance_name/ncsphoto/SqRfG_-PUTY6KtfOp_f0cEw-MQI3xmkJ21oNEOQ-5sZVyX4qlsJTXfOWM77RW7yt",

        "largePhotoUrl": "https://instance_name/profilephoto/729D0000000XA5/F",

        "photoVersionId": "729D0000000XA5",
        "smallPhotoUrl": "https://instance_name/profilephoto/729D0000000XA5/T",

        "standardEmailPhotoUrl":
"https://instance_name/ncsphoto/SqRfG_-PUTY6KtfOp_f0cEw-MQI3xmkJ21oNEOQ-5sbktFTIf9vWhFTTALJiaFz_",

        "url": "/services/data/v36.0/chatter/users/005D0000001LLO6IAO/photo"
    },
    "title": "Senior Manager",
    "type": "User",
    "url": "/services/data/v36.0/chatter/users/005D0000001LFNnIAO",
    "userType": "Internal"
},
"sentDate": "2012-07-18T19:01:51.000Z",
"url": "/services/data/v36.0/chatter/users/me/messages/03JD000000003VAMAY"
},

```

```

    "nextPageUrl": null
  }

```

SEE ALSO:

[Send a Private Message](#)

User Messages, Specific

Returns the specified Chatter private message.

Resource

```

/chatter/users/userId/messages/messageId

```

```

/connect/communities/communityId/chatter/users/userId/messages/messageId

```

 **Note:** *userId* must be the ID of the context user or the alias me.

Available since version

23.0

Requires Chatter

Yes

HTTP methods

GET or HEAD

Response body

[Message](#)

User Photo

The user photo. Get, post, and crop the photo.

To use an image from the Files page as a user photo, pass the file ID in the `fileId` property of the request body or in the `fileId` request parameter. Images uploaded on the User page don't have a file ID and can't be used as the `fileId`.

To upload a binary file as the user photo, you must send it in a multipart/form-data message. For information about how to create the multipart/form-data message, see [Uploading Binary Files](#).

To display user profile photos in a feed, cache the user photos. Then use the `photoVersionId` property of the Photo response body to determine when you need to update a photo. This technique helps you avoid running over limits and may improve mobile client performance.

Resource

```

/chatter/users/userId/photo

```

```

/connect/communities/communityId/chatter/users/userId/photo

```

Available since version

23.0–34.0

 **Important:** In version 35.0 and later, use [/connect/user-profiles/**userId**/photo](#).

Requires Chatter

Yes

HTTP methods

GET, POST or HEAD


Request body for POST**Root XML tag**

<photo>


JSON example

```
{
  "cropSize" : "120",
  "cropX" : "0",
  "cropY" : "0",
  "fileId" : "069D00000001I0h"
}
```

Properties

Name	Type	Description	Required or Optional	Available Version
cropSize	Integer	The length, in pixels, of any edge of the crop square.	Required to crop an uploaded file or an existing file.	29.0
cropX	Integer	The position X, in pixels, from the left edge of the image to the start of the crop square. Top left is position (0,0).	Required to crop an uploaded file or an existing file.	29.0
cropY	Integer	The position Y, in pixels, from the top edge of the image to the start of the crop square. Top left is position (0,0).	Required to crop an uploaded file or an existing file.	29.0
fileId	String	18-character ID of an existing file. The key prefix must be 069 and the file size must be less than 2 GB.  Note: Images uploaded on the Group page and on the User page don't have file IDs and therefore can't be used.	Required to choose an existing file.	25.0
versionNumber	Integer	Version number of an existing file. If not provided, the latest version is used.	Optional	25.0

Request parameters for POST

Parameter Name	Type	Description	Required or Optional	Available Version
cropSize	Integer	The length, in pixels, of any edge of the crop square.	Required to crop an uploaded file or an existing file.	29.0
cropX	Integer	The position X, in pixels, from the left edge of the image to the start of the crop square. Top left is position (0,0).	Required to crop an uploaded file or an existing file.	29.0
cropY	Integer	The position Y, in pixels, from the top edge of the image to the start of the crop square. Top left is position (0,0).	Required to crop an uploaded file or an existing file.	29.0
fileId	String	18 character ID of an existing file. The key prefix must be 069 and the file size must be less than 2 GB.  Note: Files uploaded on the Group page and on the User Profile page don't have a file ID and can't be posted or cropped. Files uploaded on the Files page have a file ID and can be posted and cropped.	Required to choose an existing file.	25.0
versionNumber	Integer	Version number of the existing content. If not provided, the latest version is used.	Optional	25.0

 **Note:** Photos are processed asynchronously and may not be visible right away.

Response body for GET or HEAD

Photo

Response body for POST[Photo](#)

User Recommendations, General

Returns the user, group, file, record, topic, custom, and static recommendations for the context user.

Resource

```
/chatter/users/userId/recommendations
```

```
/connect/communities/communityId/chatter/users/userId/recommendations
```

 **Note:** *userId* must be the ID of the context user or the alias me.

Available since version

24.0

Requires Chatter

Yes



HTTP methods

GET or HEAD

Request parameters for GET

Parameter Name	Type	Description	Available Version
channel	String	Specifies a way to tie recommendations together, for example, to display recommendations in specific places in the UI or to show recommendations based on time of day or geographic locations. Values are: <ul style="list-style-type: none"> CustomChannel1—Custom recommendation channel. Not used by default. Work with your community manager to define custom channels. For example, community managers can use Community Builder to determine where recommendations appear. CustomChannel2—Custom recommendation channel. Not used by default. Work with your community manager to define custom channels. 	36.0

Parameter Name	Type	Description	Available Version
		<ul style="list-style-type: none"> CustomChannel13—Custom recommendation channel. Not used by default. Work with your community manager to define custom channels. CustomChannel14—Custom recommendation channel. Not used by default. Work with your community manager to define custom channels. CustomChannel15—Custom recommendation channel. Not used by default. Work with your community manager to define custom channels. DefaultChannel1—Default recommendation channel. Recommendations appear by default on the Napili community home and question detail pages and in the feed in communities in the Salesforce1 mobile browser app. They also appear anywhere community managers add recommendations using Community Builder in communities using the Summer '15 or later version of the Napili template. 	
contextAction	String	<p>Action that the user just performed. Supported values are:</p> <ul style="list-style-type: none"> follow view <p>Use contextAction and contextObjectId together to get new recommendations based on the action just performed.</p>	33.0

Parameter Name	Type	Description	Available Version
<code>contextObjectId</code>	String	<p>ID of the object that the user just performed an action on.</p> <ul style="list-style-type: none"> If <code>contextAction</code> is <code>follow</code>, <code>contextObjectId</code> is user ID, file ID, record ID, or topic ID (version 36.0 and later). If <code>contextAction</code> is <code>view</code>, <code>contextObjectId</code> is user ID, file ID, group ID, or record ID. <p>Use <code>contextAction</code> and <code>contextObjectId</code> together to get new recommendations based on the action just performed.</p>	33.0
<code>followed</code>	String	<p>ID of a user. Provides new recommendations based on the context of this user ID.</p> <p> Important: Use <code>contextAction</code> and <code>contextObjectId</code> in version 33.0 and later.</p>	23.0–32.0
<code>maxResults</code>	Integer	<p>Maximum number of recommendation results; default is 10. Values must be from 1 to 99.</p>	23.0
<code>viewed</code>	String	<p>ID of a file. Provides new recommendations based on the context of this file ID.</p> <p> Important: Use <code>contextAction</code> and <code>contextObjectId</code> in version 33.0 and later.</p>	23.0–33.0

Response body[Recommendations](#)

User Recommendations for a Specific Action

Returns the recommendations for the specified action for the context user.

Resource

```
/chatter/users/userId/recommendations/action
```

```
/connect/communities/communityId/chatter/users/userId/recommendations/action
```

 **Note:** *userId* must be the ID of the context user or the alias *me*.

Valid values for *action* and resulting recommendations:

- *follow* returns recommendations to follow users, files, records, and topics (version 36.0 and later).
- *join* returns recommendations to join groups.
- *view* returns recommendations to view users, files, groups, and records (version 25.0 and later). In version 34.0 and later, *view* returns custom recommendations. In version 35.0 and later, *view* returns static recommendations.

Available since version

24.0

Requires Chatter

Yes



HTTP methods

GET or HEAD

Request parameters for GET

Parameter Name	Type	Description	Available Version
<code>channel</code>	String	Specifies a way to tie recommendations together, for example, to display recommendations in specific places in the UI or to show recommendations based on time of day or geographic locations. Values are: <ul style="list-style-type: none"> • <code>CustomChannel1</code>—Custom recommendation channel. Not used by default. Work with your community manager to define custom channels. For example, community managers can use Community Builder to determine where recommendations appear. • <code>CustomChannel2</code>—Custom recommendation channel. Not used by default. Work 	36.0

Parameter Name	Type	Description	Available Version
		<p>with your community manager to define custom channels.</p> <ul style="list-style-type: none"> • <code>CustomChannel13</code>—Custom recommendation channel. Not used by default. Work with your community manager to define custom channels. • <code>CustomChannel14</code>—Custom recommendation channel. Not used by default. Work with your community manager to define custom channels. • <code>CustomChannel15</code>—Custom recommendation channel. Not used by default. Work with your community manager to define custom channels. • <code>DefaultChannel1</code>—Default recommendation channel. Recommendations appear by default on the Napili community home and question detail pages and in the feed in communities in the Salesforce1 mobile browser app. They also appear anywhere community managers add recommendations using Community Builder in communities using the Summer '15 or later version of the Napili template. 	
<code>contextAction</code>	String	<p>Action that the user just performed. Supported values are:</p> <ul style="list-style-type: none"> • <code>follow</code> • <code>view</code> <p>Use <code>contextAction</code> and <code>contextObjectId</code></p>	33.0

Parameter Name	Type	Description	Available Version
		together to get new recommendations based on the action just performed.	
contextObjectId	String	<p>ID of the object that the user just performed an action on.</p> <ul style="list-style-type: none"> If <code>contextAction</code> is <code>follow</code>, <code>contextObjectId</code> is user ID, file ID, record ID, or topic ID (version 36.0 and later). If <code>contextAction</code> is <code>view</code>, <code>contextObjectId</code> is user ID, file ID, group ID, or record ID. <p>Use <code>contextAction</code> and <code>contextObjectId</code> together to get new recommendations based on the action just performed.</p>	33.0
followed	String	<p>ID of a user. Provides new recommendations based on the context of this user ID.</p> <p> Important: Use <code>contextAction</code> and <code>contextObjectId</code> in version 33.0 and later.</p>	23.0–32.0
maxResults	Integer	Maximum number of recommendation results; default is 10. Values must be from 1 to 99.	23.0
viewed	String	<p>ID of a file. Provides new recommendations based on the context of this file ID.</p> <p> Important: Use <code>contextAction</code> and <code>contextObjectId</code> in version 33.0 and later.</p>	23.0–33.0

Response body[Recommendations](#)

User Recommendations for a Specific Action and Object Category

Returns the recommendations for the specified action and object category for the context user.

Resource

```
/chatter/users/userId/recommendations/action/objectCategory
```

```
/connect/communities/communityId/chatter/users/userId/recommendations/action/objectCategory
```

 **Note:** *userId* must be the ID of the context user or the alias me.

- Valid values for *action*:
 - follow
 - join
 - view (version 25.0 and later)
- Valid values for *objectCategory*:
 - If *action* is follow, *objectCategory* is users, files, records, or topics (version 36.0 and later).
 - If *action* is join, *objectCategory* is groups.
 - If *action* is view, *objectCategory* is users, files, groups, records, custom (version 34.0 and later), or apps (version 35.0 and later).

Available since version

23.0

Requires Chatter

Yes


HTTP methods


GET, HEAD

Request parameters for GET

Parameter Name	Type	Description	Available Version
channel	String	Specifies a way to tie recommendations together, for example, to display recommendations in specific places in the UI or to show recommendations based on time of day or geographic locations. Values are: <ul style="list-style-type: none"> • CustomChannel1—Custom recommendation channel. Not used by default. Work with your community 	36.0

Parameter Name	Type	Description	Available Version
		<p>manager to define custom channels. For example, community managers can use Community Builder to determine where recommendations appear.</p> <ul style="list-style-type: none"> • <code>CustomChannel2</code>—Custom recommendation channel. Not used by default. Work with your community manager to define custom channels. • <code>CustomChannel3</code>—Custom recommendation channel. Not used by default. Work with your community manager to define custom channels. • <code>CustomChannel4</code>—Custom recommendation channel. Not used by default. Work with your community manager to define custom channels. • <code>CustomChannel5</code>—Custom recommendation channel. Not used by default. Work with your community manager to define custom channels. • <code>DefaultChannel1</code>—Default recommendation channel. Recommendations appear by default on the Napili community home and question detail pages and in the feed in communities in the Salesforce1 mobile browser app. They also appear anywhere community managers add recommendations using Community Builder in communities using the Summer '15 or later version of the Napili template. 	

Parameter Name	Type	Description	Available Version
<code>contextAction</code>	String	<p>Action that the user just performed. Supported values are:</p> <ul style="list-style-type: none"> • <code>follow</code> • <code>view</code> <p>Use <code>contextAction</code> and <code>contextObjectId</code> together to get new recommendations based on the action just performed.</p>	33.0
<code>contextObjectId</code>	String	<p>ID of the object that the user just performed an action on.</p> <ul style="list-style-type: none"> • If <code>contextAction</code> is <code>follow</code>, <code>contextObjectId</code> is user ID, file ID, record ID, or topic ID (version 36.0 and later). • If <code>contextAction</code> is <code>view</code>, <code>contextObjectId</code> is user ID, file ID, group ID, or record ID. <p>Use <code>contextAction</code> and <code>contextObjectId</code> together to get new recommendations based on the action just performed.</p>	33.0
<code>followed</code>	String	<p>ID of a user. Provides new recommendations based on the context of this user ID.</p> <p> Important: Use <code>contextAction</code> and <code>contextObjectId</code> in version 33.0 and later.</p>	23.0–32.0
<code>maxResults</code>	Integer	<p>Maximum number of recommendation results; default is 10. Values must be from 1 to 99.</p>	23.0

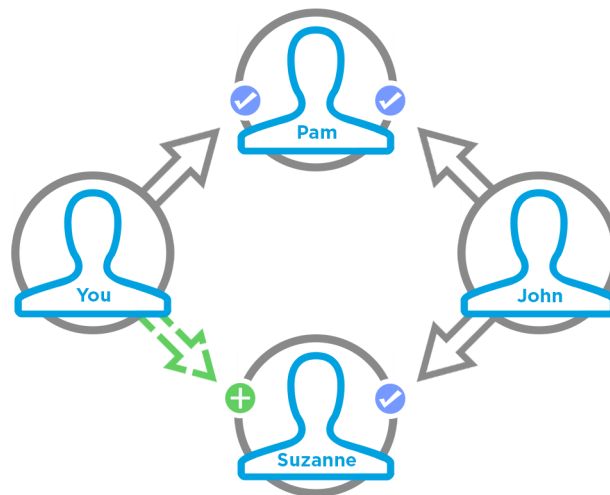
Parameter Name	Type	Description	Available Version
viewed	String	ID of a file. Provides new recommendations based on the context of this file ID. <div style="display: flex; align-items: flex-start;"> <div style="margin-right: 5px;"></div> <div> <p>Important: Use <code>contextAction</code> and <code>contextObjectId</code> in version 33.0 and later.</p> </div> </div>	23.0–33.0

Response body for GET[Recommendations](#)**Example request URL to get new recommendations based on an action just performed**

If you just followed Pam, who has a user ID of 005D0000001GLowIAB, use:

```
/chatter/users/me/recommendations/follow/users?contextAction=follow&contextObjectId=005D0000001GLowIAB
```

to get only recommendations of users who are followed by the same people who follow Pam. In this example, John follows Pam so you get a recommendation to follow Suzanne since John also follows Suzanne.

**Example request URL to get a list of files viewed by the same people who viewed the file you're viewing**

This URL provides the same list that displays in the People Also Viewed area on the file detail page for the given file ID.

```
/chatter/users/me/recommendations/view/files?contextAction=view&contextObjectId=069D00000000xNXIAY
```

SEE ALSO:

[Get Recommendations of Users to Follow](#)

User Recommendations for a Specific Action and Key Prefix

Returns the recommendations for the specified action and key prefix for the context user.

Resource

```
/chatter/users/userId/recommendations/action/idPrefix
```

```
/connect/communities/communityId/chatter/users/userId/recommendations/action/idPrefix
```

 **Note:** *userId* must be the ID of the context user or the alias me.

- Valid values for *action*:
 - follow
 - join
 - view
- The key prefix, or *idPrefix* in the resource URL, is the first three characters of the object ID and indicates the object type. Valid values for *idPrefix* in this URL are:
 - If *action* is *follow*, *idPrefix* is the key prefix for users (005), files (069), topics (0TO), or records (such as 001 or 003).
 - If *action* is *join*, *idPrefix* is the key prefix for groups (0F9).
 - If *action* is *view*, *idPrefix* is the key prefix for users (005), files (069), groups (0F9), records (such as 001 or 003), custom recommendations (ORD) in version 34.0 and later, or static recommendations (T) in version 35.0 and later.

Available since version

26.0

Requires Chatter

Yes


HTTP methods


GET or HEAD

Request parameters for GET

Parameter Name	Type	Description	Available Version
channel	String	Specifies a way to tie recommendations together, for example, to display recommendations in specific places in the UI or to show recommendations based on time of day or geographic locations. Values are: <ul style="list-style-type: none"> CustomChannel1—Custom recommendation channel. Not used by default. Work with your community 	36.0

Parameter Name	Type	Description	Available Version
		<p>manager to define custom channels. For example, community managers can use Community Builder to determine where recommendations appear.</p>	
		<ul style="list-style-type: none"> • CustomChannel12—Custom recommendation channel. Not used by default. Work with your community manager to define custom channels. 	
		<ul style="list-style-type: none"> • CustomChannel13—Custom recommendation channel. Not used by default. Work with your community manager to define custom channels. 	
		<ul style="list-style-type: none"> • CustomChannel14—Custom recommendation channel. Not used by default. Work with your community manager to define custom channels. 	
		<ul style="list-style-type: none"> • CustomChannel15—Custom recommendation channel. Not used by default. Work with your community manager to define custom channels. 	
		<ul style="list-style-type: none"> • DefaultChannel1—Default recommendation channel. Recommendations appear by default on the Napili community home and question detail pages and in the feed in communities in the Salesforce1 mobile browser app. They also appear anywhere community managers add recommendations using Community Builder in communities using the Summer '15 or later version of the Napili template. 	

Parameter Name	Type	Description	Available Version
<code>contextAction</code>	String	<p>Action that the user just performed. Supported values are:</p> <ul style="list-style-type: none"> • <code>follow</code> • <code>view</code> <p>Use <code>contextAction</code> and <code>contextObjectId</code> together to get new recommendations based on the action just performed.</p>	33.0
<code>contextObjectId</code>	String	<p>ID of the object that the user just performed an action on.</p> <ul style="list-style-type: none"> • If <code>contextAction</code> is <code>follow</code>, <code>contextObjectId</code> is user ID, file ID, record ID, or topic ID (version 36.0 and later). • If <code>contextAction</code> is <code>view</code>, <code>contextObjectId</code> is user ID, file ID, group ID, or record ID. <p>Use <code>contextAction</code> and <code>contextObjectId</code> together to get new recommendations based on the action just performed.</p>	33.0
<code>followed</code>	String	<p>ID of a user. Provides new recommendations based on the context of this user ID.</p> <p> Important: Use <code>contextAction</code> and <code>contextObjectId</code> in version 33.0 and later.</p>	23.0–32.0
<code>maxResults</code>	Integer	<p>Maximum number of recommendation results; default is 10. Values must be from 1 to 99.</p>	23.0

Parameter Name	Type	Description	Available Version
viewed	String	ID of a file. Provides new recommendations based on the context of this file ID.  Important: Use <code>contextAction</code> and <code>contextObjectId</code> in version 33.0 and later.	23.0–33.0

Example request URL

```
/chatter/users/me/recommendations/view/001
```

Response body for GET

[Recommendations](#)

User Recommendations for a Specific Action and Object ID

Returns the recommendation for the specified action and object ID for the context user. Also used to delete a recommendation.

Resource

```
/chatter/users/userId/recommendations/action/objectId
```

```
/connect/communities/communityId/chatter/users/userId/recommendations/action/objectId
```

 **Note:** `userId` must be the ID of the context user or the alias `me`.

- Valid values for `action`:
 - `follow`
 - `join`
 - `view` (version 25.0 and later)
- Valid values for `objectId`:
 - If `action` is `follow`, `objectId` is a user ID, file ID, record ID, or topic ID (version 36.0 and later).
 - If `action` is `join`, `objectId` is a group ID.
 - If `action` is `view`, `objectId` is a user ID, file ID, group ID, record ID, custom recommendation ID (version 34.0 and later), or `Today` for static recommendations (version 35.0 and later).

Available since version

24.0

Requires Chatter

Yes

HTTP methods

GET, DELETE, or HEAD

DELETE is used to remove a recommendation and is only valid for the following resources:

- /chatter/users/**userId**/recommendations/follow/**recommendedUserId**
- /chatter/users/**userId**/recommendations/follow/**recommendedFileId**
- /chatter/users/**userId**/recommendations/follow/**recommendedRecordId**
- /chatter/users/**userId**/recommendations/follow/**recommendedTopicId**
- /chatter/users/**userId**/recommendations/join/**recommendedGroupId**
- /chatter/users/**userId**/recommendations/view/**customRecommendationId**
- /chatter/users/**userId**/recommendations/view/Today

 **Note:** *userId* must be the ID of the context user or the alias me.

Response body for GET

[Recommendations](#)

Response body for DELETE

[204: Successful Delete](#)

User Recommendations for a Specific Action and Object Type

Returns the static recommendation for the specified action and object type for the context user. Also used to delete a static recommendation.

Resource

```
/chatter/users/userId/recommendations/action/objectEnum
```

```
/connect/communities/communityId/chatter/users/userId/recommendations/action/objectEnum
```

 **Note:** *userId* must be the ID of the context user or the alias me.

- Valid values for *action*:
 - view
- Valid values for *objectEnum*:
 - Today—Static recommendations that don't have an ID, for example, the Today app recommendation.

Available version

34.0

Requires Chatter

Yes

HTTP methods

GET, DELETE, HEAD

Response body for GET

[Recommendations](#)

Response body for DELETE

[204: Successful Delete](#)

User Reputation

Returns the specified community user's reputation.

Resource

```
/connect/communities/communityId/chatter/users/userId/reputation
```

Available version

32.0

Requires Chatter

Yes

HTTP methods

GET, HEAD

Response body[Reputation](#)

User Settings

Information about the context user's global Chatter settings.

Resource

```
/chatter/users/userId/settings
```

```
/connect/communities/communityId/chatter/users/userId/settings
```



Note: The `userId` must be the ID of the context user or the alias `me`.

Available since version

27.0

Requires Chatter

Yes

HTTP methods

GET, HEAD, or PATCH

Request body for PATCH**Root XML tag**

```
<userChatterSettings>
```

Properties

Name	Type	Description	Available Version
defaultGroup EmailFrequency	String	The default frequency with which a user receives email from a group when they join. Valid values are: <ul style="list-style-type: none"> • EachPost • DailyDigest • WeeklyDigest • Never 	27.0

Name	Type	Description	Available Version
		In communities, the <code>Email on every post</code> option is disabled once more than 10,000 members choose this setting for the group. All members who had this option selected are automatically switched to <code>Daily digests</code> .	

Request parameter for PATCH

Parameter Name	Type	Description	Available Since
<code>defaultGroupEmailFrequency</code>	String	The default frequency with which a user receives email from a group when they join. This setting does not affect groups a user is already a member of. Valid values are: <ul style="list-style-type: none"> • <code>EachPost</code> • <code>DailyDigest</code> • <code>WeeklyDigest</code> • <code>Never</code> 	27.0

Response body for GET, HEAD, or PATCH

[User Chatter Settings](#)

Response body example for GET

```
{"defaultGroupEmailFrequency": "Never"}
```

User Status



Note: This resource is no longer available as of version 25.0. Instead, use any feed resource, with the feed-item, such as `/chatter/feeds/news/me/feed-items`.

Returns the most recent user status feed item. Also used to update or delete user status. See [Using POST, PATCH, or PUT for Input](#).

Resource

```
/chatter/users/me/status
```

or

```
/chatter/users/userId/status
```

Available in versions

23.0–24.0

Requires Chatter

Yes

HTTP methods

GET, DELETE, POST or HEAD

Request body for POST**Root XML tag**

<userStatus>

Properties

Name	Type	Description	Available Version
body	Message Body Input	Description of message body.	23.0–24.0

Request parameter for POST

Name	Type	Description
text	String <i>Text to post</i>	Text of the item to be posted to the user's status

Response body for GET or POST[User Status](#)

Topics Recently Used

Topics recently used by the specified user. Get up to five topics most recently used by the specified user.

Resource

```
/chatter/users/userId/topics
```

```
/connect/communities/communityId/chatter/users/userId/topics
```

Available since version

28.0

Requires Chatter

Yes

HTTP methods

GET or HEAD

Response body[Topic Collection](#)

Zones Resources

Information about Chatter Answers zones.

Available resources:

Resource	Description
/connect/zones	A list of Chatter Answers zones in the organization. Get information about zones available to the context user.
/connect/zones/<i>zoneId</i>	Information about the specified Chatter Answers zone.
/connect/zones/<i>zoneId</i>/searchResults	Search results from a search in a Chatter Answers zone.

List of Zones

A list of Chatter Answers zones in the organization. Get information about zones available to the context user.

Resource

```
/connect/zones/
```

```
/connect/communities/communityId/zones/
```

Available version

29.0

Requires Chatter

No

HTTP methods

GET

Request parameters for GET

Parameter Name	Type	Description	Available Version
page	Integer	An integer specifying a page of items. The default value is 0, which returns the first page.	29.0
pageSize	Integer	Specifies the number of items per page. Valid values are between 1 and 250. The default value is 25.	29.0

Response body for GET

[Zone Page](#)

Zone Information

Information about the specified Chatter Answers zone.

Resource

```
/connect/zones/zoneId
```

```
/connect/communities/communityId/zones/zoneId
```

Available version

29.0

Requires Chatter

No

HTTP methods

GET

Response body for GET[Zone](#)

Zone Search Results

Search results from a search in a Chatter Answers zone.

Resource`/connect/zones/zoneId/search-results``/connect/communities/communityId/zones/zoneId/search-results`**Available version**

29.0

Requires Chatter

No

HTTP methods

GET

Request parameters for GET

Parameter Name	Type	Description	Optional or Required	Available Version
<code>filter</code>	String	A filter for the search results. One of these values: <ul style="list-style-type: none"> <code>Article</code>—Search results contain only articles. <code>Question</code>—Search results contain only questions. 	Optional	29.0
<code>language</code>	String	The language of the articles or questions. The value must be a Salesforce supported locale code. In an <code><apex:page></code> , the default value is the language of the page. Otherwise, the default value is the user's locale.	Optional	36.0
<code>page</code>	Integer	The page of items to return. The default value is 0, which returns the first page.	Optional	29.0
<code>pageSize</code>	Integer	The number of items per page. Valid values are from 1 through 100. The default value is 20.	Optional	29.0

Parameter Name	Type	Description	Optional or Required	Available Version
q	String	Required and cannot be <code>null</code> . Specifies the string to search. The search string must contain at least two characters, not including wildcards. See Wildcards .	Required	29.0

Response body for GET[Zone Search Result](#)

CHAPTER 6 Chatter REST API Request Bodies

To perform a POST, PATCH, or PUT request, pass query parameters or create a request body formatted in either XML or JSON. This chapter lists the request bodies. The query parameters are listed with each resource.

To create a JSON request body, specify the properties of the request body in JSON format.

This is an example of a Comment request body.

```
{
  "body" : "Let's look for a new solution."
}
```

If a request body is top-level, it has a root XML tag listed. To create an XML request body, nest the properties as XML tags inside the root XML tag.

This is the same Connect request body in XML format:

```
<comment>
  <body>Let's look for a new solution.</body>
</comment>
```

Action Link Definition Input

The definition of an action link. An action link is a button on a feed element. Clicking an action link can take a user to a Web page, initiate a file download, or invoke an API call to Salesforce or to an external server. An action link includes a URL and an HTTP method, and can include a request body and header information, such as an OAuth token for authentication. Use action links to integrate Salesforce and third-party services into the feed so that users can take action to drive productivity and accelerate innovation.

Usage

You can use context variables in the `actionUrl`, `headers`, and `requestBody` properties. Use context variables to pass information about the user who executed the action link to your server-side code. Salesforce substitutes the value when the action link is executed.

These are the available context variables:

Context Variable	Description
{!actionLinkId}	The ID of the action link the user executed.
{!actionLinkGroupId}	The ID of the action link group containing the action link the user executed.
{!communityId}	The ID of the community in which the user executed the action link. The value for your internal organization is the empty key "000000000000000000".

Context Variable	Description
{!communityUrl}	The URL of the community in which the user executed the action link. The value for your internal organization is empty string "".
{!orgId}	The ID of the organization in which the user executed the action link.
{!userId}	The ID of the user that executed the action link.

Root XML tag

```
<actionLinkDefinition>
```

JSON example

This example doesn't use a template:


```
{
  "actionType": "Api",
  "actionUrl": "/services/data/v36.0/chatter/feed-elements",
  "groupDefault": "true",
  "labelKey": "Post",
  "method": "Post",
  "requiresConfirmation": "true",
  "requestBody": "{ \"subjectId\": \"me\", \"feedElementType\": \"FeedItem\", \"body\": { \"messageSegments\": [ { \"type\": \"Text\", \"text\": \"Testing a post created via an API action link.\" } ] } }",
  "headers": [
    {
      "name": "Content-Type", "value": "application/json"
    }
  ]
}
```

This example uses a template:

```
{
  "templateId": "07gD00000004C9r",
  "templateBindings": [
    {
      "key": "Bindings.version",
      "value": "v33.0"
    }
  ]
}
```

Properties

Name	Type	Description	Required or Optional	Available Version
actionType	String	Defines the type of action link. Values are: <ul style="list-style-type: none"> api—The action link calls a synchronous API at the action URL. Salesforce sets the status to 	Required Can be defined in an action link template.	33.0

Name	Type	Description	Required or Optional	Available Version
actionUrl	String	<p>SuccessfulStatus or FailedStatus based on the HTTP status code returned by your server.</p> <ul style="list-style-type: none"> • ApiAsync—The action link calls an asynchronous API at the action URL. The action remains in a PendingStatus state until a third party makes a request to <code>/connect/action-links/<i>actionLinkId</i></code> to set the status to SuccessfulStatus or FailedStatus when the asynchronous operation is complete. • Download—The action link downloads a file from the action URL. • Ui—The action link takes the user to a Web page at the action URL. <p>Use Ui if you need to load a page before the user performs an action, for example, to have the user provide input or view something before the action happens.</p> <p>The action link URL. For example, a Ui action link URL is a Web page. A Download action link URL is a link to the file to download. Ui and Download action link URLs are provided to clients. An Api or ApiAsync action link URL is a REST resource. Api and ApiAsync action link URLs aren't provided to clients. Links to Salesforce can be relative. All other links must be absolute and start with <code>https://</code>.</p>	Required Can be defined in an action link template.	33.0
		<p> Tip: To avoid issues due to upgrades or changing functionality in your API, we recommend using a versioned API for <code>actionUrl</code>, for example, <code>https://www.example.com/api/v1/exampleResource</code>. If your API isn't versioned, you can use the <code>expirationDate</code> property of the Action Link Group Definition Input to avoid issues due</p>		

Name	Type	Description	Required or Optional	Available Version
		to upgrades or changing functionality in your API.		
<code>excludedUserId</code>	String	ID of a single user to exclude from performing the action. If you specify an <code>excludedUserId</code> , you can't specify a <code>userId</code> .	Optional Can be defined in an action link template using the <code>User Visibility and Custom User Alias</code> fields.	33.0
<code>groupDefault</code>	Boolean	<code>true</code> if this action is the default action link in the action link group; <code>false</code> otherwise. There can be only one default action link per action link group. The default action link gets distinct styling in the Salesforce UI.	Optional Can be defined in an action link template.	33.0
<code>headers</code>	Request Header Input[]	The request headers for the <code>Api</code> and <code>ApiAsync</code> action link types. See Authentication .	Optional Can be defined in an action link template.	33.0
<code>labelKey</code>	String	Key for the set of labels to show in the user interface. A set includes labels for these states: <code>NewStatus</code> , <code>PendingStatus</code> , <code>SuccessStatus</code> , <code>FailedStatus</code> . For example, if you use the <code>Approve</code> key, you get these labels: <code>Approve</code> , <code>Pending</code> , <code>Approved</code> , <code>Failed</code> . For a complete list of keys and labels, see Action Links Labels . If none of the predefined labels work for your action link, use a custom label. To use a custom label, create an action link template. See Create Action Link Templates .	Required Can be defined in an action link template.	33.0
<code>method</code>	String	One of these HTTP methods: <ul style="list-style-type: none"> <code>HttpDelete</code>—Returns HTTP 204 on success. Response body or output class is empty. 	Required Can be defined in an action link template.	33.0

Name	Type	Description	Required or Optional	Available Version
		<ul style="list-style-type: none"> <code>HttpGet</code>—Returns HTTP 200 on success. <code>HttpHead</code>—Returns HTTP 200 on success. Response body or output class is empty. <code>HttpPatch</code>—Returns HTTP 200 on success or HTTP 204 if the response body or output class is empty. <code>HttpPost</code>—Returns HTTP 201 on success or HTTP 204 if the response body or output class is empty. Exceptions are the batch posting resources and methods, which return HTTP 200 on success. <code>HttpPut</code>—Return HTTP 200 on success or HTTP 204 if the response body or output class is empty. 		
<code>requestBody</code>	String	<p>The request body for <code>Api</code> and <code>ApiAsync</code> action link types.</p> <p> Note: Escape quotation mark characters in the <code>requestBody</code> value.</p>	Optional Can be defined in an action link template.	33.0
<code>requiresConfirmation</code>	Boolean	<code>true</code> to require the user to confirm the action; <code>false</code> otherwise.	Required Can be defined in an action link template.	33.0
<code>userId</code>	String	The ID of the user who can execute the action. If not specified or <code>null</code> , any user can execute the action. If you specify a <code>userId</code> , you can't specify an <code>excludedUserId</code> .	Optional Can be defined in an action link template using the <code>User Visibility</code> and <code>Custom User Alias</code> fields.	33.0

SEE ALSO:

[Define Action Links and Post with a Feed Element](#)

Action Link Group Definition Input

The definition of an action link group. All action links must belong to a group. Action links in a group are mutually exclusive and share some properties. Define stand-alone actions in their own action group.

Information in the action link definition can be sensitive to a third party (for example, OAuth bearer token headers). For this reason, only requests made via the connected app that created the action link definition can read, modify, or delete the definition. In addition, the user making the request must have created the definition or have "View All Data" permission.

Root XML tag

```
<actionLinkGroup>
```

JSON example

This example instantiates an action link group definition without a template:

```
{
  "actionLinks": [
    {
      "actionType": "Api",
      "labelKey": "Like",
      "groupDefault": "true",
      "actionUrl": "https://test.com/this",
      "method": "HttpPost",
      "requiresConfirmation": "false"
    },
    {
      "actionType": "Api",
      "labelKey": "Unlike",
      "groupDefault": "false",
      "actionUrl": "https://test.com/that",
      "method": "HttpPost",
      "requiresConfirmation": "false"
    }
  ],
  "executionsAllowed": "OncePerUser",
  "expirationDate": "2014-07-07T23:59:11.168Z",
  "category": "Primary"
}
```

This example instantiates an action link group definition from a template:

```
{
  "templateId": "07gD00000004C9r",
  "templateBindings": [
    {
      "key": "Bindings.version",
      "value": "v33.0"
    }
  ]
}
```

Properties

Name	Type	Description	Required or Optional	Available Version
<code>actionLinks</code>	Action Link Definition Input[]	The action links in the group. Within an action link group, action links are displayed in the order listed in the <code>actionLinks</code> property of the Action Link Group Definition Input request body. Within a feed item, action link groups are displayed in the order specified in the <code>actionLinkGroupIds</code> property of the Associated Actions Capability Input request body.	Required to instantiate this action link group without a template. To instantiate from a template, don't specify a value.	33.0
<code>category</code>	String	Indicates the priority and relative locations of action links in an associated feed item. Values are: <ul style="list-style-type: none"> <code>Primary</code>—The action link group is displayed in the body of the feed element. <code>Overflow</code>—The action link group is displayed in the overflow menu of the feed element. <p>You can create up to three action links in a <code>Primary</code> group and up to four in an <code>Overflow</code> group.</p>	Required to instantiate this action link group without a template. To instantiate from a template, don't specify a value.	33.0
<code>executionsAllowed</code>	String	Defines the number of times an action link can be executed. Values are: <ul style="list-style-type: none"> <code>Once</code>—An action link can be executed only once across all users. <code>OncePerUser</code>—An action link can be executed only once for each user. <code>Unlimited</code>—An action link can be executed an unlimited number of times by each user. If the action link's <code>actionType</code> is <code>Api</code> or <code>ApiAsync</code>, you can't use this value. 	Required to instantiate this action link group without a template. To instantiate from a template, don't specify a value.	33.0
<code>expirationDate</code>	Date	ISO 8601 date string, for example, 2011-02-25T18:24:31.000Z, that	Required to instantiate this action link group without a template.	33.0

Name	Type	Description	Required or Optional	Available Version
		<p>represents the date and time this action link group is removed from associated feed items and can no longer be executed. The <code>expirationDate</code> must be within one year of the creation date.</p> <p>If the action link group definition includes an OAuth token, it is a good idea to set the expiration date of the action link group to the same value as the expiration date of the OAuth token so that users can't execute the action link and get an OAuth error.</p> <p>To set a date when instantiating from a template, see Set the Action Link Group Expiration Time.</p>	Optional to instantiate from a template.	
<code>templateBindings</code>	Action Link Template Binding Input[]	A collection of key-value pairs to fill in binding variable values or a custom user alias from an action link template. To instantiate this action link group from an action link template that uses binding variables, you must provide values for all the variables. See Define Binding Variables .	To instantiate without a template, don't specify a value. Required to instantiate this action link group from a template that uses binding variables.	33.0
<code>templateId</code>	String	The ID of the action link group template from which to instantiate this action link group.	To instantiate without a template, don't specify a value. Required to instantiate this action link group from a template.	33.0

SEE ALSO:

[Define Action Links and Post with a Feed Element](#)

[Define Action Links and Post with a Feed Element](#)

[Define Action Links in a Template and Post with a Feed Element](#)

Action Link Input

The desired execution status of an action link.

Root XML tag

```
<actionLink>
```

JSON example

```
{ "status" : "SuccessfulStatus" }
```

Properties

Name	Type	Description	Required or Optional	Available Version
status	String	<p>The current status of the action. Values are:</p> <ul style="list-style-type: none"> <code>FailedStatus</code>—The action link execution failed. <code>NewStatus</code>—The action link is ready to be executed. Available for <code>Download</code> and <code>Ui</code> action links only. <code>PendingStatus</code>—The action link is executing. Choosing this value triggers the API call for <code>Api</code> and <code>ApiAsync</code> action links. <code>SuccessfulStatus</code>—The action link executed successfully. 	Required	33.0

SEE ALSO:

[Update the Status of an Action Link or Invoke an Action Link](#)

Action Link Template Binding Input

A key-value pair to fill in a binding variable value from an action link template.

JSON example

```
{
  "key": "version",
  "value": "33.0"
}
```

Properties

Name	Type	Description	Required or Optional	Available Version
key	String	The name of the binding variable key specified in the action link template in	Required	33.0

Name	Type	Description	Required or Optional	Available Version
		Setup. For example, if the binding variable in the template is <code>{!Binding.firstName}</code> , the key is <code>firstName</code>		
<code>value</code>	String	The value of the binding variable key. For example, if the key is <code>firstName</code> , this value could be <code>Joan</code> .	Required	33.0

Announcement Input

An announcement.

Root XML tag

```
<announcement>
```

JSON example for creating an announcement

```
{
  "body": {
    "messageSegments": [
      {
        "text": "Please install the updates for all iOS devices.",
        "type": "Text"
      }
    ]
  },
  "parentId": "0F9B0000000004S",
  "expirationDate": "2016-02-22T00:00:00.000Z"
}
```

JSON example for creating an announcement using an existing feed item

```
{
  "feedItemId": "0D5D00000000DaZBKA0",
  "expirationDate": "2016-02-22T00:00:00.000Z"
}
```

JSON example for updating an announcement

```
{
  "expirationDate": "2016-02-22T00:00:00.000Z",
  "isArchived": "false"
}
```

Properties

Name	Type	Description	Required or Optional	Available Version
body	MessageBodyInput	Text of the announcement.	Required for creating an announcement if <code>feedItemId</code> isn't specified Don't specify for updating an announcement.	31.0
expirationDate	Date	The Salesforce UI displays an announcement until 11:59 p.m. on this date unless another announcement is posted first. The Salesforce UI ignores the time value in the <code>expirationDate</code> . However, you can use the time value to create your own display logic in your own UI.	Required for creating an announcement Optional for updating an announcement	31.0
feedItemId	String	ID of an <code>AdvancedTextPost</code> feed item that is the body of the announcement.	Required for creating an announcement if <code>body</code> isn't specified Don't specify for updating an announcement.	36.0
isArchived	Boolean	Specifies whether the announcement is archived.	Optional	36.0
parentId	String	ID of the parent entity for the announcement, that is, a group ID when the announcement appears in a group.	Required for creating an announcement if <code>feedItemId</code> isn't specified Don't specify for updating an announcement.	36.0

Name	Type	Description	Required or Optional	Available Version
sendEmails	Boolean	Specifies whether the announcement is sent as an email to all group members regardless of their email setting for the group. If Chatter emails aren't enabled for the organization, announcement emails aren't sent. Default value is <code>false</code> .	Optional for creating an announcement Don't specify for updating an announcement	36.0

Associated Actions Capability Input

Describes action links that can be created or updated on a feed element. To associate an action link group with a feed element, the client must be the same connected app that created the action link group definition and the user must either be the user who created the definition or have "View all Data" permission.

An action link is a button on a feed element. Clicking an action link can take a user to a Web page, initiate a file download, or invoke an API call to Salesforce or to an external server. An action link includes a URL and an HTTP method, and can include a request body and header information, such as an OAuth token for authentication. Use action links to integrate Salesforce and third-party services into the feed so that users can take action to drive productivity and accelerate innovation.

JSON example


```
"associatedActions": {
  "actionLinkGroupIds": ["0Agxx00000000d1CAA", "0Agxx00000000d2DFY"]
}
```

Properties

Name	Type	Description	Required or Optional	Available Version
actionLinkGroupIds	String[]	The action link group IDs to associate with the feed element. Associate one <code>Primary</code> and up to 10 total action link groups to a feed item. Action link groups are returned in the order specified in this property. Get an action link group ID in the response from a request to /connect/action-link-group-definitions .	Required	33.0

Async Query Input

Create an asynchronous query job.

 **Note:** This feature is currently available to select customers through a pilot program. To be nominated to join this pilot program, contact salesforce.com. Additional terms and conditions may apply to participate in the pilot program. Please note that pilot

programs are subject to change, and as such, we cannot guarantee acceptance into this pilot program or a particular time frame in which this feature can be enabled. Any unreleased services or features referenced in this document, press releases, or public statements are not currently available and may not be delivered on time or at all. Customers who purchase our services should make their purchase decisions based upon features that are currently available.

Root XML tag

```
<asyncQueryInput>
```

JSON example

```
{
  "query": "select NewValue from FieldHistoryArchive where ArchiveFieldName = 'NumberOfEmployees'",
  "targetFieldMap": {
    "NewValue": "TargetNewValue__c"
  },
  "targetObject": "MyResult__c"
}
```

Properties

Name	Type	Description	Required or Optional	Available Version
query	String	SOQL query string. The pilot release supports these SOQL features in <code>WHERE</code> statements: simple equality filtering; <code>AND</code> and <code>OR</code> clauses; 1-level relationship fields (no subqueries); <code>GROUP BY</code> ; aggregate functions <code>COUNT (field)</code> , <code>SUM ()</code> , <code>AVG ()</code> .	Required	35.0
targetFieldMap	Map<String, String>	A map showing which SOQL query fields correspond to which target object fields.	Required	35.0
targetObject	String	An object that stores the results of the SOQL query. The object can be a standard or custom Salesforce object, a big object, or an external object.	Required	35.0

SEE ALSO:

[Async Query](#)

Attachment Input: Canvas App

 **Important:** This request body isn't available in version 32.0 and later. In version 32.0 and later, use [Canvas Capability Input](#).

XML

In XML request bodies, `attachmentType` is an attribute of the `<attachment>` element.

```
<attachment attachmentType="Canvas">
  <developerName>TravelApp</developerName>
</attachment>
```

JSON

```
{ "attachment" :
  {
    "attachmentType" : "Canvas",
    "developerName" : "TravelApp",
    "namespacePrefix" : "dev_org",
    "parameters" : "{&quot;itinerary&quot;:&quot;123&quot;}",
    "height" : "250px",
    "title" : "TravelItinerary",
  }
}
```

Properties

Name	Type	Description	Available Version
<code>attachmentType</code>	String	The attachment type. Must contain the value <code>Canvas</code> .	29.0–31.0
<code>description</code>	String	Optional. The description of the canvas app.	29.0–31.0
<code>developerName</code>	String	The developer name (API name) of the canvas app	29.0–31.0
<code>height</code>	String	Optional. The height of the canvas app in pixels. Default height is 200 pixels.	29.0–31.0
<code>namespacePrefix</code>	String	Optional. The namespace prefix of the Developer Edition organization in which the canvas app was created.	29.0–31.0
<code>parameters</code>	String	Optional. Parameters passed to the canvas app in JSON format. The JSON must be escaped.	29.0–31.0
<code>thumbnailUrl</code>	String	Optional. The URL to a thumbnail image for the canvas app. Maximum dimensions are 120x120 pixels.	29.0–31.0
<code>title</code>	String	Optional. The title of the link used to call the canvas app.	29.0–31.0

Attachment Input: Existing Content



Important: This request body isn't available in version 32.0 and later. In version 32.0 and later, use [Content Capability Input](#).

XML

In XML request bodies, `attachmentType` is an attribute of the `<attachment>` element.

```
<attachment attachmentType="ExistingContent">
  <contentDocumentId>069...</contentDocumentId>
</attachment>
```

JSON

```
{ "attachment":
  {
    "attachmentType": "ExistingContent",
    "contentDocumentId": "069D00000001FHF"
  }
}
```

Properties

Name	Type	Description	Available Version
<code>attachmentType</code>	String	The attachment type. Must contain the value <code>ExistingContent</code> .	27.0–31.0
<code>contentDocumentId</code>	String	ID of the existing content	23.0–31.0

Attachment Input: Feed Poll

 **Important:** This request body isn't available in version 32.0 and later. In version 32.0 and later, use [Poll Capability Input](#).

XML

Note that in XML, the choices for the poll are each wrapped in a `<choice>` element and `attachmentType` is an attribute of the `<attachment>` element. For example:

```
<attachment attachmentType="Poll">
  <pollChoices>
    <choice>One</choice>
    <choice>Two</choice>
  </pollChoices>
</attachment>
```

JSON

```
{ "attachment":
  {
    "attachmentType": "Poll",
    "pollChoices": [
      "Monday",
      "Tuesday"
    ]
  }
}
```

Properties

Name	Type	Description	Available Version
attachmentType	String	The attachment type. Must contain the value <code>POLL</code> .	27.0–31.0
pollChoices	String []	A list of choices used in the feed poll.	26.0–31.0

Attachment Input: Link

 **Important:** This request body isn't available in version 32.0 and later. In version 32.0 and later, use [Link Capability Input](#).

XML

The `attachmentType` property is an attribute of the `<attachment>` element. For example:

```
<attachment attachmentType="Link">
  <url>http://www.google.com</url>
  <urlName>A search engine</urlName>
</attachment>
```

JSON

```
{ "attachment":
  {
    "attachmentType": "Link",
    "url": "http://www.salesforce.com",
    "urlName": "Salesforce"
  }
}
```

Properties

Name	Type	Description	Available Version
attachmentType	String	The attachment type. Must contain the value <code>Link</code> .	27.0–31.0
url	String	URL included in the attachment.	23.0–31.0
urlName	String	Optional. Name of the URL. If not provided, a name is generated from the domain name of the URL.	23.0–31.0

Attachment Input: New File Upload

 **Important:** This request body isn't available in version 32.0 and later. In version 32.0 and later, use [Content Capability Input](#).

To upload a new file, provide the binary file in a multipart/form-data body part where name="feedItemFileUpload". See [Uploading Binary Files](#).

XML


The `attachmentType` property is an attribute of the `<attachment>` element. For example:

```
<attachment attachmentType="NewFile">
  <description>TPS Report (with cover)</description>
  <title>TPS.txt</title>
</attachment>
```

JSON

```
{ "attachment":
  {
    "attachmentType": "NewFile",
    "description": "TPS Report (with cover)",
    "title": "TPS.txt"
  }
}
```

Properties

Name	Type	Description	Available Version
<code>attachmentType</code>	String	The attachment type. Must contain the value <code>NewFile</code> .	27.0–31.0
<code>desc</code>	String	Description of the file.  Attention: This parameter should not be used as of version 27.0. Use <code>description</code> instead.	23.0–26.0
<code>description</code>	String	Optional. Description of the file.	27.0–31.0
<code>title</code>	String	Title of the file.	24.0–31.0

Banner Photo Input

A banner photo.


Root XML tag

```
<bannerPhoto>
```

JSON example

```
{
  "cropHeight" : "120",
  "cropWidth" : "240",
  "fileId" : "069D00000001IOh"
}
```


Properties

Name	Type	Description	Required or Optional	Available Version
cropHeight	Integer	Height of the crop rectangle in pixels.	Optional	36.0
cropWidth	Integer	Width of the crop rectangle in pixels.	Optional	36.0
cropX	Integer	X position of the crop rectangle from the left edge of the image in pixels. Top left is position (0,0).	Optional	36.0
cropY	Integer	Y position of the crop rectangle from the top edge of the image in pixels. Top left is position (0,0).	Optional	36.0
fileId	String	ID of an existing file. The key prefix must be 069, and the file size must be less than 8 MB.  Note: Images uploaded on the Group page and on the User page don't have file IDs and therefore can't be used.	Required to use an existing file	36.0
versionNumber	Integer	Version number of an existing file. If not provided, the latest version is used.	Optional	36.0

Batch Collection Input

Describes a collection of inputs for a batch request.

JSON example

```
{
  "inputs": [
    {
      "richInput": {
        "subjectId": "me",
        "body": {
          "messageSegments": [
            {
              "type": "Text",
              "text": "Post Number 1"
            }
          ]
        }
      },
      "feedElementType": "FeedItem"
    },
    {
      "richInput": {
        "subjectId": "me",
        "body": {
```

```

        "messageSegments": [
          {
            "type": "Text",
            "text": "Post Number 2"
          }
        ],
        "feedElementType": "FeedItem"
      }
    ]
  }
}

```

Properties

Name	Type	Description	Required or Optional	Available Version
inputs	Batch Input[]	Collection of inputs (request bodies) to be processed together. Every Batch Input request body's <code>richInput</code> property must contain the same type of request body.	Required	32.0

Batch Input

A single batch input to nest in a batch collection input.

JSON example

Example without a binary part:

```

{
  "richInput": {
    "subjectId": "me",
    "body": {
      "messageSegments": [
        {
          "type": "Text",
          "text": "Post Number 1"
        }
      ]
    },
    "feedElementType": "FeedItem"
  }
}

```

Example with a binary part:

```

{
  "binaryPartNames": [
    "bin1"
  ],
  "richInput": {
    "subjectId": "me",
    "body": {
      "messageSegments": [

```


```

    {
      "type": "Text",
      "text": "Please accept this receipt"
    }
  ],
  "capabilities": {
    "content": {
      "description": "Receipt for expenses",
      "title": "receipt.pdf"
    }
  },
  "feedElementType": "FeedItem"
}

```

In this example, the name parameter in the `Content-Disposition` header of the binary body part must have the value `bin1`.

Properties

Name	Type	Description	Required or Optional	Available Version
<code>binaryPartNames</code>	<code>String[]</code>	List of the name parameters in the <code>Content-Disposition</code> header of the binary body parts to include with this input. If this value exists, the corresponding binary part must be included in the request.  Note: When used with the /chatter/feed-elements/batch resource, this property can contain only one value, not a list of values.	Optional	32.0
<code>richInput</code>		An input body (<i>request body</i>) for the request. The <code>richInput</code> property must contain the request body that the resource expects. The /chatter/feed-elements/batch resource expects a Feed Item Input request body.	Required	32.0

Bookmarks Capability Input

Create or update a bookmark on a feed element.

Root XML tag

```

<bookmarksCapability>
  <isBookmarkedByCurrentUser>true</isBookmarkedByCurrentUser>
</bookmarksCapability>

```

JSON example

```
{
  "isBookmarkedByCurrentUser": true
}
```

Properties

Name	Type	Description	Required or Optional	Available Version
isBookmarkedByCurrentUser	Boolean	Specifies if the feed element should be bookmarked for the user (true) or not (false).	Required	32.0

Canvas Capability Input

Create or update a canvas app associated with a feed element.

Root XML tag

```
<canvasCapability>
  <developerName>true</developerName>
  <title>true</title>
</canvasCapability>
```

JSON example

```
{
  "developerName": "myNewApp",
  "title": "My New App"
}
```

Properties

Name	Type	Description	Required or Optional	Available Version
description	String	A description of the canvas app. The maximum size is 255 characters.	Optional	32.0
developerName	String	The API name (developer name) of the connected app.	Required	32.0
height	String	The height of the canvas app in pixels.	Optional	32.0
namespacePrefix	String	A unique namespace prefix for the canvas app.	Optional	32.0
parameters	String	JSON parameters passed to the canvas app.	Optional	32.0

Name	Type	Description	Required or Optional	Available Version
thumbnailUrl	String	A thumbnail URL to a preview image. The maximum thumbnail size is 120 pixels by 120 pixels.	Optional	32.0
title	String	A title for the canvas link.	Required	32.0

Comment Input

Root XML tag


```
<comment>
```

JSON

The following example attaches an existing file to a comment:

```
{
  "body" : {
    "messageSegments" : [
      {
        "text" : "FY14 Sales Projections",
        "type" : "Text"
      }
    ]
  },
  "capabilities": {
    "contentDocumentId": "069D00000001FHF"
  }
}
```

Properties

Name	Type	Description	Available Version
attachment	Depends on type.	Optional. Values are: <ul style="list-style-type: none"> Attachment Input: Existing Content Attachment Input: New File Upload  Important: As of version 32.0, use the <code>capabilities</code> property.	24.0–31.0
body	Message Body Input	The body of the comment. Feed item and comment bodies have a 10,000 character limit. Because this limit can change, we recommend that clients make a <code>describeObjects()</code> call on the <code>FeedItem</code> or <code>FeedComment</code> object. To determine the maximum number of allowed characters,	23.0

Name	Type	Description	Available Version
		look at the length of the <code>Body</code> or <code>CommentBody</code> field. To edit this property in a comment, make a PATCH request to <code>/chatter/comments/commentId</code> . Editing comments is supported in version 34.0 and later.	
<code>capabilities</code>	Comment Capabilities Input	Capabilities of the comment, such as a file attachment	32.0

SEE ALSO:

[Post a Comment](#)[Post a Comment and Include a File from Salesforce](#)[Post an @Mention](#)[Post Multiple @Mentions](#)[Edit a Comment](#)

Comment Capabilities Input

Root XML tag

```
<commentCapabilities>
```

Properties

Name	Type	Description	Available Version
<code>content</code>	Content Capability Input	A file attachment.	32.0

Content Capability Input

Create or update a file associated with a comment.

To attach or remove files from a feed post (instead of a comment) in version 36.0 and later, use [Files Capability Input](#).

Root XML tag

```
<contentCapability>
  <contentDocumentId>069D00000001pyS</contentDocumentId>
</contentCapability>
```

JSON example

```
{
  "contentDocumentId": "069D00000001pyS"
}
```

Properties

Name	Type	Description	Required or Optional	Available Version
contentDocumentId	String	ID of the existing content.	Required for existing content Not supported for new content	32.0
description	String	Description of the file to be uploaded.	Optional for new content Not supported for existing content	32.0
sharingOption	String	Sharing option of the file. Values are: <ul style="list-style-type: none"> Allowed—Resharing of the file is allowed. Restricted—Resharing of the file is restricted. 	Optional	35.0
title	String	Title of the file. This value is used as the file name for new content. For example, if the title is My Title, and the file is a .txt file, the file name is My Title.txt.	Required for new content Not supported for existing content	32.0

Custom List Audience Criteria Input

The criteria for the custom list type of recommendation audience.

Root XML tag

```
<criteria>
```

JSON example

```
{
  "memberOperationType" : "Add",
  "members" : {
    "userIds" : [
      "005B00000000Ge16",
      "005D00000001GpHp"
    ]
  },
}
```

```

    "type" : "CustomList"
  }

```

Properties

Name	Type	Description	Required or Optional	Available Version
member OperationType	String	The operation to carry out on the audience members. Values are: <ul style="list-style-type: none"> • Add—Adds specified members to the audience. • Remove—Removes specified members from the audience. 	Required to update a recommendation audience Don't use or specify <code>null</code> to create a recommendation audience	36.0
members	User ID Collection Input	A collection of user IDs. When updating an audience, you can include up to 100 members. An audience can have up to 100,000 members, and each community can have up to 100 audiences.	Required to update a recommendation audience Don't use or specify <code>null</code> to create a recommendation audience	36.0
type	String	Value must be <code>CustomList</code> .	Required	36.0

Datacloud Contact Import Input

Input representation of the criteria for importing records as contacts or leads.

Root XML tag

```
<DatacloudCompanyImportInput>
```

JSON Example Add Contact

To add the records as contacts, include a `parentAccountId`.

```

{
  "datacloudContactIds": [ 10344600, 42701050, 45995423 ],
  "parentAccountId": "09KR00000004C9rMAE"
}

```

JSON Example Add Lead

Without a `parentAccountId`, the records are added as leads.

```

{
  "datacloudContactIds": [ 10344600, 42701050, 45995423 ]
}

```


Properties

Name	Type	Description	Required or Optional	Available Version
datacloudContactIds	String[]	A list of the <code>contactIds</code> to import. There can be from 1 up to 200 <code>contactIds</code> in a comma-separated list. Requests with more than 200 contacts fail.	Required	36.0
parentAccountId	String	The <code>accountId</code> for the selected account that is in your organization.	Optional	36.0

Datacloud Order Input

A list of Data.com identification numbers that are used to purchase contacts or companies by a specific user type.

Root XML tag

```
<DatacloudOrder>
```

JSON example

```
{
  "companyIds": [
    "23456",
    "24548"
  ],
  "userType": "Monthly"
}
```

Properties

Name	Type	Description	Required or Optional	Available Version
companyIds	String	The list of companies to purchase. If <code>contactIds</code> are included with <code>companyIds</code> , your purchase fails.	Required to purchase companies	32.0
contactIds	String	The list of contacts to purchase. If <code>companyIds</code> are included with <code>contactIds</code> , your purchase fails.	Required to purchase contacts	32.0
userType	String	The Data.com user type. <ul style="list-style-type: none"> <code>Monthly</code>—A user type that's assigned monthly point limits for purchasing Data.com records. Only the assigned user can use monthly points. Points expire at the end of the month. <code>Monthly</code> is the default setting for <code>DatacloudUserType</code>. <code>Listpool</code>—A user type that allows users to draw from a pool of points to purchase Data.com records. 	Optional	32.0

Dashboard Component Snapshot Input

Root XML tag

```
<dashboardComponentSnapshot>
```

JSON

```
{
  "parentId" : "0F9D00000000I40",
  "feedItemBody" : {
    "messageSegments" : [
      {
        "text" : "Sales Heat",
        "type" : "Text"
      }
    ]
  }
}
```

Properties

Name	Type	Description	Available Version
parentId	String	A user, group, or dashboard ID to which you are posting the snapshot.	25.0
filterId1	String	Optional. A dashboard filter item ID.	25.0
filterId2	String	Optional. A second dashboard filter item ID.	25.0
filterId3	String	Optional. A third dashboard filter item ID.	25.0
feedItemBody	Message Body Input	Contains the text that accompanies the feed item associated with the dashboard component snapshot.	25.0
runningUserId	String	Optional. A user ID from which the view of the dashboard will be created, if other than the creator.	25.0

Environment Hub SSO User Mapping Input

Creates an SSO mapping between a user in an Environment Hub org and a user in an Environment Hub member org.

Root XML tag

```
<ssoUserMapping>
```

JSON example

```
{
  "hubUserId": "005B00000000F6SNIA0",
```

```

"memberUsername": "jeanSmith"
}

```

Properties

Name	Type	Description	Required or Optional	Available Version
hubUserId	String	The ID of a user in an Environment Hub organization.	Required	36.0
memberUsername	String	The username of a user in an Environment Hub member organization.	Required	36.0

SEE ALSO:

[Environment Hub SSO User Mapping Generator](#)

Feed Element Capabilities Input

A container for all capabilities that can be included when creating a feed element.

In API version 30.0 and earlier, most feed items can have comments, likes, topics, and so on. In version 31.0 and later, every feed item (and feed element) can have a unique set of *capabilities*. If a capability property exists on a feed element, that capability is available, even if the capability property doesn't have a value. For example, if the `ChatterLikes` capability property exists on a feed element (with or without a value), the context user can like that feed element. If the capability property doesn't exist, it isn't possible to like that feed element. A capability can also contain associated data. For example, the `Moderation` capability contains data about moderation flags.

XML example

```

<capabilities>
  <associatedActions>
    <actionLinkGroupIds>
      <actionLinkGroupId/>0Agxx0000000d1CAA<actionLinkGroupId/>
      <actionLinkGroupId/>0Agxx0000000d2DFY<actionLinkGroupId/>
    </actionLinkGroupIds>
  </associatedActions>
  <bookmarksCapability>
    <isBookmarkedByCurrentUser>>false</isBookmarkedByCurrentUser>
  </bookmarksCapability>
  <files>
    <items>
      <file>
        <id>069D00000001IOh</id>
      </file>
      <file>
        <id>069D00000002IOg</id>
      </file>
    </items>
  </files>
</capabilities>

```


JSON example

```

"capabilities": {
  "associatedActions": {
    "actionLinkGroupIds": ["0Agxx00000000d1CAA", "0Agxx00000000d2DFY"]
  },
  "bookmarks": {
    "isBookmarkedByCurrentUser": false
  },
  "files": {
    "items": [
      {"id": "069D00000001IOh"},
      {"id": "069D00000002IOg"}
    ]
  }
}

```

Properties

Name	Type	Description	Required or Optional	Available Version
associated Actions	Associated Actions Capability Input	Describes action links that can be created or updated on a feed element. To associate an action link group with a feed element, the client must be the same connected app that created the action link group definition and the user must either be the user who created the definition or have “View all Data” permission.	Optional	31.0
bookmarks	Bookmarks Capability Input	Create or update a bookmark on a feed element.	Optional	32.0
canvas	Canvas Capability Input	Create or update a canvas app associated with a feed element.	Optional	32.0
content	Content Capability Input	Attach or update a file on a comment. Use this class to attach a new file or update a file that has already been uploaded to Salesforce.  Important: This request body isn't available for feed posts in version 36.0 and later. In version 36.0 and later, use Files Capability Input .	Optional	32.0–35.0
files	Files Capability Input	Attach up to five files that have already been uploaded or remove one or more files from a feed element.	Optional	36.0
link	Link Capability Input	Create or update a link attached to a feed element.	Optional	32.0

Name	Type	Description	Required or Optional	Available Version
poll	Poll Capability Input	Create, update, or vote on a poll attached to a feed element.	Optional	32.0
questionAndAnswers	Question and Answers Capability Input	Create or edit a question feed element or set the best answer of the existing question feed element.	Optional	32.0

SEE ALSO:

[Edit a Question Title and Post](#)

Feed Favorite Input

Root XML tag

```
<favorite>
```

JSON for POST

```
{
  "searchText" : "release",
  "targetId" : "0TOD0000000099d"
}
```

Properties for POST

Name	Type	Description	Available Version
searchText	String	Text of the feed search. Use this parameter for feed searches only.	24.0
targetId	String	Id of the topic. Use this parameter for topics only.	28.0

JSON for PATCH

```
{
  "updateLastViewDate" : "true"
}
```

Properties for PATCH

Name	Type	Description	Available Version
updateLastViewDate	Boolean	Sets the last view date of the specified feed favorite to the current system time. Default value is <code>false</code> .	24.0

Feed Item Input

Root XML tag


```
<feedItem>
```


JSON



The following example attaches a poll to a feed item:

```
{
  "body": {
    "messageSegments": [
      {
        "type": "Text",
        "text": "When should we meet for release planning?"
      }
    ]
  },
  "capabilities": {
    "poll": {
      "choices": [
        "Monday",
        "Tuesday"
      ]
    }
  },
  "feedElementType": "FeedItem",
  "subjectId": "me"
}
```

Properties

Name	Type	Description	Required or Optional	Available Version
attachment	Depends on type.	<p>You can specify only one of these values in the attachment parameter. Values are:</p> <ul style="list-style-type: none"> Attachment Input: Canvas App (v29.0–31.0) Attachment Input: Existing Content (v23.0–31.0) Attachment Input: Feed Poll (v26.0–31.0) Attachment Input: Link (v23.0–31.0) Attachment Input: New File Upload (v23.0–31.0) <p> Important: As of API version 32.0, use the <code>capabilities</code> property.</p>	Optional	

Name	Type	Description	Required or Optional	Available Version
body	Message Body Input	<p>Description of message body. Feed item and comment bodies have a 10,000 character limit. Because this limit can change, we recommend that clients make a <code>describeObjects()</code> call on the <code>FeedItem</code> or <code>FeedComment</code> object. To determine the maximum number of allowed characters, look at the length of the <code>Body</code> or <code>CommentBody</code> field. The body can contain up to 25 mentions.</p> <p>If you specify <code>originalFeedElementId</code> to share a feed item, use the <code>body</code> property to add the first comment to the feed item.</p> <p>To edit this property in a feed item, make a PATCH request to <code>/chatter/feed-elements/feedElementId</code>. Editing feed posts is supported in version 34.0 and later.</p>	Required unless the feed item has a content capability or a link capability	23.0
capabilities	Feed Element Capabilities Input	The capabilities that define the behavior of this feed element.	Optional	31.0
isBookmarkedByCurrentUser	Boolean	<p>Specifies whether to bookmark the new feed item for the user (<code>true</code>) or not (<code>false</code>). The default value is <code>false</code>.</p> <p> Important: As of API version 32.0, use the <code>capabilities.bookmarks.isBookmarkedByCurrentUser</code> property.</p>	Optional	24.0–31.0
feedElementType	String	<p>The type of feed element this input represents.</p> <p>The only valid value is <code>FeedItem</code>.</p>	Required	31.0

Name	Type	Description	Required or Optional	Available Version
<code>originalFeedElementId</code>	String	To share a feed element, specify its 18-character ID.  Note: You can't share a post and upload a file in the same request body.	Optional	31.0
<code>originalFeedItemId</code>	String	To share a feed item, specify its 18-character ID.  Important: As of API version 32.0, use the <code>originalFeedElementId</code> property.	Optional	24.0–31.0
<code>subjectId</code>	String	The ID of the parent this feed element is being posted to. This value can be the ID of a user, group, or record, or the string <code>me</code> to indicate the context user.	Required	31.0

Name	Type	Description	Required or Optional	Available Version
<code>visibility</code>	String	<p>Who can see the post. Valid values are:</p> <ul style="list-style-type: none"> <code>InternalUsers</code>—If Communities is enabled, only members of the default, internal community can see the feed item. <code>AllUsers</code>—If Communities is enabled, all members of the community can see the feed item. <p>Default values:</p> <ul style="list-style-type: none"> For external users, the default value is <code>AllUsers</code>. External users must use this value to see their posts. For internal users, the default value is <code>InternalUsers</code>. Internal users can accept this value or use the value <code>AllUsers</code> to allow external users to see their posts. <p>If the parent of the feed item is a <code>User</code> or a <code>Group</code>, the <code>visibility</code> of the feed item must be <code>AllUsers</code>.</p>	Optional	26.0

SEE ALSO:

[Post a Feed Item](#)[Post a Feed Element and Include Files from Salesforce](#)[Post a Rich-Text Feed Element](#)[Post a Feed Element with an Inline Image](#)[Post an @Mention](#)[Post Multiple @Mentions](#)[Define Action Links and Post with a Feed Element](#)[Define Action Links in a Template and Post with a Feed Element](#)[Edit a Feed Post](#)[Edit a Question Title and Post](#)[Share a Feed Item](#)[Post to a Group](#)

Feed Item Topic Input

Root XML tag

```
<feedItemTopic>
```

JSON


The following example attaches a new topic to a feed item:

```
{ "topicName": "W3C"
}
```

Properties

Name	Type	Description	Required or Optional	Available Version
topicId	String	ID of an existing topic	Required for existing topics if the topicName property isn't used	29.0
topicName	String	Name of a new or existing topic, up to 150 characters	Required for new topics; required for existing topics if the topicId property isn't used	29.0

Feed Poll Input

 **Important:** This request body isn't available in version 32.0 and later. In version 32.0 and later, use [Poll Capability Input](#).

Root XML tag

```
<feedPoll>
```

Properties

Name	Type	Description	Available Version
myChoiceId	String	ID of an existing choice on the feed poll. Used to specify the ID of the poll choice that the current user is voting on.	26.0–31.0

File Input

Describes a new file input. To upload a file, provide the binary file in a multipart/form-data body part where name="fileData". See [Uploading Binary Files](#).

Root XML tag

```
<fileInput>
```

JSON

```
{
  "desc": "Employee Survey Results",
  "title": "emp_surv_results"
}
```

Properties

Name	Type	Description	Required or Optional	Available Version
content ModifiedDate	Date	File-specific last modified date that can be used to set a client-side modified date.	Optional	32.0
desc	String	Description of the file to be uploaded.	Optional	24.0
includeExternal FilePermissions Info	Boolean	Specifies whether to include permission information, such as whether the file is shared and what are the available permission types, for external files. This property can be used with POST requests to <code>/connect/files/users/userId</code> but not with POST requests to <code>/connect/files/fileId</code> .	Optional	35.0
isInMyFileSync	Boolean	<code>true</code> if the file is synced with Salesforce Files Sync; <code>false</code> otherwise.	Optional	31.0
isMajorVersion	Boolean	<code>true</code> if the file is a major version; <code>false</code> if the file is a minor version. Major versions can't be replaced.	Optional	31.0
parentFolderId	String	ID of the containing folder.	Optional	31.0
repository FileId	String	ID of the external file.	Optional	32.0
repositoryId	String	ID of the external data source.	Optional	32.0
reuseReference	Boolean	Specifies whether to reuse the latest version of a reference you own to an external file rather than creating a duplicate reference.	Optional	36.0
sharingOption	String	Sharing option of the file. Values are: <ul style="list-style-type: none"> Allowed—Resharing of the file is allowed. Restricted—Resharing of the file is restricted. 	Optional	35.0
title	String	Title of the file.	Optional	24.0

File ID Input

Attach a file that has already been uploaded or remove a file from a feed element.

XML example

```
<file>
  <id>069D00000001IOh</id>
</file>
```

JSON example

```
{
  "id": "069D00000001IOh",
  "operationType": "add"
}
```

Properties

Name	Type	Description	Required or Optional	Available Version
id	String	ID of a file that has already been uploaded.	Required	36.0
operationType	String	Specifies the operation to carry out on the file. Values are: <ul style="list-style-type: none"> Add—Adds the file to the feed element. Remove—Removes the file from the feed element. Remove operations are processed before Add operations. Adding content that is already added and removing content that is already removed result in no operation.	Optional If not specified, defaults to Add.	36.0

Files Capability Input

Attach up to five files that have already been uploaded or remove one or more files from a feed element.

XML example

```
<files>
  <items>
    <file>
      <id>069D00000001IOh</id>
    </file>
    <file>
      <id>069D00000002IOg</id>
    </file>
  </items>
</files>
```

JSON example

```
{
  "items": [
    {
      "id": "069D00000001IOh",
      "operationType": "add"
    },
    {
      "id": "069D00000002IOg",
      "operationType": "add"
    }
  ]
}
```

Properties

Name	Type	Description	Required or Optional	Available Version
items	File ID Input[]	A collection of file IDs and the operations to be carried out on the files.	Required	36.0

File Shares Input

Root XML tag

```
<fileShares>
```

JSON example

```
{
  "message": "I shared a document with you.",
  "shares": [
    { "id": "005D0000001Az41", "sharingType": "V" },
    { "id": "005D0000001B2ny", "sharingType": "C" }
  ]
}
```

Properties

Name	Type	Description	Available Version
message	String	Private message body that's sent to the recipients. If Salesforce Communities is enabled, an email is sent instead of a private message.	30.0
shares	Share Input[]	Collection of Share Input request bodies	30.0

Files Connect Field Value Input

The fields of the item type.

Root XML tag

```
<fields>
```

JSON example

```
{
  "name" : "title",
  "value" : "Content Hub Simple Create Specs"
}
```

Properties

Name	Type	Description	Required or Optional	Available Version
name	String	Name of the field.	Required	35.0
value	String	Value of the field.	Required	35.0

Files Connect Item Input

The item type ID and fields of the item type.

Root XML tag

```
<contentHubInputItem>
```

JSON example

```
{
  "itemTypeId" : "GoogleDocument",
  "fields" : [
    {
      "name" : "title",
      "value" : "Content Hub Simple Create Specs"
    },
    {
      "name" : "description",
      "value" : "Document explaining the various connect api endpoints required for simple create"
    }
  ]
}
```

Properties

Name	Type	Description	Required or Optional	Available Version
fields	Files Connect Field Value Input[]	List of fields for the item to be created.	Required to create a SharePoint file in a repository because	35.0

Name	Type	Description	Required or Optional	Available Version
			the file name is required; otherwise optional	
itemId	String	ID of the item type.	Required to create a file in a repository	35.0

Files Connect Permission Collection Input

A collection of permissions to apply or remove.

Root XML tag

```
<contentHubPermissions>
```

JSON example

```
{
  "permissionsToApply": [
    {
      "directoryEntryId" : "Anyone",
      "permissionTypesIds" : ["CanView"]
    }
  ],
  "permissionsToRemove": [
    {
      "directoryEntryId" : "AnyoneInMyDomain",
      "permissionTypesIds" : ["CanDelete","CanEdit"]
    }
  ]
}
```

Properties

Name	Type	Description	Required or Optional	Available Version
permissionsToApply	Files Connect Permission Input[]	List of permissions to apply to the file.	Required if permissionsToRemove isn't specified	35.0
permissionsToRemove	Files Connect Permission Input[]	List of permissions to remove from the file.	Required if permissionsToApply isn't specified	35.0

Files Connect Permission Input

A permission.

Root XML tag

```
<contentHubPermission>
```

JSON example

```
{
  "directoryEntryId" : "AnyoneInMyDomain",
  "permissionTypesIds" : ["CanView","CanEdit"]
}
```

Properties

Name	Type	Description	Required or Optional	Available Version
directoryEntryId	String	ID of the user or group.	Required	35.0
permissionTypesIds	String[]	List of IDs of the permission types.	Required	35.0

Folder Input

Root XML tag

```
<folderInput>
```

JSON example

```
{
  "path" : "my_documents/my_folder"
}
```

Properties

Name	Type	Description	Available Version
isInMyFileSync	Boolean	<code>true</code> if the folder and all folders in this folder are synced with Salesforce Files Sync; <code>false</code> otherwise. Setting <code>isInMyFileSync</code> is valid only for the root folder. Once set to <code>true</code> , <code>isInMyFileSync</code> can't be set to <code>false</code> .	33.0
name	String	The name of the folder. Either <code>path</code> or <code>name</code> is required. If you specify both, <code>path</code> is used and <code>name</code> is ignored.	30.0

Name	Type	Description	Available Version
parentFolderId	String	The ID of the parent folder. Either <code>parentFolderId</code> or <code>path</code> is required. You can't include both.	30.0
path	String	The path of the folder. For example, <code>my documents/folder</code> .	30.0

Folder Item Input

Root XML tag

```
<folderItem>
```

JSON example

```
{
  "file" :
    {
      "desc" : "Yearly Report for Universal Containers Box Division",
      "title" : "Yearly.txt"
    },
  "type" : "File"
}
```

Properties

Name	Type	Description	Required or Optional	Available Version
file	File Input	A file in a folder	Required to POST a <code>File</code>	30.0
folder	Folder Input	A folder in a folder	Required to POST a <code>Folder</code>	30.0
type	String	The item type. One of these values: <ul style="list-style-type: none"> • <code>File</code> • <code>Folder</code> 	Required	30.0


Following Input

Root XML tag

```
<following>
```

Properties

Name	Type	Description	Available Version
subjectId	String	The ID of what to follow, for example, a user ID, a record ID, a file ID, a topic ID, and so on.	23.0 Topic IDs are available in 29.0

 **Note:** Use [Group Member Input](#) for adding members to groups.

SEE ALSO:

[Follow a Record](#)

Generic Batch Collection Input

Root XML Tag

<batch>

JSON

```
{
  "batchRequests" : [
    {
      "method" : "Get",
      "url" : "/v36.0/chatter/feeds/news/me"
    },
    {
      "method" : "Get",
      "url" : "/v36.0/chatter/feeds/user-profile/me"
    }
  ]
}
```

Properties

Name	Type	Description	Available Version
batchRequests	Generic Batch Input []	Collection of Batch Request Input request bodies containing the subrequest URLs to execute.	28.0

Name	Type	Description	Available Version
haltOnError	Boolean	<p>The default value is <code>false</code>.</p> <p>If the value is <code>false</code> and a subrequest in the batch does not complete, Salesforce attempts to execute subsequent subrequests in the batch.</p> <p>If the value is <code>true</code> and a subrequest in the batch does not complete due to an HTTP response in the 400 or 500 range, Salesforce halts execution. It does not attempt to execute subsequent subrequests in the batch, and it returns an HTTP 412 status code and a <code>BATCH_PROCESSING_HALTED</code> error message for each subsequent subrequest indicating that a previous request was unsuccessful. The top-level request to <code>/connect/batch</code> returns HTTP 200 and the <code>hasErrors</code> property in the response is set to <code>true</code>.</p>	28.0

SEE ALSO:

[Like a Feed Item and Return the Total Number of Likes](#)

Generic Batch Input

Root XML Tag

```
<request>
```

JSON

```
{
  "method" : "Get",
  "url" : "/v28.0/chatter/feeds/news/me"
}
```

Properties

Name	Type	Description	Available Version
binaryPartName	String	<p>The name of the binary part in the multipart request.</p> <p>When there are multiple binary parts uploaded in one batch request, this value is used to map a request to its binary part. To prevent name collisions, use a unique value for each</p>	28.0

Name	Type	Description	Available Version
binaryPartNameAlias	String	<p>binaryPartName property in a batch request.</p> <p>This property is optional. If this value exists, a binaryPartNameAlias value must also exist.</p>	28.0
method	String	<p>One of these HTTP methods:</p> <ul style="list-style-type: none"> • <code>HttpDelete</code>—Returns HTTP 204 on success. Response body or output class is empty. • <code>HttpGet</code>—Returns HTTP 200 on success. • <code>HttpHead</code>—Returns HTTP 200 on success. Response body or output class is empty. • <code>HttpPatch</code>—Returns HTTP 200 on success or HTTP 204 if the response body or output class is empty. • <code>HttpPost</code>—Returns HTTP 201 on success or HTTP 204 if the response body or output class is empty. Exceptions are the batch posting resources and methods, which return HTTP 200 on success. • <code>HttpPut</code>—Return HTTP 200 on success or HTTP 204 if the response body or output class is empty. 	28.0
richInput		<p>The input body for the request.</p> <p>The type depends on the request specified in the <code>url</code> property.</p> <p>This property is optional.</p>	28.0
url	String	<p>The Chatter API resource to request. This value is called a <i>subrequest</i>.</p> <p>The subrequest URL can start with:</p> <ul style="list-style-type: none"> • <code>/services/data/version</code>, for example, <code>/services/data/v36.0/chatter/users/me</code>. 	28.0

Name	Type	Description	Available Version
		<ul style="list-style-type: none"> • / version, for example, <code>/v36.0/chatter/users/me</code>. The version number must be less than or equal to the version of the request given to the <code>/connect/batch</code> request URL. <p>Additional information about subrequests:</p> <ul style="list-style-type: none"> • The URL can include any query string parameters that the subrequest supports. The query string must be URL-encoded. • You can use parameters to filter response bodies. • You cannot apply headers at the subrequest level. 	

Group Chatter Settings Input

Root XML tag

```
<groupChatterSettings>
```

Properties

A user's Chatter settings.

Name	Type	Description	Available Version
emailFrequency	String	<p>The frequency with which a group member receives email from a group. Valid values are:</p> <ul style="list-style-type: none"> • EachPost • DailyDigest • WeeklyDigest • Never <p>In communities, the <code>Email on every post</code> option is disabled once more than 10,000 members choose this setting for the group. All members who had this option selected are automatically switched to <code>Daily digests</code>.</p>	27.0

Group Information Input

JSON

```
{
  "text" : "Post questions about the API.",
  "title" : "API Questions"
}
```

Properties

Name	Type	Description	Available Version
text	String	The text in the "Information" section of the group. HTML is not supported. The maximum length is 4000 characters (bytes).	28.0
title	String	The title in the "Information" section of the group. The maximum length is 240 characters (bytes).	28.0

Group Input

Root XML Tag

```
<group>
```

JSON

```
{
  "announcement" : "0D5D0000000K4XT",
  "canHaveChatterGuests" : "true",
  "description" : "This group is building a powerful API.",
  "information" : {
    "text" : "Read this section before you post to the group.",
    "title" : "Information"
  },
  "isArchived" : "false",
  "isAutoArchiveDisabled" : "false",
  "name" : "Chatter API",
  "owner" : "00590000000DmPw",
  "visibility" : "PublicAccess"
}
```

Properties

Name	Type	Description	Available Version
announcement	String	An announcement ID. An announcement displays in a designated location in the Salesforce UI until 11:59 p.m. on its expiration date, unless it's deleted or replaced by another announcement.	31.0
canHaveChatterGuests	Boolean	<code>true</code> if this group allows Chatter customers, <code>false</code> otherwise. After this property is set to <code>true</code> , it cannot be set to <code>false</code> .	29.0
description	String	The "Description" section of the group	29.0
information	Group Information Input	The "Information" section of the group. In the Web UI, the "Information" section is above the "Description" section. If the group is private, the "Information" section is visible only to members. The "Description" section is visible to everyone.	28.0
isArchived	Boolean	<code>true</code> if the group is archived, <code>false</code> otherwise. Defaults to <code>false</code> .	29.0
isAutoArchiveDisabled	Boolean	<code>true</code> if automatic archiving is turned off for the group, <code>false</code> otherwise. Defaults to <code>false</code> .	29.0
isBroadcast	Boolean	<code>true</code> if only group owners and managers can create posts in the group, <code>false</code> otherwise. Defaults to <code>false</code> .	36.0
name	String	The name of the group	29.0
owner	String	The ID of the group owner. This property is available for PATCH requests only.	29.0

Name	Type	Description	Available Version
visibility	String	Specifies the group visibility type. One of the following values: <ul style="list-style-type: none"> PrivateAccess—Only members of the group can see posts to this group. PublicAccess—All users within the community can see posts to this group. Unlisted—Reserved for future use. 	29.0

SEE ALSO:

[Create a Group](#)

Group Member Input

Root XML tag

`<member>`

JSON example

```
{
  "role" : "GroupManager",
  "userId" : "005B00000000Ge16"
}
```

Properties

Name	Type	Description	Available Version
role	String	The role of the member. One of these values: <ul style="list-style-type: none"> GroupManager StandardMember 	29.0
userId	String	The user ID of the member to be added to the group.	23.0

SEE ALSO:

[Join a Group](#)

Group Membership Request Update

Root XML tag

`<groupMembershipRequestUpdate>`

Properties

Name	Type	Description	Available Version
responseMessage	String	Use this property to provide a message to the user if their membership request is declined. The value of this property is used only when the value of the <code>status</code> property is <code>Declined</code> . The maximum length is 756 characters.	27.0
status	String	Valid values: <ul style="list-style-type: none"> Accepted Declined 	27.0

SEE ALSO:

[Approve or Reject a Request to Join a Private Group](#)

Group Record Input

Record to add to a Chatter group.

Root XML tag

```
<groupRecord>
```

JSON example

```
{"recordId" : "001D000000Io9cD"}
```

Properties

Name	Type	Description	Required or Optional	Available Version
recordId	String	ID of the record.	Required	34.0

Link Capability Input

Create or update a link attached to a feed element.

Root XML tag

```
<linkCapability>
  <url>http://www.example.com</url>
  <urlName>Example</urlName>
</linkCapability>
```

JSON example

```
{
  "url": "http://www.example.com",
  "urlName": "Example"
}
```

Properties

Name	Type	Description	Required or Optional	Available Version
url	String	URL of the link.	Required	32.0
urlName	String	Name of the link.	Optional	32.0

Managed Topic Input

A managed topic.

Root XML tag

```
<managedTopic>
```

JSON example using recordId

This example creates a managed topic from an existing standard topic (using the `recordId` of the standard topic). It also creates a topic hierarchy by assigning a parent topic with the `parentId`.

```
{
  "managedTopicType": "Navigational",
  "parentId": "0mtR000000001KLIAY",
  "recordId": "0TOD00000000cwk"
}
```

JSON example using name

This example creates a new managed topic by name and creates a topic hierarchy by assigning a parent topic with the `parentId`.

```
{
  "name": "Child Topic",
  "managedTopicType": "Navigational",
  "parentId": "0mtR000000001KLIAY"
}
```

Properties

Name	Type	Description	Required or Optional	Available Version
managedTopic Type	String	Type of managed topic. <ul style="list-style-type: none"> Featured—Topics that are featured, for example, on the community home page, but don't provide overall navigation. 	Required	32.0

Name	Type	Description	Required or Optional	Available Version
		<ul style="list-style-type: none"> Navigational—Topics that display in a navigational menu in the community. <p>A topic can be associated with up to two managed topic types, so a topic can be both a <code>Featured</code> topic and a <code>Navigational</code> topic.</p> <p>You can create up to 25 managed topics per <code>managedTopicType</code>.</p> <p>To create a child managed topic, specify <code>Navigational</code> as the <code>managedTopicType</code> and specify a <code>parentId</code>.</p>		
<code>name</code>	String	Name of the managed topic.	Required for new topics You must specify either <code>name</code> or <code>recordId</code> . You can't specify both.	32.0
<code>parentId</code>	String	ID of the parent managed topic. If you specify a <code>parentId</code> , also specify <code>Navigational</code> as the <code>managedTopicType</code> . You can create up to three levels (parent, direct children, and their children) of managed topics and up to 10 children managed topics per managed topic.	Optional	35.0
<code>recordId</code>	String	ID of the record to become a managed topic. In version 32.0, <code>recordId</code> must be a topic ID.	Required for existing topics if the <code>Name</code> property isn't used You must specify either <code>name</code> or <code>recordId</code> . You can't specify both.	32.0

SEE ALSO:

[Create a Topic Hierarchy in Communities](#)

Managed Topic Position Collection Input

A collection of relative positions of managed topics.

Root XML tag

```
<managedTopicPositionCollection>
```

JSON example

```
{
  "managedTopicPositions" : [
    {
      "managedTopicId" : "0mtD0000000001aIAA",
      "position" : "0"
    },
    {
      "managedTopicId" : "0mtD0000000002qIAA",
      "position" : "2"
    }
  ]
}
```

Properties

Name	Type	Description	Required or Optional	Available Version
managedTopicPositions	Managed Topic Position Input[]	<p>Collection of managed topic position request bodies. This collection can include <code>Featured</code> and <code>Navigational</code> managed topics and doesn't have to include all managed topics.</p> <p>If you don't include all managed topics in <code>managedTopicPositions</code>, the managed topics are reordered by respecting the positions indicated in <code>managedTopicPositions</code>. Any managed topics that aren't included in <code>managedTopicPositions</code> are pushed down to the next available position. See Reorder managed topics example.</p>	Required	32.0

Reorder managed topics example

If you have these managed topics:

Managed Topic	Position
ManagedTopicA	0
ManagedTopicB	1

Managed Topic	Position
ManagedTopicC	2
ManagedTopicD	3
ManagedTopicE	4

And you reorder managed topics by including this information in Managed Topic Position Collection Input:

Managed Topic	Position
ManagedTopicD	0
ManagedTopicE	2

The result is:

Managed Topic	Position
ManagedTopicD	0
ManagedTopicA	1
ManagedTopicE	2
ManagedTopicB	3
ManagedTopicC	4

Managed Topic Position Input

The relative position of a managed topic.

Root XML tag

```
<managedTopicPosition>
```

JSON example

```
{
  "managedTopicId" : "0mtD0000000001aIAA",
  "position" : "0"
}
```

Properties

Name	Type	Description	Required or Optional	Available Version
managedTopicId	String	ID of existing managed topic.	Required	32.0

Name	Type	Description	Required or Optional	Available Version
<code>position</code>	Integer	Relative position of the managed topic, indicated by zero-indexed, ascending whole numbers.	Required	32.0

Message Body Input

Name	Type	Description	Available Version
<code>messageSegments</code>	Segments[]	<p>Collection of message segments, based on type. Segments can be one of the following:</p> <ul style="list-style-type: none"> • Message Segment Input: Hash Tag • Message Segment Input: Inline Image (version 35.0 and later) • Message Segment Input: Link • Message Segment Input: Markup Begin (version 35.0 and later) • Message Segment Input: Markup End (version 35.0 and later) • Message Segment Input: Mention • Message Segment Input: Text 	23.0

SEE ALSO:


[Edit a Comment](#)

[Edit a Feed Post](#)

[Edit a Question Title and Post](#)

Message Segment Input: Hash Tag

Represents an inline hash tag. The use of this segment is optional because hash tags are also parsed out of Text segments.

Name	Type	Description	Available Version
tag	String	Text of the hash tag without the hash tag.  Note: Closing square brackets (]) are not supported in hash tag text. If the text contains a closing square bracket (]), the hash tag ends at the bracket.	23.0 Multiple word hash tags are available in version 28.0.
type	String	Value is <code>Hashtag</code> .	23.0

Message Segment Input: Inline Image

An inline image segment.

Properties

Name	Type	Description	Required or Optional	Available Version
altText	String	Alt text for the inline image.	Optional If not specified, the title of the inline image file is used as the alt text.	35.0
fileId	String	ID of the inline image file.	Required	35.0
type	String	Value is <code>InlineImage</code> .	Required	35.0

Message Segment Input: Link

Represents an inline link to a URL. If a link is provided as input without whitespace text before it, a space is inserted. If a link is provided as input without whitespace text after it, a space is inserted. The use of this segment is optional because links are also parsed out of Text segments.

Name	Type	Description	Available Version
type	String	Value is <code>Link</code> .	23.0
url	URL	URL to be used for the link.	23.0

Message Segment Input: Markup Begin

The beginning tag for rich text markup.

Properties

Name	Type	Description	Required or Optional	Available Version
markupType	String	Specifies the type of rich text markup. <ul style="list-style-type: none"> • <code>Bold</code>—Bold tag. • <code>Italic</code>—Italic tag. • <code>ListItem</code>—List item tag. • <code>OrderedList</code>—Ordered list tag. • <code>Paragraph</code>—Paragraph tag. • <code>Strikethrough</code>—Strikethrough tag. • <code>Underline</code>—Underline tag. • <code>UnorderedList</code>—Unordered list tag. 	Required	35.0
type	String	Value is <code>MarkupBegin</code> .	Required	35.0

Message Segment Input: Markup End

The end tag for rich text markup.

Properties

Name	Type	Description	Required or Optional	Available Version
markupType	String	Specifies the type of rich text markup. <ul style="list-style-type: none"> • <code>Bold</code>—Bold tag. • <code>Italic</code>—Italic tag. • <code>ListItem</code>—List item tag. • <code>OrderedList</code>—Ordered list tag. • <code>Paragraph</code>—Paragraph tag. • <code>Strikethrough</code>—Strikethrough tag. • <code>Underline</code>—Underline tag. • <code>UnorderedList</code>—Unordered list tag. 	Required	35.0
type	String	Value is <code>MarkupEnd</code> .	Required	35.0

Message Segment Input: Mention

Represents an inline mention of a user or group. You must provide a user or group ID. No spaces are added. When creating a feed item or a comment, you can include up to 25 mentions.

Name	Type	Description	Available Version
id	String	ID of the user or group to be mentioned.	23.0 Groups are available in 29.0
type	String	Value is <code>Mention</code>	23.0

Message Segment Input: Text

Represents plain inline text. Text that looks like a link and is surrounded by space is converted into a link segment. Text prefixed with a hash and surrounded by square brackets (`[]`) is converted into a hash tag segment. Multiple word hash tags are available in version 28.0 and higher.

Name	Type	Description	Available Version
text	String	Plain text for this segment.	23.0
type	String	Only value is <code>Text</code> .	23.0

SEE ALSO:

[Edit a Comment](#)

[Edit a Feed Post](#)

[Edit a Question Title and Post](#)

Moderation Flag Input

Root XML tag

```
<moderationFlag>
```

JSON

```
{
  "visibility" : "ModeratorsOnly"
}
```

Properties

Name	Type	Description	Available Version
visibility	String	Specifies the visibility behavior of a flag for various user types. <ul style="list-style-type: none"> <code>ModeratorsOnly</code>—The flag is visible only to users with moderation permissions on the flagged element or item. <code>SelfAndModerators</code>—The flag is visible to the creator of the flag and to users with moderation permissions on the flagged element or item. 	30.0

Mute Capability Input

Mute or unmute a feed element.

Root XML tag

```
<muteCapability>
```

JSON example

```
{
  "isMutedByMe": true
}
```

Properties

Name	Type	Description	Required or Optional	Available Version
isMutedByMe	Boolean	Indicates whether the feed element is muted for the context user. Default value is <code>false</code> .	Required	35.0

New User Audience Criteria Input

The criteria for the new members type of recommendation audience.

Root XML tag

```
<criteria>
```

JSON example

```
{
  "value": "30",
  "type": "MaxDaysInCommunity"
}
```

Properties

Name	Type	Description	Required or Optional	Available Version
value	Double	The maximum number of days since a user became a community member. For example, if you specify <code>30</code> , anyone who became a community member in the last 30 days is included in the new members audience.	Required	36.0
type	String	Value must be <code>MaxDaysInCommunity</code> .	Required	36.0

Photo Input

Describes a photo input.

Root XML tag


```
<photo>
```

JSON example

```
{
  "cropSize" : "120",
  "cropX" : "0",
  "cropY" : "0",
  "fileId" : "069D00000001I0h"
}
```

Properties

Name	Type	Description	Required or Optional	Available Version
cropSize	Integer	The length, in pixels, of any edge of the crop square.	Required to crop an uploaded file or an existing file.	29.0
cropX	Integer	The position X, in pixels, from the left edge of the image to the start of the crop square. Top left is position (0,0).	Required to crop an uploaded file or an existing file.	29.0
cropY	Integer	The position Y, in pixels, from the top edge of the image to the start of the crop square. Top left is position (0,0).	Required to crop an uploaded file or an existing file.	29.0
fileId	String	18-character ID of an existing file. The key prefix must be 069 and the file size must be less than 2 GB.	Required to choose an existing file.	25.0

 **Note:** Images uploaded on the Group page and on the

Name	Type	Description	Required or Optional	Available Version
		User page don't have file IDs and therefore can't be used.		
versionNumber	Integer	Version number of an existing file. If not provided, the latest version is used.	Optional	25.0

SEE ALSO:

[Update and Crop a Group Photo](#)

[Update and Crop a User Photo](#)

[Create and Schedule Custom Recommendations with Audiences](#)

Poll Capability Input

Create, update, or vote on a poll attached to a feed element.

XML example

```
<pollCapability>
  <pollChoices>
    <choice>Monday</choice>
    <choice>Tuesday</choice>
  </pollChoices>
</pollCapability>
```

JSON example

```
{
  "choices" : [
    "Monday", "Tuesday"
  ]
}
```

Properties

Name	Type	Description	Required or Optional	Available Version
choices	String[]	The choices used to create a new poll. You must specify 2–10 poll choices for each poll.	Required for creating a poll	32.0
myChoiceId	String	ID of an existing choice on the feed poll. Used to vote on an existing poll.	Required for voting on a poll	32.0

Push Notification Input

A push notification.

Root XML tag

```
<pushNotification>
```

JSON example

```
{
  "appName" : "TestApp",
  "namespace" : "abc",
  "userIds" : ["005x00000013dPK", "005x00000013dPL"],
  "payload" : "{ 'aps':{ 'alert': 'test', 'badge': 0, 'sound': 'default' } }"
```

Properties

Name	Type	Description	Required or Optional	Available Version
appName	String	The API name of the connected app that the push notification is sent to.	Required	31.0
namespace	String	The namespace of the connected app that the push notification is sent to.	Required if the namespace is set	31.0
payload	String	The push notification payload in JSON format.	Required	31.0
userIds	String[]	The push notification recipient user ids.	Required	31.0

Question and Answers Capability Input

Create or edit a question feed element or set the best answer of the existing question feed element.

Root XML tag

```
<questionAndAnswersCapability>
  <bestAnswerId>0D7D000000001MAKAY</bestAnswerId>
</questionAndAnswersCapability>
```

JSON example

```
{
  "bestAnswerId": "0D7D000000001MAKAY"
}
```

Properties

Name	Type	Description	Required or Optional	Available Version
bestAnswerId	String	A comment ID to use as a best answer for a question feed element. The best answer comment must already exist on the question feed element.	Required to PATCH the best answer. Not supported in POST requests.	32.0
questionTitle	String	Title for a question feed element. To edit the title of a question, make a PATCH request to <code>/chatter/feed-elements</code> <code>/feedElementId</code> Editing question titles is supported in version 34.0 and later.	Required to POST or PATCH a question.	32.0

SEE ALSO:

[Edit a Question Title and Post](#)

Recommendation Audience Input

A recommendation audience.

Root XML tag`<recommendationAudience>`**JSON example for updating a custom list recommendation audience**

```
{
  "criteria" : {
    "memberOperationType" : "Add",
    "members" : {
      "userIds" : [
        "005B0000000Ge16",
        "005D0000001GpHp"
      ]
    },
    "type" : "CustomList"
  },
  "name" : "My Custom List"
}
```

JSON example for updating a new members recommendation audience

```
{
  "criteria" : {
    "value" : "30",
    "type" : "MaxDaysInCommunity"
  },
}
```

```

    "name" : "New Hires"
  }

```



JSON example for creating a recommendation audience

```

{
  "name" : "Custom App Users"
}

```

Properties

Name	Type	Description	Required or Optional	Available Version
criteria	Custom List Audience Criteria Input or New User Audience Criteria Input	The criteria for the recommendation audience type.	Optional If not specified when creating a recommendation audience, the audience criteria type defaults to custom list.	36.0
member OperationType	String	 Important: This property is available only in version 35.0. In version 36.0 and later, use Custom List Audience Criteria Input . The operation to carry out on the audience members. Values are: <ul style="list-style-type: none"> • Add—Adds specified members to the audience. • Remove—Removes specified members from the audience. 	Required to update a recommendation audience Don't use or specify <code>null</code> to create a recommendation audience	35.0 only
members	User ID Collection Input	 Important: This property is available only in version 35.0. In version 36.0 and later, use Custom List Audience Criteria Input . A collection of user IDs. When updating an audience, you can include up to 100 members. An audience can have up to 100,000 members, and each community can have up to 100 audiences.	Required to update a recommendation audience Don't use or specify <code>null</code> to create a recommendation audience	35.0 only

Name	Type	Description	Required or Optional	Available Version
name	String	The unique name of the recommendation audience.	Optional to update a recommendation audience Required to create a recommendation audience	35.0

SEE ALSO:

[Create and Schedule Custom Recommendations with Audiences](#)

Recommendation Definition Input

A recommendation definition.

JSON example

```
{
  "actionUrl" : "https://www.example.com",
  "actionUrlName" : "Launch",
  "explanation" : "Click this link to learn more!",
  "name" : "Corporate Training Project",
  "title" : "Want to learn more about Corporate Training Project?"}
```

Properties

Name	Type	Description	Required or Optional	Available Version
actionUrl	String	The URL for acting on the recommendation, for example, the URL to join a group.	Required for creating a recommendation definition. Optional for updating an existing recommendation definition.	33.0
actionUrlName	String	The text label for the action URL in the user interface, for example, "Launch."	Required for creating a recommendation definition. Optional for updating an existing recommendation definition.	34.0

Name	Type	Description	Required or Optional	Available Version
explanation	String	The explanation, or body, of the recommendation.	Required for creating a recommendation definition. Optional for updating an existing recommendation definition.	33.0
name	String	The name of the recommendation definition. The name is displayed in Setup.	Required for creating a recommendation definition. Optional for updating an existing recommendation definition.	33.0
title	String	The title of the recommendation definition.	Optional	33.0

SEE ALSO:

[Create and Schedule Custom Recommendations with Audiences](#)

Request Header Input

An HTTP request header name and value pair.

JSON example

```
{
  "name": "Content-Type",
  "value": "application/json"
}
```

Properties

Name	Type	Description	Required or Optional	Available Version
name	String	The name of the request header.	Required	33.0
value	String	The value of the request header.	Required	33.0

Scheduled Recommendation Input

A scheduled recommendation.

Root XML tag

```
<scheduledRecommendation>
```

JSON example for creating a new scheduled recommendation

```
{
  "rank" : "2",
  "recommendationDefinitionId" : "0RDD00000004CEhOAM"}

```

JSON example for updating an existing scheduled recommendation

```
{ "rank" : "2"}
```

Properties

Name	Type	Description	Required or Optional	Available Version
channel	String	<p>Specifies a way to tie recommendations together, for example, to display recommendations in specific places in the UI or to show recommendations based on time of day or geographic locations. Values are:</p> <ul style="list-style-type: none"> CustomChannel1—Custom recommendation channel. Not used by default. Work with your community manager to define custom channels. For example, community managers can use Community Builder to determine where recommendations appear. CustomChannel2—Custom recommendation channel. Not used by default. Work with your community manager to define custom channels. CustomChannel3—Custom recommendation channel. Not used by default. Work with your community manager to define custom channels. CustomChannel4—Custom recommendation channel. Not used by default. Work with your community manager to define custom channels. CustomChannel5—Custom recommendation channel. Not used 	<p>Optional for creating a scheduled recommendation</p> <p>If not specified, defaults to DefaultChannel.</p> <p>Don't use when updating a scheduled recommendation</p>	36.0

Name	Type	Description	Required or Optional	Available Version
		<p>by default. Work with your community manager to define custom channels.</p> <ul style="list-style-type: none"> <code>DefaultChannel</code>—Default recommendation channel. Recommendations appear by default on the Napili community home and question detail pages and in the feed in communities in the Salesforce1 mobile browser app. They also appear anywhere community managers add recommendations using Community Builder in communities using the Summer '15 or later version of the Napili template. <p>Use these channel values; you can't rename or create other channels.</p>		
<code>enabled</code>	Boolean	Indicates whether scheduling is enabled. If <code>true</code> , the recommendation is enabled and appears in communities. If <code>false</code> , recommendations in feeds in the Salesforce1 mobile browser app aren't removed, but no new recommendations appear. In communities using the Summer '15 or later version of the Napili template, disabled recommendations no longer appear.	Optional	34.0
<code>rank</code>	Integer	<p>Relative rank of the scheduled recommendation indicated by ascending whole numbers starting with 1.</p> <p>Setting the rank is comparable to an insertion into an ordered list. The scheduled recommendation is inserted into the position specified by the <code>rank</code>. The <code>rank</code> of all the scheduled recommendations after it is pushed down. See Ranking scheduled recommendations example.</p> <p>If the specified <code>rank</code> is larger than the size of the list, the scheduled recommendation is put at the end of the list. The <code>rank</code> of the scheduled recommendation is the size of the list, instead of the one specified.</p>	Optional	33.0

Name	Type	Description	Required or Optional	Available Version
		If a <code>rank</code> is not specified, the scheduled recommendation is put at the end of the list.		
<code>recommendation AudienceId</code>	String	ID of the audience for this scheduled recommendation. When updating a scheduled recommendation, specify <code>ALL</code> to remove the association between a recommendation audience and a scheduled recommendation.	Optional	35.0
<code>recommendation DefinitionId</code>	String	ID of the recommendation definition that this scheduled recommendation schedules.	Required for creating a scheduled recommendation. You can't specify a <code>recommendation DefinitionId</code> when updating an existing scheduled recommendation.	33.0

Ranking scheduled recommendations example

If you have these scheduled recommendations:

Scheduled Recommendations	Rank
ScheduledRecommendationA	1
ScheduledRecommendationB	2
ScheduledRecommendationC	3

And you include this information in the Scheduled Recommendation Input:

Scheduled Recommendation	Rank
ScheduledRecommendationD	2

The result is:

Scheduled Recommendation	Rank
ScheduledRecommendationA	1
ScheduledRecommendationD	2
ScheduledRecommendationB	3
ScheduledRecommendationC	4

SEE ALSO:

[Create and Schedule Custom Recommendations with Audiences](#)

Share Input

JSON example

```
{
  "id": "005D0000001Az41",
  "sharingType": "v"
}
```

Properties

Name	Type	Description	Available Version
id	String	User ID to share a file with	30.0
sharingType	String	Either C for collaborator or V for viewer	30.0

Topic Assignment Input

Represents a topic to assign to a feed item or record. Administrators must enable topics for objects before users can add topics to records of that object type.

Root XML tag

```
<topicAssignment>
```

JSON

The following example assigns a topic to a record:

```
{ "topicId": "0TOD0000000090r"
}
```

Properties

Name	Type	Description	Required or Optional	Available Version
topicId	String	ID of an existing topic.	Required for existing topics if the topicName property isn't used.	30.0
topicName	String	Name of a new or existing topic.	Required for new topics; required for existing topics if the topicId property isn't used.	30.0

Topic Endorsement Input

Endorse a user who's knowledgeable about a topic.

Root XML tag

```
<topicEndorsement>
```

JSON

```
{
  "userId" : "005B0000000Ge16"
}
```

Properties

Name	Type	Description	Required or Optional	Available Version
userId	String	ID of the user to be endorsed for the specified topic.	Required	30.0

Topic Input

Root XML tag

```
<topic>
```

JSON example

```
{
  "description": "World Wide Web Consortium (W3C) is the main international standards organization for the Web.",
  "name": "W3C"
}
```

Properties

Name	Type	Description	Available Version
description	String	Text description of the topic	28.0
idsToMerge	String[]	List of up to five secondary topic IDs to merge with the primary topic If any of these secondary topics are managed topics, they lose their topic type, topic images, and children topics. Their feed items are reassigned to the primary topic.	33.0
name	String	Name of the topic Use this property to change only the capitalization and spacing of the topic name.	28.0

SEE ALSO:

[Create a Topic Hierarchy in Communities](#)

Topic Names Input

A list of topic names.

Root XML tag`<topicNamesCollection>`**JSON example**

```
{ "topicNames": ["API", "Chatter REST API", "ConnectApi"]
}
```

Properties

Name	Type	Description	Required or Optional	Available Version
topicNames	String[]	A list of up to 10 topic names for a feed item or 100 topic names for a record.	Required	35.0

User Chatter Settings Input

A user's global Chatter settings.

Root XML tag

```
<userChatterSettings>
```

Properties

Name	Type	Description	Available Version
defaultGroup EmailFrequency	String	<p>The default frequency with which a user receives email from a group when they join. Valid values are:</p> <ul style="list-style-type: none"> • EachPost • DailyDigest • WeeklyDigest • Never <p>In communities, the <code>Email on every post</code> option is disabled once more than 10,000 members choose this setting for the group. All members who had this option selected are automatically switched to <code>Daily digests</code>.</p>	27.0

User ID Collection Input

A collection of user IDs.

Root XML tag

```
<userIds>
```

JSON example

```
{
  "userIds" : [
    "005B0000000Ge16",
    "005D0000001GpHp"
  ]
}
```

Properties

Name	Type	Description	Required or Optional	Available Version
userIds	String[]	A list of user IDs.	Required	35.0

User Input

Root XML tag

```
<user>
```

Properties

Name	Type	Description	Available Version
aboutMe	String	The aboutMe property of a User Detail response body. The maximum length is 1000 characters. This property populates the “About Me” section of the user profile, which is visible to all members of a community or an organization.	29.0

JSON example

```
{
  "aboutMe": "Staff Technical Writer responsible for the Connect API and Connect in Apex documentation."
}
```

SEE ALSO:

[Update a User Profile](#)

User Message

Root XML tag

```
<message>
```

Properties

Name	Type	Description	Available Version
body	String	Text of the message body	23.0
inReplyTo	String	ID of an existing message that identifies which conversation this message is part of. You must specify either recipients or inReplyTo. You must specify one or the other, not both.	23.0

Name	Type	Description	Available Version
recipients	User Message Recipient List Input	List of users who are the intended message recipients, up to 9. Comma-separated list of user IDs. You must specify either <code>recipients</code> or <code>inReplyTo</code> . You must specify one or the other, not both.	23.0

Example XML format:

```
<message>
  <body>Text of the message</body>
  <recipients>
    <recipient>userID</recipient>
    <recipient>userID</recipient>
  </recipients>
  <inReplyTo>messageID</inReplyTo>
</message>
```

Example JSON format:

```
{
  "body": "Text of the message",
  "recipients": ["userID", "userID"],
  "inReplyTo": "messageID"
}
```

SEE ALSO:

[Send a Private Message](#)

User Message Recipient Input

Root XML tag

```
<recipient>
```

Properties

Name	Type	Description	Available Version
recipient	String	18-character ID of the user who receives the message.	23.0

User Message Recipient List Input

Root XML tag

```
<message>
```

Properties

Name	Type	Description	Available Version
recipients	User Message Recipient Input []	Collection of recipients who receive the message.	23.0

User Status Input



Note: Setting a user status is no longer available as of version 25.0. Post feed items to the feed instead, using [Feed Item Input](#).

Root XML tag

```
<userStatus>
```

Properties

Name	Type	Description	Available Version
body	Message Body Input	Description of message body.	23.0–24.0

User Stream (Conversation) Input

Root XML tag

```
<conversation>
```

Properties

Name	Type	Description	Available Version
read	Boolean	Changes the conversation status to unread (<code>false</code>) or read (<code>true</code>).	24.0

CHAPTER 7 Chatter REST API Response Bodies

The successful execution of a request to a Chatter REST API resource can return a response body in either JSON or XML format. A request to a Chatter REST API resource always returns an [HTTP response code](#), whether the request was successful or not.

Action Link Definition

The definition of an action link. To read this information, a request must use the same connected app that was used to create the action link definition.

Property Name	Type	Description	Filter Group and Version	Available Version
<code>actionUrl</code>	String	The action link URL. For example, a <code>Ui</code> action link URL is a Web page. A <code>Download</code> action link URL is a link to the file to download. <code>Ui</code> and <code>Download</code> action link URLs are provided to clients. An <code>Api</code> or <code>ApiAsync</code> action link URL is a REST resource. <code>Api</code> and <code>ApiAsync</code> action link URLs aren't provided to clients. Links to Salesforce can be relative. All other links must be absolute and start with <code>https://</code> .	Small, 33.0	33.0
<code>createdDate</code>	Date	An ISO 8601 format date string, for example, <code>2011-02-25T18:24:31.000Z</code> .	Small, 33.0	33.0
<code>excludedUserId</code>	String	ID of a single user to exclude from performing the action. If you specify an <code>excludedUserId</code> , you can't specify a <code>userId</code> .	Small, 33.0	33.0
<code>groupDefault</code>	Boolean	<code>true</code> if this action is the default action link in the action link group; <code>false</code> otherwise. There can be only one default action link per action link group. The default action link gets distinct styling in the Salesforce UI.	Small, 33.0	33.0
<code>headers</code>	Request Header[]	The request headers for the <code>Api</code> and <code>ApiAsync</code> action link types.	Big, 33.0	33.0
<code>id</code>	String	18-character ID for the action link definition.	Small, 33.0	33.0

Property Name	Type	Description	Filter Group and Version	Available Version
<code>label</code>	String	<p>A custom label to display on the action link button. A <code>label</code> value can be set only in an action link template.</p> <p>Action links have four statuses: <code>NewStatus</code>, <code>PendingStatus</code>, <code>SuccessStatus</code>, and <code>FailedStatus</code>. These strings are appended to the label for each status:</p> <ul style="list-style-type: none"> • <code>label</code> • <code>label Pending</code> • <code>label Success</code> • <code>label Failed</code> <p>For example, if the value of <code>label</code> is “See Example,” the values of the four action link states are: See Example, See Example Pending, See Example Success, and See Example Failed.</p> <p>An action link can use either <code>label</code> or <code>labelKey</code> to generate label names, it can't use both. If <code>label</code> has a value, the value of <code>labelKey</code> is <code>None</code>. If <code>labelKey</code> has a value other than <code>None</code>, the value of <code>label</code> is <code>null</code>.</p>	Small, 34.0	34.0
<code>labelKey</code>	String	<p>Key for the set of labels to show in the user interface. A set includes labels for these states: <code>NewStatus</code>, <code>PendingStatus</code>, <code>SuccessStatus</code>, <code>FailedStatus</code>. For example, if you use the <code>Approve</code> key, you get these labels: Approve, Pending, Approved, Failed.</p> <p>See Action Links Labels.</p>	Small, 33.0	33.0
<code>method</code>	String	<p>The HTTP method. One of these values:</p> <ul style="list-style-type: none"> • <code>HttpDelete</code>—Returns HTTP 204 on success. Response body or output class is empty. • <code>HttpGet</code>—Returns HTTP 200 on success. • <code>HttpHead</code>—Returns HTTP 200 on success. Response body or output class is empty. • <code>HttpPatch</code>—Returns HTTP 200 on success or HTTP 204 if the response body or output class is empty. 	Medium, 33.0	33.0

Property Name	Type	Description	Filter Group and Version	Available Version
		<ul style="list-style-type: none"> <code>HttpPost</code>—Returns HTTP 201 on success or HTTP 204 if the response body or output class is empty. Exceptions are the batch posting resources and methods, which return HTTP 200 on success. <code>HttpPut</code>—Return HTTP 200 on success or HTTP 204 if the response body or output class is empty. 		
<code>modifiedDate</code>	Date	ISO8601 date string, for example, 2011-02-25T18:24:31.000Z.	Small, 33.0	33.0
<code>requestBody</code>	String	The request body for <code>Api</code> and <code>ApiAsync</code> action link types.	Big, 33.0	33.0
<code>requiresConfirmation</code>	Boolean	<code>true</code> to require the user to confirm the action; <code>false</code> otherwise.	Small, 33.0	33.0
<code>templateId</code>	String	The ID of the action link template from which to instantiate this action link. If the action link isn't associated with a template, the value is <code>null</code> .	Medium, 33.0	33.0
<code>type</code>	String	Defines the type of action link. Values are: <ul style="list-style-type: none"> <code>Api</code>—The action link calls a synchronous API at the action URL. Salesforce sets the status to <code>SuccessfulStatus</code> or <code>FailedStatus</code> based on the HTTP status code returned by your server. <code>ApiAsync</code>—The action link calls an asynchronous API at the action URL. The action remains in a <code>PendingStatus</code> state until a third party makes a request to <code>/connect/action-links/actionLinkId</code> to set the status to <code>SuccessfulStatus</code> or <code>FailedStatus</code> when the asynchronous operation is complete. <code>Download</code>—The action link downloads a file from the action URL. <code>Ui</code>—The action link takes the user to a Web page at the action URL. 	Small, 33.0	33.0

Property Name	Type	Description	Filter Group and Version	Available Version
<code>userId</code>	String	The ID of the user who can execute the action. If not specified or <code>null</code> , any user can execute the action. If you specify a <code>userId</code> , you can't specify an <code>excludedUserId</code> .	Small, 33.0	33.0

Action Link Diagnostic

Any diagnostic information that is returned from the REST endpoint when an action link has been executed. Diagnostic information is given only for users who can access the action link.

Property Name	Type	Description	Filter Group and Version	Available Version
<code>diagnosticInfo</code>	String	Any diagnostic information that is returned from the REST endpoint when an action link has been executed. Diagnostic information is given only for users who can access the action link.	Small, 33.0	33.0
<code>url</code>	String	The Chatter REST API URL for this action link diagnostic.	Small, 33.0	33.0

Action Link Group Definition

The definition of an action link group. All action links must belong to a group. Action links in a group are mutually exclusive and share some properties. Define stand-alone actions in their own action group.

Property Name	Type	Description	Filter Group and Version	Available Version
<code>actionLinks</code>	Action Link Definition []	<p>A collection of action link definitions that make up the action link group.</p> <p>Within an action link group, action links are displayed in the order listed in the <code>actionLinks</code> property of the Action Link Group Definition Input request body. Within a feed item, action link groups are displayed in the order specified in the <code>actionLinkGroupIds</code> property of the Associated Actions Capability Input request body.</p>	Medium, 33.0	33.0

Property Name	Type	Description	Filter Group and Version	Available Version
category	String	Indicates the priority and location of the action links. Values are: <ul style="list-style-type: none"> <code>Primary</code>—The action link group is displayed in the body of the feed element. <code>Overflow</code>—The action link group is displayed in the overflow menu of the feed element. 	Medium, 33.0	33.0
createdDate	Date	ISO8601 date string, for example, 2011-02-25T18:24:31.000Z	Small, 33.0	33.0
executions Allowed	String	Defines the number of times an action link can be executed. Values are: <ul style="list-style-type: none"> <code>Once</code>—An action link can be executed only once across all users. <code>OncePerUser</code>—An action link can be executed only once for each user. <code>Unlimited</code>—An action link can be executed an unlimited number of times by each user. If the action link's <code>actionType</code> is <code>Api</code> or <code>ApiAsync</code>, you can't use this value. 	Medium, 33.0	33.0
expirationDate	Date	ISO 8601 date string, for example, 2011-02-25T18:24:31.000Z, that represents the date and time this action group expires and can no longer be executed. If the value is <code>null</code> , there isn't an expiration date.	Medium, 33.0	33.0
id	String	18-character ID of the action link group definition	Small, 33.0	33.0
modifiedDate	Date	ISO8601 date string, for example, 2011-02-25T18:24:31.000Z	Small, 33.0	33.0
templateId	String	The ID of the action link group template from which to instantiate this action link group, or <code>null</code> if this group isn't associated with a template.	Medium, 33.0	33.0
url	String	The Chatter REST API URL for this action link group definition.	Small, 33.0	33.0

Address

Property	Type	Description	Filter Group and Version	Available Version
city	String	Name of the city	Small, 29.0	23.0
country	String	Name of the country	Small, 29.0	23.0
formattedAddress	String	Address formatted by locale	Small, 29.0	25.0
state	String	Name of the state, province, or so on	Small, 29.0	23.0
street	String	Street number	Small, 29.0	23.0
zip	String	Zip or postal code	Small, 29.0	23.0

Announcement

An announcement.

Property Name	Type	Description	Filter Group and Version	Available Version
expirationDate	Date	The Salesforce UI displays an announcement until 11:59 p.m. on this date unless another announcement is posted first. The Salesforce UI ignores the time value in the <code>expirationDate</code> . However, you can use the time value to create your own display logic in your own UI.	Small, 31.0	31.0
feedElement	Feed Item	The feed element that contains the body of the announcement and its associated comments, likes, and so on.	Small, 31.0	31.0
id	String	18-character ID of the announcement.	Small, 31.0	31.0
isArchived	Boolean	Specifies whether the announcement is archived.	Small, 36.0	36.0
sendEmails	Boolean	Specifies whether the announcement is sent as an email to all group members.	Medium, 36.0	36.0
url	String	The URL to the announcement.	Small, 33.0	33.0

Announcement Page

A paginated collection of Announcement response bodies.

Property Name	Type	Description	Filter Group and Version	Available Version
announcements	Announcement[]	A collection of Announcement response bodies. An announcement displays in a designated location in the Salesforce UI until 11:59 p.m. on its expiration date, unless it's deleted or replaced by another announcement.	Small, 31.0	31.0
currentPageUrl	String	Chatter REST API URL identifying the current page.	Medium, 31.0	31.0
nextPageUrl	String	Chatter REST API URL identifying the next page or <code>null</code> if there isn't a next page. Check whether this value is <code>null</code> before getting another page. If a page doesn't exist, a <code>ConnectApi.NotFoundException</code> error is returned.	Small, 31.0	31.0
previousPageUrl	String	Chatter REST API URL identifying the previous page or <code>null</code> if there isn't a previous page.	Medium, 31.0	31.0

Approval Capability

If a feed element has this capability, it includes information about an approval.

Property Name	Type	Description	Filter Group and Version	Available Version
id	String	The work item ID. The work item ID is <code>null</code> if there isn't a pending work item associated with the approval record.	Small, 32.0	32.0
postTemplateFields	Approval Post Template Field[]	The details of the approval post template field.	Small, 32.0	32.0
processInstanceStepId	String	The process instance step ID. The associated record represents one step in an approval process.	Small, 32.0	32.0
status	String	The status of the approval. One of these values: <ul style="list-style-type: none"> • <code>Approved</code> • <code>Fault</code> • <code>Held</code> • <code>NoResponse</code> 	Small, 32.0	32.0

Property Name	Type	Description	Filter Group and Version	Available Version
		<ul style="list-style-type: none"> Pending Reassigned Rejected Removed Started 		

Approval Post Template Field

Description of an approval post template field.

Property	Type	Description	Filter Group and Version	Available Version
displayName	String	The field name	Small, 29.0	28.0
displayValue	String	The field value or <code>null</code> if the field is set to <code>null</code> .	Small, 29.0	28.0
record	Reference	A record ID If no record exists or if the reference is <code>null</code> , this value is <code>null</code> .	Small, 29.0	28.0

Article Item

Article item in question and answer search results.

Property Name	Type	Description	Filter Group and Version	Available Version
id	String	ID of the article.	Small, 32.0	32.0
rating	Double	Rating of the article.	Small, 32.0	32.0
title	String	Title of the article.	Small, 32.0	32.0
urlLink	String	Link URL of the article.	Small, 32.0	32.0
viewCount	Integer	Number of votes given to the article.	Small, 32.0	32.0


Associated Actions Capability

If a feed element has this capability, it has platform actions associated with it.

Property Name	Type	Description	Filter Group and Version	Available Version
platformAction Groups	Platform Action Group[]	The platform action groups associated with a feed element. Platform action groups are returned in the order specified in the Associated Actions Capability Input request body.	Medium, 33.0	33.0

Async Query

The result of an asynchronous SOQL query job.

 **Note:** This feature is currently available to select customers through a pilot program. To be nominated to join this pilot program, contact salesforce.com. Additional terms and conditions may apply to participate in the pilot program. Please note that pilot programs are subject to change, and as such, we cannot guarantee acceptance into this pilot program or a particular time frame in which this feature can be enabled. Any unreleased services or features referenced in this document, press releases, or public statements are not currently available and may not be delivered on time or at all. Customers who purchase our services should make their purchase decisions based upon features that are currently available.

Property Name	Type	Description	Filter Group and Version	Available Version
jobId	String	Job ID. To get the status of an async query job, use this ID in an Async Query, Status request (<code>/async-queries/jobId</code>).	Big, 35.0	35.0
query	String	SOQL query string. The pilot release supports these SOQL features in <code>WHERE</code> statements: simple equality filtering; <code>AND</code> and <code>OR</code> clauses; 1-level relationship fields (no subqueries); <code>GROUP BY</code> ; aggregate functions <code>COUNT (field)</code> , <code>SUM ()</code> , <code>AVG ()</code> .	Big, 35.0	35.0
status	String	Status of an async query job. One of these values: <ul style="list-style-type: none"> <code>Canceled</code>—The job has been canceled. <code>Complete</code>—The job is complete. <code>Error</code>—The job has an error. <code>New</code>—The job is new. <code>Running</code>—The job is running. <code>Scheduled</code>—The job is scheduled. 	Big, 35.0	35.0
targetFieldMap	Map<String,String>	A map showing which SOQL query fields correspond to which target object fields.	Big, 35.0	35.0

Property Name	Type	Description	Filter Group and Version	Available Version
targetObject	String	An object that stores the results of the SOQL query. The object can be a standard or custom Salesforce object, a big object, or an external object.	Big, 35.0	35.0

SEE ALSO:

[Async Query](#)

[Async Query, Status](#)

Async Query Collection

A collection of async query results.

Property Name	Type	Description	Filter Group and Version	Available Version
asyncQueries	Async Query []	List of async queries available for the organization.	Big, 36.0	36.0

Banner Capability

If this feed element has this capability, it has a banner motif and style.


Property Name	Type	Description	Filter Group and Version	Available Version
motif	Motif	A banner motif.	Small, 31.0	31.0
style	String	Decorates a feed item with a color and set of icons. <ul style="list-style-type: none"> Announcement—An announcement displays in a designated location in the Salesforce UI until 11:59 p.m. on its expiration date, unless it's deleted or replaced by another announcement. 	Small, 31.0	31.0

Banner Photo

A banner photo.

Property Name	Type	Description	Filter Group and Version	Available Version
bannerPhotoUrl	String	URL to the banner photo in a large format. This URL is available only to authenticated users.	Medium, 36.0	36.0
bannerPhotoVersionId	String	18-character version ID of the banner photo.	Small, 36.0	36.0
url	String	URL to the banner photo.	Small, 36.0	36.0

Batch Result Item

Property	Type	Description	Filter Group and Version	Available Version
result	The type depends on the object type of the batch.  Important: If the result is an error, the type is a collection.	Dependent on the type of batch. Value could be one of the following: <ul style="list-style-type: none"> • Feed Item for <code>/chatter/feed-elements/batch</code> (v32.0) • Error Message (v23.0) • File Summary for <code>/connect/files/batch/fileIds</code> (v26.0) • Group Member for <code>/chatter/group-memberships/batch/membershipIds</code> (v27.0) • Group for <code>/chatter/groups/batch/groupIds</code> (v23.0) • Motif for <code>/connect/motifs/batch/idOrPrefixList</code> (v27.0) • User Detail for <code>/chatter/users/batch/userIds</code> 	Small, 29.0	

Property	Type	Description	Filter Group and Version	Available Version
		(v23.0) <ul style="list-style-type: none"> Topics People Are Knowledgeable About Collection for <pre>/chatter/users/batch/ userIds/knowledgeable-about-topics</pre>		
		(v36.0) <ul style="list-style-type: none"> For <code>/connect/batch</code>, the value can be any response body depending on the subrequest in the batch. (v28.0) 		
<code>statusCode</code>	Integer	An HTTP status code indicating the status of this individual request in the batch	Small, 29.0	23.0

Batch Results

Property	Type	Description	Filter Group and Version	Available Version
<code>hasErrors</code>	Boolean	<code>true</code> if at least one of the results in the result set is an HTTP status code in the 400 or 500 range; <code>false</code> otherwise	Small, 29.0	28.0
<code>results</code>	Batch Result Item []	Collection of batch result items	Small, 29.0	23.0


Bookmarks Capability

If a feed element has this capability, the context user can bookmark it.

Property Name	Type	Description	Filter Group and Version	Available Version
<code>isBookmarkedByCurrentUser</code>	Boolean	Indicates whether the feed element has been bookmarked by the current user (<code>true</code>) or not (<code>false</code>).	Small, 32.0	32.0

Case Comment Capability

If a feed element has this capability, it has a case comment on the case feed.

Property Name	Type	Description	Filter Group and Version	Available Version
actorType	String	Specifies the type of user who made the comment. <ul style="list-style-type: none"> Customer—if a Chatter customer made the comment CustomerService—if a service representative made the comment 	Small, 32.0	32.0
createdBy	User Detail or User Summary	Information about the user who created the comment.	Small, 32.0	32.0
createdDate	Date	ISO8601 date string, for example, 2011-02-25T18:24:31.000Z.	Small, 32.0	32.0
eventType	String	Specifies an event type for a comment in the case feed. <ul style="list-style-type: none"> NewInternal—A case comment that has newly been marked Internal Only. NewPublished—A newly published case comment. NewPublishedByCustomer—A case comment by a customer that was newly published. PublishExisting—An existing case comment that was republished. PublishExistingByCustomer—An existing case comment by a customer that was republished. UnpublishExistingByCustomer—An existing case comment by a customer that was unpublished. UnpublishExisting—An existing case comment that was unpublished. <p> Note: Unfortunately, this typo is in the code, not the documentation. Use this spelling in your code.</p>	Small, 32.0	32.0
id	String	18-character ID of case comment.	Small, 32.0	32.0
published	Boolean	Specifies whether the comment has been published.	Small, 32.0	32.0
text	String	Text of the case comment.	Small, 32.0	32.0

Canvas Capability


If a feed element has this capability, it renders a canvas app.

Property Name	Type	Description	Filter Group and Version	Available Version
description	String	A description of the canvas app. The maximum size is 255 characters.	Small, 32.0	32.0
developerName	String	The API name (developer name) of the connected app.	Small, 32.0	32.0
height	String	The height of the canvas app in pixels.	Small, 32.0	32.0
icon	ConnectApi.Icon	The icon for the canvas app.	Small, 32.0	32.0
namespacePrefix	String	A unique namespace prefix for the canvas app.	Small, 32.0	32.0
parameters	String	JSON parameters passed to the canvas app.	Small, 32.0	32.0
thumbnailUrl	String	A thumbnail URL to a preview image. The maximum thumbnail size is 120 pixels by 120 pixels.	Small, 32.0	32.0
title	String	A title for the canvas link.	Small, 32.0	32.0

Chatter Activity

Property	Type	Description	Filter Group and Version	Available Version
commentCount	Integer	Total number of comments in the organization or community made by the user	Small, 29.0	23.0
commentReceivedCount	Integer	Total number of comments in the organization or community received by the user	Small, 29.0	23.0
likeReceivedCount	Integer	Total number of likes on posts and comments in the organization or community received by the user	Small, 29.0	23.0
postCount	Integer	Total number of posts in the organization or community made by the user	Small, 29.0	23.0

Chatter Directory

Property	Type	Description	Filter Group and Version	Available Version
feeds	String	Returns a URL to the general feeds resource for the organization	Small, 29.0	24.0
groups	String	Returns a URL to the general groups resource for the organization	Small, 29.0	24.0
organization	String	 Note: This property is no longer available as of version 26.0. Use the <code>organization</code> property in the Connect Directory instead. Returns a URL to the general connect organization resource		24.0–26.0
users	String	Returns a URL to the general users resource for the organization	Small, 29.0	24.0

Chatter Influence

Property	Type	Description	Filter Group and Version	Available Version
percentile	String	Percentile value for the user's influence rank within the organization or community	Small, 29.0	24.0
rank	Integer	Number indicating the user's influence rank, relative to all other users within the organization or community	Small, 29.0	24.0

Chatter Likes Capability

If a feed element has this capability, the context user can like it. Exposes information about existing likes.



Property Name	Type	Description	Filter Group and Version	Available Version
isLikedBy CurrentUser	Boolean	Indicates whether the feed element is liked by the current user (<code>true</code>) or not (<code>false</code>).	Small, 32.0	32.0
page	Like Page	Likes information for this feed element.	Small, 32.0	32.0
likesMessage	Like Message Body	A message body that describes who likes the feed element.	Small, 32.0	32.0


Property Name	Type	Description	Filter Group and Version	Available Version
myLike	Reference	If the context user has liked the feed element, this property is a reference to the specific like, <code>null</code> otherwise.	Medium, 32.0	32.0

ClientInfo

Property	Type	Description	Filter Group and Version	Available Version
applicationName	String	Name of the connected app used for authentication. For more information, see Understanding Connected Apps .	Small, 29.0	23.0
applicationUrl	String	Value from the <code>Info URL</code> field of the connected app used for authentication	Small, 29.0	23.0

Comment

Property	Type	Description	Filter Group and Version	Available Version
attachment	Depends on type of comment	If the comment does not contain an attachment or if the attachment, returns <code>null</code> . Otherwise, returns Feed Item Attachment: Content .  Important: As of version 32.0, use the <code>capabilities</code> property.	Medium, 29.0	24.0-31.0
body	Feed Item Body	Message body for the comment	Small, 29.0	23.0
capabilities	Comment Capabilities	Capabilities associated with the comment.	Medium, 32.0	32.0
clientInfo	ClientInfo	Information about the connected app used to authenticate the connection	Medium, 29.0	23.0
createdDate	String	ISO8601 date string, for example, 2011-02-25T18:24:31.000Z	Small, 29.0	23.0
feedElement	Reference	The feed element on which the comment is posted.	Medium, 32.0	32.0
feedItem	Reference	The feed item on which the comment is posted.  Important: As of version 32.0, use the <code>feedElement</code> property.	Medium, 29.0	23.0-31.0
id	String	18-character ID of the comment	Small, 29.0	23.0

Property	Type	Description	Filter Group and Version	Available Version
isDeletable	Boolean	 Note: This property is no longer available as of version 25.0. Use the <code>isDeleteRestricted</code> property instead. Specifies if the context user can delete the comment		23.0–24.0
isDeleteRestricted	Boolean	Returns <code>true</code> if a comment cannot be deleted by the context user. If it returns <code>false</code> , possibly the context user can delete the comment.	Medium, 29.0	25.0
likes	Like Page	Page of likes associated with the comment	Medium, 29.0	24.0
likesMessage	Like Message Body	A message body that describes who likes the comment.	Medium, 29.0	27.0
myLike	Reference	If the context user has liked the comment, returns a reference to that like or returns <code>null</code>	Medium, 29.0	23.0
parent	Reference	Information about the parent of the feed-item associated with this comment	Big, 29.0	23.0
relativeCreatedDate	String	The created date formatted as a relative, localized string, for example, "17m ago" or "Yesterday."	Medium, 29.0	28.0
type	String	Indicates the type of comment. Valid values are: <ul style="list-style-type: none"> <code>ContentComment</code>—the comment contains an attachment <code>TextComment</code>—the comment contains only text 	Small, 29.0	24.0
url	String	URL to this comment	Small, 29.0	23.0
user	User Summary	Information about the comment author	Small, 29.0	23.0


Comment Capabilities

A container for all capabilities that can be included with a comment.

Property Name	Type	Description	Filter Group and Version	Available Version
content	Content Capability	Content, such as a file attachment, associated with this feed element. Most Content Capability properties are null if the content has been deleted from the feed element or if the access has changed to private.	Small, 32.0	32.0

Property Name	Type	Description	Filter Group and Version	Available Version
edit	Edit Capability	If a comment has this capability, users who have permission can edit it.	Small, 34.0	34.0

Comment Page

Property	Type	Description	Filter Group and Version	Available Version
comments	Comment[]	Collection of comments  Important: Use the <code>items</code> property as of version 32.0.	Small, 29.0	23.0-31.0
currentPageUrl	String	URL for the current page of comments, that is, the most recent comments. The default is 25 comments per page.	Medium, 29.0	23.0
items	Comment[]	Collection of comments	Small, 32.0	32.0
nextPageUrl	String	URL to the next page of comments, that is, older comments. The default is 25 comments per page. If you want to read more of the comments in search results, all the comments in the thread are refreshed, not just the ones that match the search term. Avoid using <code>nextPageUrl</code> until the comments are refreshed.	Small, 29.0	23.0
total	Integer	Total number of comments across all pages for the parent feed item	Small, 29.0	23.0

Comments Capability

If a feed element has this capability, the context user can add a comment.

Property Name	Type	Description	Filter Group and Version	Available Version
page	Comment Page	The comments information for this feed element.	Small, 32.0	32.0

Community

Property	Type	Description	Filter Group and Version	Available Version
<code>allowChatterAccessWithoutLogin</code>	Boolean	Specifies if guest users can access public groups in the community without logging in.	Small, 31.0	31.0
<code>allowMembersToFlag</code>	Boolean	Specifies whether members of the community can flag content	Small, 30.0	30.0
<code>description</code>	String	Community's description	Small, 29.0	26.0
<code>id</code>	String	18-character ID of the community	Small, 29.0	26.0
<code>invitationsEnabled</code>	Boolean	Specifies whether members of the community can invite other members to the community, <code>true</code> if they can, <code>false</code> otherwise	Small, 29.0	26.0
<code>knowledgeableEnabled</code>	Boolean	Specifies whether knowledgeable people and endorsements are available for topics (<code>true</code>), or not (<code>false</code>).	Small, 30.0	30.0
<code>loginUrl</code>	String	Login URL for the community.	Small, 36.0	36.0
<code>name</code>	String	Community name	Small, 29.0	26.0
<code>nicknameDisplayEnabled</code>	Boolean	Specifies whether nicknames are displayed in the community.	Small, 32.0	32.0
<code>privateMessagesEnabled</code>	Boolean	Specifies whether members of the community can send and receive private messages to and from other members of the community (<code>true</code>) or not (<code>false</code>).	Small, 30.0	30.0
<code>reputationEnabled</code>	Boolean	Specifies whether reputation is calculated and displayed for members of the community.	Small, 31.0	31.0
<code>sendWelcomeEmail</code>	Boolean	Specifies whether a welcome email is automatically generated and sent to any new member. <code>true</code> if email is sent, <code>false</code> otherwise	Small, 29.0	26.0
<code>sendWelcomeEmail</code>	Boolean	Specifies whether a welcome email is automatically generated and sent to any new member. <code>true</code> if email is sent, <code>false</code> otherwise	Small, 29.0	26.0
<code>siteUrl</code>	String	Site URL for the community, which is the custom domain plus a URL prefix	Small, 30.0	30.0
<code>status</code>	String	Community's status. Values are: <ul style="list-style-type: none"> • <code>Live</code> • <code>Inactive</code> • <code>UnderConstruction</code> 	Small, 29.0	28.0
<code>urlPathPrefix</code>	String	Community-specific URL prefix	Small, 29.0	26.0

Property	Type	Description	Filter Group and Version	Available Version
<code>url</code>	String	Full URL to community	Small, 29.0	26.0

Community Page

Property	Type	Description	Filter Group and Version	Available Version
<code>communities</code>	Community []	List of communities available to the current user	Small, 29.0	26.0
<code>total</code>	Integer	Total number of communities	Small, 29.0	26.0

Connect Directory

Property	Type	Description	Filter Group and Version	Available Version
<code>communities</code>	Community []	List of communities in the current organization	Small, 29.0	26.0
<code>organization</code>	String	URL to the Chatter organization	Small, 29.0	25.0

Content

A file attached to a feed item.

Property Name	Type	Description	Filter Group and Version	Available Version
<code>checksum</code>	String	MD5 checksum for the file.	Small, 36.0	36.0
<code>contentHubRepository</code>	Files Connect Repository	The external data source associated with this file, or <code>null</code> if it doesn't point to an external file.	Small, 36.0	36.0
<code>contentUrl</code>	String	URL of the content for links and Google docs.	Small, 36.0	36.0
<code>description</code>	String	Description of the attachment.	Small, 36.0	36.0
<code>downloadUrl</code>	String	URL to the content.	Small, 36.0	36.0
<code>externalDocumentUrl</code>	String	The external URL this file points to, or <code>null</code> if it doesn't point to an external file.	Small, 36.0	36.0
<code>fileExtension</code>	String	Extension of the file.	Small, 36.0	36.0

Property Name	Type	Description	Filter Group and Version	Available Version
fileSize	String	Size of the file in bytes. If size can't be determined, returns <code>unknown</code> .	Small, 36.0	36.0
fileType	String	Type of file, such as PDF.	Small, 36.0	36.0
hasPdfPreview	Boolean	<code>true</code> if the file has a PDF preview available, <code>false</code> otherwise.	Medium, 36.0	36.0
id	String	18-character ID of the content.	Small, 36.0	36.0
isInMyFileSync	Boolean	<code>true</code> if the file is synced with Salesforce Files Sync.	Small, 36.0	36.0
mimeType	String	MIME type of the file.	Small, 36.0	36.0
renditionUrl	String	URL to the rendition resource for the file. For shared files, renditions process asynchronously after upload. For private files, renditions process when the first file preview is requested, and aren't available immediately after the file is uploaded.	Small, 36.0	36.0
renditionUrl 240By180	String	URL to the 240 x 180 pixel rendition resource for the file. For shared files, renditions process asynchronously after upload. For private files, renditions process when the first file preview is requested, and aren't available immediately after the file is uploaded.	Small, 36.0	36.0
renditionUrl 720By480	String	URL to the 720 x 480 pixel rendition resource for the file. For shared files, renditions process asynchronously after upload. For private files, renditions process when the first file preview is requested, and aren't available immediately after the file is uploaded.	Small, 36.0	36.0
repositoryFile Id	String	The ID of the file in the external repository, or <code>null</code> if the file isn't external.	Small, 36.0	36.0
repositoryFile Url	String	The URL of the Chatter REST API resource giving access to the external repository file properties, or <code>null</code> if this file doesn't point to an external file.	Small, 36.0	36.0
sharingOption	String	Sharing option of the file. Values are: <ul style="list-style-type: none"> <code>Allowed</code>—Resharing of the file is allowed. 	Medium, 36.0	36.0

Property Name	Type	Description	Filter Group and Version	Available Version
		<ul style="list-style-type: none"> • Restricted—Resharing of the file is restricted. 		
<code>textPreview</code>	String	Text preview of the file if available; null otherwise.	Big, 36.0	36.0
<code>thumb120By90RenditionStatus</code>	String	<p>Specifies the rendering status of the 120 x 90 preview image of the file. One of these values:</p> <ul style="list-style-type: none"> • Processing—Image is being rendered. • Failed—Rendering process failed. • Success—Rendering process was successful. • Na—Rendering is not available for this image. 	Medium, 36.0	36.0
<code>thumb240By180RenditionStatus</code>	String	<p>Specifies the rendering status of the 240 x 180 preview image of the file. One of these values:</p> <ul style="list-style-type: none"> • Processing—Image is being rendered. • Failed—Rendering process failed. • Success—Rendering process was successful. • Na—Rendering is not available for this image. 	Medium, 36.0	36.0
<code>thumb720By480RenditionStatus</code>	String	<p>Specifies the rendering status of the 720 x 480 preview image of the file. One of these values:</p> <ul style="list-style-type: none"> • Processing—Image is being rendered. • Failed—Rendering process failed. • Success—Rendering process was successful. • Na—Rendering is not available for this image. 	Medium, 36.0	36.0
<code>title</code>	String	Title of the file.	Small, 36.0	36.0
<code>versionId</code>	String	Version ID of the file.	Medium, 36.0	36.0

Content Capability

If a comment has this capability, it has a file attachment.

For files attached to a feed post (instead of a comment) in version 36.0 and later, use [Files Capability](#).

If content is deleted from a feed element after it's posted or if the access to the content is changed to private, the Content Capability exists, however most of its properties are null.

Property Name	Type	Description	Filter Group and Version	Available Version
checksum	String	MD5 checksum for the file.	Small, 32.0	32.0
contentHubRepository	Files Connect Repository	The external data source associated with this file, or <code>null</code> if it doesn't point to an external file.	Small, 32.0	32.0
contentUrl	String	URL of the content for links and Google docs.	Small, 32.0	32.0
description	String	Description of the attachment.	Small, 32.0	32.0
downloadUrl	String	URL to the content.	Small, 32.0	32.0
externalDocumentUrl	String	The external URL this file points to, or <code>null</code> if it does not point to an external file.	Small, 32.0	32.0
fileExtension	String	Extension of the file.	Small, 32.0	32.0
fileSize	String	Size of the file in bytes. If size cannot be determined, returns <code>Unknown</code> .	Small, 32.0	32.0
fileType	String	Type of file.	Small, 32.0	32.0
hasPdfPreview	Boolean	<code>true</code> if the file has a PDF preview available, <code>false</code> otherwise.	Medium, 32.0	32.0
id	String	18-character ID of the content.	Small, 32.0	32.0
isInMyFileSync	Boolean	<code>true</code> if the file is synced with Salesforce Files Sync; <code>false</code> otherwise.	Small, 32.0	32.0
mimeType	String	MIME type of the file.	Small, 32.0	32.0
renditionUrl	String	URL to the rendition resource for the file. Renditions are processed asynchronously and may not be available immediately after the file has been uploaded.	Small, 32.0	32.0
renditionUrl240By180	String	URL to the 240x180 size rendition resource for the file. Renditions are processed asynchronously and may not be available immediately after the file has been uploaded.	Small, 32.0	32.0

Property Name	Type	Description	Filter Group and Version	Available Version
renditionUrl 720By480	String	URL to the 720x480 size rendition resource for the file. Renditions are processed asynchronously and may not be available immediately after the file has been uploaded.	Small, 32.0	32.0
repository FileId	String	The ID of the file in the external repository, or <code>null</code> if the file isn't external.	Small, 36.0	36.0
repository FileUrl	String	The URL of the Chatter REST API resource giving access to the external repository file properties, or <code>null</code> if this file doesn't point to an external file.	Small, 32.0	32.0
sharingOption	String	Sharing option of the file. Values are: <ul style="list-style-type: none"> • <code>Allowed</code>—Resharing of the file is allowed. • <code>Restricted</code>—Resharing of the file is restricted. 	Medium, 35.0	35.0
textPreview	String	Text preview of the file if available, <code>null</code> otherwise. The maximum number of characters is 200.	Big, 32.0	32.0
thumb120By90 RenditionStatus	String	The status of the rendering of the 120x90 pixel sized preview image of the file. Should be either Processing, Failed, Success, or Na if unavailable.	Medium, 32.0	32.0
thumb240By180 RenditionStatus	String	The status of the rendering of the 240x180 pixel sized preview image of the file. Should be either Processing, Failed, Success, or Na if unavailable.	Medium, 32.0	32.0
thumb720By480 RenditionStatus	String	The status of the rendering of the 720x480 pixel sized preview image of the file. Should be either Processing, Failed, Success, or Na if unavailable.	Medium, 32.0	32.0
title	String	Title of the file.	Small, 32.0	32.0
versionId	String	Version ID of the file.	Medium, 32.0	32.0

Conversation Detail

Property	Type	Description	Filter Group and Version	Available Version
conversationId	String	18-character ID of the conversation	Medium, 29.0	23.0
conversationUrl	String	URL to the conversation detail page	Small, 29.0	23.0
members	User Summary []	Collection of users participating in this conversation	Small, 29.0	23.0
messages	Message Collection	Messages in this conversation	Small, 29.0	23.0
read	Boolean	Does the context user have unread messages in this conversation?	Small, 29.0	23.0

Conversation Summary

Property	Type	Description	Filter Group and Version	Available Version
id	String	18-character ID of the conversation	Small, 29.0	23.0
latestMessage	Message	The most recent message in this conversation	Small, 29.0	23.0
members	User Summary []	Collection of users participating in the conversation	Small, 29.0	23.0
read	Boolean	Does the context user have unread messages in this conversation?	Small, 29.0	23.0
url	String	URL to the conversation detail page	Small, 29.0	23.0

Conversation Summary Collection

Property	Type	Description	Filter Group and Version	Available Version
conversations	Conversation Summary []	Collection of zero or more conversations	Small, 29.0	23.0
currentPageUrl	String	URL to the current page of conversations	Medium, 29.0	23.0
nextPageUrl	String	URL to the next page of messages, that is, older conversations	Small, 29.0	23.0

Conversation Unread Count

Property	Type	Description	Filter Group and Version	Available Version
hasMore	Boolean	<code>true</code> if the actual number of unread conversations is greater than 50, <code>false</code> otherwise	Small, 29.0	23.0
unreadCount	Integer	Number of unread conversations, that is, conversations that have unread messages. Is an exact value up to the maximum of 50, and is capped at 50 if the value is greater.	Small, 29.0	23.0

Custom List Audience Criteria

The criteria for the custom list type of recommendation audience.

Property Name	Type	Description	Filter Group and Version	Available Version
memberCount	Integer	Total number of members in the recommendation audience.	Small, 36.0	36.0
members	User Reference Collection	The members of the recommendation audience.	Big, 36.0	36.0
type	String	<code>CustomList</code>	Small, 36.0	36.0

Dashboard Component Snapshot

Represents both dashboard component snapshots and alerts you receive when a dashboard component value crosses a threshold.

Property Name	Type	Description	Filter Group and Version	Available Version
componentId	String	18-character ID of the dashboard component.	Small, 32.0	32.0
componentName	String	The dashboard component name.	Small, 32.0	32.0
dashboardBodyText	String	Display this text next to the actor in the feed element. Use this text in place of the default body text.	Small, 32.0	32.0
dashboardId	String	18-character ID of the dashboard.	Small, 32.0	32.0
dashboardName	String	The name of the dashboard.	Small, 32.0	32.0

Property Name	Type	Description	Filter Group and Version	Available Version
fullSizeImageUrl	String	The source URL to retrieve the full-size image of a snapshot. Access this URL with OAuth credentials.	Small, 32.0	32.0
lastRefreshDate	Date	ISO-8601 formatted date specifying when this dashboard component was last refreshed.	Small, 32.0	32.0
lastRefreshDate displayText	String	Display text for the last refresh date, for example, "Last Refreshed on October 31, 2013."	Small, 32.0	32.0
runningUser	User Summary	The running user of the dashboard at the time the snapshot was posted. This value may be <code>null</code> . Each dashboard has a running user, whose security settings determine which data to display in a dashboard.	Small, 32.0	32.0
thumbnailUrl	String	The source URL to retrieve the thumbnail image of a snapshot. Access this URL with OAuth credentials.	Small, 32.0	32.0

Dashboard Component Snapshot Capability

If a feed element has this capability, it has a dashboard component snapshot. A snapshot is a static image of a dashboard component at a specific point in time.

Property Name	Type	Description	Filter Group and Version	Available Version
dashboard Component Snapshot	Dashboard Component Snapshot	The dashboard component snapshot.	Small, 32.0	32.0

Datacloud Company

The Data.com company record. If you own a company record, you see all the fields. If you don't own the company record, some fields are hidden by asterisks (**).

Property Name	Type	Description	Filter Group and Version	Available Version
active Contacts	Integer	The number of active contacts that the company has.	Small, 32.0	32.0

Property Name	Type	Description	Filter Group and Version	Available Version
address	ConnectApi.Address	The address of the company.	Small, 32.0	32.0
annual Revenue	Double	The amount of money that the company makes in one year.	Small, 32.0	32.0
companyId	String	The unique numerical identifier for the company.	Small, 32.0	32.0
description	String	The description of the company.	Small, 32.0	32.0
dunsNumber	String	A randomly generated nine-digit number that's assigned by Dun & Bradstreet (D&B) to identify unique business establishments.	Small, 32.0	32.0
industry	String	A description for the area of focus in which the company does business.	Small, 32.0	32.0
isInactive	Boolean	Whether the company information is no longer accurate (true) or the company information is up-to-date (false).	Small, 32.0	32.0
isOwned	Boolean	Whether the company has been purchased by you or your organization (true) or not (false).	Small, 32.0	32.0
naicsCode	String	North American Industry Classification System (NAICS) codes were created to provide details about a business's service orientation. The code descriptions are focused on what a business does.	Small, 32.0	32.0
naics Description	String	A description of the NAICS classification.	Small, 32.0	32.0
name	String	The company's name.	Small, 32.0	32.0
numberOf Employees	Integer	The number of employees who are working for the company.	Small, 32.0	32.0
ownership	String	The type of ownership of the company: <ul style="list-style-type: none"> • Public • Private • Government • Other 	Small, 32.0	32.0

Property Name	Type	Description	Filter Group and Version	Available Version
phoneNumbers	ConnectApi.PhoneNumber	A numerical string that contains a corporate telephone number for the company.	Small, 32.0	32.0
sic	String	Standard Industrial Codes (SIC) is a numbering convention that indicates what type of service a business provides.	Small, 32.0	32.0
sic Description	String	A description of the SIC classification.	Small, 32.0	32.0
site	String	The type of location of the company, such as "Headquarters."	Small, 32.0	32.0
tickerSymbol	String	The symbol that uniquely identifies companies that are traded on public stock exchanges.	Small, 32.0	32.0
tradeStyle	String	The symbol that uniquely identifies companies that are traded on public stock exchanges.	Small, 32.0	32.0
updatedAtDate	Date	The date when the information was last updated for this company.	Small, 32.0	32.0
website	String	The URL to the company's website.	Small, 32.0	32.0
yearStarted	String	The year when the company was founded.	Small, 32.0	32.0

Datacloud Company Collection

Purchase details for all companies that were purchased for a specific order.

Property Name	Type	Description	Filter Group and Version	Available Version
companies	ConnectApi.DatacloudCompany	A list of all companies for a specific order.	Small, 32.0	32.0
current PageUrl	String	The URL to the current page of companies.	Medium, 32.0	32.0
nextPageUrl	String	The URL to the next page of companies. If there isn't a next page, value is <code>null</code> .	Small, 32.0	32.0

Property Name	Type	Description	Filter Group and Version	Available Version
previous PageUrl	String	The URL to the previous page of companies. The value is <code>null</code> if there isn't a previous page.	Medium, 32.0	32.0
total	Integer	Number of companies in the order. Users can set how many companies are displayed on a page. The default page size is 25.	Small, 32.0	32.0

Datacloud Contact

Information about Data.com contacts. If you own a contact, you see all the fields. If you don't own the contact record, some fields are hidden by asterisks (**).

Property Name	Type	Description	Filter Group and Version	Available Version
address	ConnectApi.Address[]	A postal address for the company where this contacts works.	Small, 32.0	32.0
companyId	String	The unique numerical identifier for the company at which the contact works.	Small, 32.0	32.0
companyName	String	The name of the company at which the contact works.	Small, 32.0	32.0
contactId	String	The unique numerical identifier for a contact.	Small, 32.0	32.0
department	String	The name of the department to which the contact is assigned.	Small, 32.0	32.0
email	String	An email address for this contact.	Small, 32.0	32.0
firstName	String	The first name of a contact.	Small, 32.0	32.0
isInactive	Boolean	A <code>true</code> or <code>false</code> response. True means that the record is no longer active. False means that the contact is still valid and active.	Small, 32.0	32.0
isOwned	Boolean	Specifies whether your organization owns this contact.	Small, 32.0	32.0
lastName	String	The last name of a contact.	Small, 32.0	32.0
level	String	A human resource label designating a person's level in the company.	Small, 32.0	32.0

Property Name	Type	Description	Filter Group and Version	Available Version
phoneNumbers	ConnectApi.PhoneNumber[]	A numerical string that contains the direct-dial phone number for the contact.	Small, 32.0	32.0
title	String	The job title for a contact.	Small, 32.0	32.0
updatedAtDate	Date	The date when the information for this contacts was updated.	Small, 32.0	32.0

Datacloud Contact Collection

Purchase details for all contacts that were purchased for a specific order.

Property Name	Type	Description	Filter Group and Version	Available Version
contacts	ConnectApi.DatacloudContact[]	A list of all the contacts for a specific <i>orderId</i> .	Small, 32.0	32.0
current PageUrl	String	The current page of contacts.	Medium, 32.0	32.0
nextPageUrl	String	The URL to the next page of contacts. If there's only one page of contacts, the value is null.	Small, 32.0	32.0
previous PageUrl	String	The URL to the previous page of contacts. The value is null when there's only one page of contacts.	Medium, 32.0	32.0
total	Integer	Number of contacts that are associated with this order. The total number of contacts can be greater than the number of contacts that are displayed on a single page.	Small, 32.0	32.0

Datacloud Import

Represents the Data.com contact import response.

Property Name	Type	Description	Filter Group and Version	Available Version
duplicatesSkippedCount	Integer	The number of duplicate records blocked from being added.	Small, 36.0	35.0

Property Name	Type	Description	Filter Group and Version	Available Version
<code>errorCount</code>	Integer	The number of errors generated for this response.	Small, 36.0	35.0
<code>errorMessageDescriptionUrl</code>	String	The URL to the error message for this response.	Small, 36.0	35.0
<code>importStatus</code>	Datacloud Import Status[]	The status of this response.	Small, 36.0	35.0
<code>orgAllowsDuplicates</code>	Boolean	Indicates whether duplicate rules are turned on for the organization. True means that the organization accepts duplicate records, and false means the organization blocks duplicate records.	Small, 36.0	35.0
<code>successCount</code>	Integer	The number of contacts successfully added to the organization.	Small, 36.0	35.0

Datacloud Import Status

Represents the status for each `contactId` for this request.

Property Name	Type	Description	Filter Group and Version	Available Version
<code>datacloudId</code>	String	The contact's ID. Each <code>contactId</code> is a unique numeric value.	Small, 36.0	35.0
<code>importStatus</code>	String	The import status for each contact listed in the request. Values are: <ul style="list-style-type: none"> • Duplicate • Error • Success 	Small, 36.0	35.0

Datacloud Order

Information about the Data.com records that you purchased and details of the purchase.

Property Name	Type	Description	Filter Group and Version	Available Version
<code>entityUrl</code>	String	A URL to a list of purchased records for a specific order.	Small, 32.0	32.0

Property Name	Type	Description	Filter Group and Version	Available Version
id	String	The <code>orderId</code> that identifies a specific order.	Small, 32.0	32.0
purchaseCount	Integer	The number of records that were purchased for this order.	Small, 32.0	32.0
purchaseDate	Date	The date when records were purchased.	Small, 32.0	32.0
url	String	A URL for the order information for a specific order.	Small, 32.0	32.0

Datacloud Purchase Usage

Information about the Data.com purchase usage for an organization. Shows the credits that are used and available for Monthly and Listpool users.

Property Name	Type	Description	Filter Group and Version	Available Version
listpoolCreditsAvailable	Integer	Listpool credits that are available for all users in the Listpool group.	Small, 32.0	32.0
listpoolCreditsUsed	Integer	Listpool credits that were used by all the users in the Listpool group.	Small, 32.0	32.0
monthlyCreditsAvailable	Integer	Monthly credits that are assigned to a specific user.	Small, 32.0	32.0
monthlyCreditsUsed	Integer	Monthly credits that were used by a specific user.	Small, 32.0	32.0

Edit Capability

If a feed element or comment has this capability, it can be edited by users who have permission.

Property Name	Type	Description	Filter Group and Version	Available Version
isEditRestricted	Boolean	Specifies whether editing this feed element or comment is restricted. If <code>true</code> , the context user can't edit this feed element or comment. If <code>false</code> , the context user may or may not have permission to edit this feed element or comment. To determine if a feed element or comment is editable by the context user, use the Feed Elements ,	Small, 34.0	34.0

Property Name	Type	Description	Filter Group and Version	Available Version
		Editability or Comment Capability, Editability resource.		
isEditable ByMeUrl	String	The URL to check if the context user is able to edit this feed element or comment.	Medium, 34.0	34.0
lastEditedBy	User Detail	Who last edited this feed element or comment.	Small, 34.0	34.0
lastEditedDate	Date	The most recent edit date of this feed element or comment.	Small, 34.0	34.0
latestRevision	Integer	The most recent revision of this feed element or comment.	Small, 34.0	34.0
relativeLast EditedDate	String	Relative last edited date, for example, "2h ago."	Small, 34.0	34.0

Email Address

An email address for an email message sent from a case record in Case Feed.

Property	Type	Description	Filter Group and Version	Available Version
displayName	String	Display name for an email address	Small, 29.0	29.0
emailAddress	String	Email address	Small, 29.0	29.0
relatedRecord	Record Summary	The summary of a related record, for example, a contact or user summary.	Small, 36.0	36.0


Email Attachment

An email attachment in an email message.

Property Name	Type	Description	Filter Group and Version	Available Version
attachment	Record Summary	Record summary of the attachment.	Small, 36.0	36.0
contentType	String	Type of attachment.	Small, 36.0	36.0
fileName	String	Name of the attachment.	Small, 36.0	36.0

Email Message Capability

If a feed element has this capability, it has an email message from a case.

Property Name	Type	Description	Filter Group and Version	Available Version
attachments	Email Attachment []	The attachments in the email message.	Big, 36.0	36.0
bccAddresses	Email Address []	The BCC addresses for the email message.	Small, 36.0	36.0
body	String	The body of the email message.	Big, 36.0	36.0
ccAddresses	Email Address []	The CC addresses for the email message.	Small, 36.0	36.0
direction	String	The direction of the email message. Values are: <ul style="list-style-type: none"> Inbound—An inbound message (sent by a customer). Outbound—An outbound message (sent to a customer by a support agent). 	Small, 32.0	32.0
emailMessageId	String	The ID of the email message.	Small, 32.0	32.0
fromAddress	Email Address	The From address for the email message.	Small, 36.0	36.0
isRichText	Boolean	Indicates whether the body of the email message is in rich text format.	Small, 36.0	36.0
subject	String	The subject of the email message.	Small, 32.0	32.0
textBody	String	The body of the email message.  Important: In version 36.0 and later, use the <code>body</code> property.	Big, 32.0	32.0–35.0
toAddresses	Email Address []	The To addresses of the email message.	Small, 32.0	32.0

Enhanced Link Capability

If a feed element has this capability, it has a link that may contain supplemental information like an icon, a title, and a description.

Property Name	Type	Description	Filter Group and Version	Available Version
description	String	A description with a 500 character limit.	Small, 32.0	32.0
icon	Icon	A icon.	Small, 32.0	32.0
linkRecordId	String	A ID associated with the link if the link URL refers to a Salesforce record.	Small, 32.0	32.0

Property Name	Type	Description	Filter Group and Version	Available Version
<code>linkUrl</code>	String	A link URL to a detail page if available content can't display inline.	Small, 32.0	32.0
<code>title</code>	String	A title to a detail page.	Small, 32.0	32.0

Environment Hub My Domain Validation

Results from an attempt to validate a My Domain value.

Property Name	Type	Description	Filter Group and Version	Available Version
<code>validationError</code>	String	A validation error for a proposed domain. One of these values: <ul style="list-style-type: none"> <code>Duplicate</code>—The proposed domain is already in use. <code>Invalid</code>—The proposed domain is not a valid CNAME. <code>Valid</code>—The proposed domain is valid. 	Small, 36.0	36.0

SEE ALSO:

[Environment Hub My Domain Validation](#)

Environment Hub OAuth URL

An OAuth URL that initiates the workflow to connect an org to an Environment Hub.

Property Name	Type	Description	Filter Group and Version	Available Version
<code>oauthUrl</code>	String	The generated URL.	Small, 36.0	36.0

SEE ALSO:

[Environment Hub OAuth URL Generator](#)

Environment Hub Sign-up Member Validation

The results from validation of the input parameters used to create an Environment Hub member org.

Property Name	Type	Description	Filter Group and Version	Available Version
errorMessage	String	If the parameters were invalid, this property contains the error string.	Small, 36.0	36.0
orgEdition	String	If the parameters were valid, this property contains the edition of the member org.	Small, 36.0	36.0
trialMaxLengthDays	Integer	If the parameters were valid, this property contains the trial length of the member org.	Small, 36.0	36.0

SEE ALSO:

[Environment Hub Sign-up Member Validation](#)

Environment Hub SSO User Mapping Validation

Results from validating a potential SSO user mapping between a user in an Environment Hub and a user in a hub member org.

Property Name	Type	Description	Filter Group and Version	Available Version
errorFieldNames	String[]	If the parameters were invalid, this property contains the names of fields with errors.	Small, 36.0	36.0
errorMessage	String	If the parameters were invalid, this property contains the error string.	Small, 36.0	36.0
hubUserId	String	The ID of a user in an Environment Hub organization.	Small, 36.0	36.0
memberUsername	String	The username of a user in an Environment Hub member organization.	Small, 36.0	36.0
userMappingId	String	The ID of the new SSO user mapping.	Small, 36.0	36.0

SEE ALSO:

[Environment Hub SSO User Mapping Generator](#)

Error Message

Property	Type	Description	Filter Group and Version	Available Version
errorCode	String	An error code with information about the error, for example, <code>INSUFFICIENT_PRIVILEGES</code>	Small, 29.0	23.0
message	String	Description of error	Small, 29.0	23.0

Error with Output

Property	Type	Description	Filter Group and Version	Available Version
message	String	Description of the error	Small, 29.0	27.0
output	Any response body	The response body described in the requested resource. For example, if a successful request returns a Like response body but an error triggers the Error with Output response body, the value of the <code>output</code> property is a Like response body.	Small, 29.0	27.0

Explanation Details

Represents a detailed explanation for some recommendations.

Property	Type	Description	Filter Group and Version	Available Version
data	Various	More information about the recommendation. The value of the <code>type</code> property determines what is returned. <ul style="list-style-type: none"> <code>UserFollowsSameUsers</code>—people that both the user and recommended person are following. See User Summary. <code>GroupMembersFollowed</code>—people that the user is following and that are members of the recommended group. See User Summary. <code>UserViewingSameRecords</code>—records that the user and the recommended person have recently viewed. See Record Summary. <code>RecordParentOfFollowed</code>—records that the user is following and that are child records of the recommended record. See Record Summary. 	Small, 29.0	24.0
summary	String	Summary explanation for recommendation.	Small, 29.0	24.0
type	String	Indicates the reason for the recommendation. <ul style="list-style-type: none"> <code>Custom</code>—Custom recommendations <code>FilePopular</code>—Files with many followers or views <code>FileViewedTogether</code>—Files often viewed at the same time as other files the context user views 	Small, 29.0	24.0

Property	Type	Description	Filter Group and Version	Available Version
		<ul style="list-style-type: none"> FollowedTogetherWithFollowees—Users often followed together with other records the context user follows GroupMembersFollowed—Groups with members the context user follows GroupNew—Recently created groups GroupPopular—Groups with many active members ItemViewedTogether—Records often viewed at the same time as other records the context user views PopularApp—Applications that are popular RecordOwned—Records owned by the context user RecordParentOfFollowed—Parent records of records the context user follows RecordViewed—Records the context user recently viewed TopicFollowedTogether—Topics often followed together with the record the context user just followed TopicFollowedTogetherWithFollowees—Topics often followed together with other records the context user follows TopicPopularFollowed—Topics with many followers TopicPopularLiked—Topics on posts that have many likes UserDirectReport—Users who report to the context user UserFollowedTogether—Users often followed together with the record the context user just followed UserFollowsSameUsers—Users who follow the same users as the context user UserManager—The context user’s manager UserNew—Recently created users UserPeer—Users who report to the same manager as the context user UserPopular—Users with many followers 		

Property	Type	Description	Filter Group and Version	Available Version
		<ul style="list-style-type: none"> <code>UserViewingSameRecords</code>—Users who view the same records as the context user 		

Explanation Summary

Represents a summary explanation for a recommendation.

Property	Type	Description	Filter Group and Version	Available Version
<code>detailsUrl</code>	String	URL for explanation details or <code>null</code> if the recommendation doesn't have a detailed explanation.	Small, 29.0	24.0
<code>summary</code>	String	Summary explanation for recommendation.	Small, 29.0	23.0
<code>type</code>	String	Indicates the reason for the recommendation. <ul style="list-style-type: none"> <code>Custom</code>—Custom recommendations <code>FilePopular</code>—Files with many followers or views <code>FileViewedTogether</code>—Files often viewed at the same time as other files the context user views <code>FollowedTogetherWithFollowees</code>—Users often followed together with other records the context user follows <code>GroupMembersFollowed</code>—Groups with members the context user follows <code>GroupNew</code>—Recently created groups <code>GroupPopular</code>—Groups with many active members <code>ItemViewedTogether</code>—Records often viewed at the same time as other records the context user views <code>PopularApp</code>—Applications that are popular <code>RecordOwned</code>—Records owned by the context user <code>RecordParentOfFollowed</code>—Parent records of records the context user follows <code>RecordViewed</code>—Records the context user recently viewed 	Small, 29.0	24.0

Property	Type	Description	Filter Group and Version	Available Version
		<ul style="list-style-type: none"> <code>TopicFollowedTogether</code>—Topics often followed together with the record the context user just followed <code>TopicFollowedTogetherWithFollowees</code>—Topics often followed together with other records the context user follows <code>TopicPopularFollowed</code>—Topics with many followers <code>TopicPopularLiked</code>—Topics on posts that have many likes <code>UserDirectReport</code>—Users who report to the context user <code>UserFollowedTogether</code>—Users often followed together with the record the context user just followed <code>UserFollowsSameUsers</code>—Users who follow the same users as the context user <code>UserManager</code>—The context user's manager <code>UserNew</code>—Recently created users <code>UserPeer</code>—Users who report to the same manager as the context user <code>UserPopular</code>—Users with many followers <code>UserViewingSameRecords</code>—Users who view the same records as the context user 		

External File Permission Information

External file permissions information.

Property Name	Type	Description	Filter Group and Version	Available Version
<code>externalFilePermissionTypes</code>	Files Connect Permission Type[]	The available permission types for the parent folder of the external file, or <code>null</code> for non-external files or when <code>includeExternalFilePermissionsInfo</code> is <code>false</code> .	Small, 35.0	35.0
<code>externalFilePermissionsFailure</code>	Boolean	<code>true</code> if the retrieval of external file information failed or if <code>includeExternalFilePermissionsInfo</code> is <code>false</code> ; <code>false</code> otherwise.	Small, 35.0	35.0

Property Name	Type	Description	Filter Group and Version	Available Version
externalFilePermissionsInfoFailureReason	String	A failure explanation, if <code>includeExternalFilePermissionsInfo</code> is <code>true</code> and there was a failure; <code>null</code> otherwise.	Small, 35.0	35.0
externalFileSharingStatus	String	Specifies the current sharing status for the external file. Values are: <ul style="list-style-type: none"> <code>DomainSharing</code>—File is shared with the domain. <code>PrivateSharing</code>—File is private or shared only with individuals. <code>PublicSharing</code>—File is publicly shared. Value is <code>null</code> for non-external files or when <code>includeExternalFilePermissionsInfo</code> is <code>false</code> .	Small, 35.0	35.0
repositoryPublicGroups	Repository Group Summary[]	The available public groups in the external repository or <code>null</code> for non-external files or when <code>includeExternalFilePermissionsInfo</code> is <code>false</code> .	Small, 35.0	35.0

Favorite

Property	Type	Description	Filter Group and Version	Available Version
community	Reference	Information about the community. Returns <code>null</code> if favorite exists in default community or communities aren't enabled.	Medium, 29.0	26.0
createdBy	User Summary	Information about the original creator of the favorite	Medium, 29.0	24.0
feedUrl	String	URL to the feed item for this favorite	Small, 29.0	24.0
id	String	18-character ID of the favorite	Small, 29.0	24.0
lastViewDate	String	ISO8601 date string, for example, 2011-02-25T18:24:31.000Z	Medium, 29.0	24.0
name	String	Name of the favorite	Small, 29.0	24.0
searchText	String	If the favorite is from a search, contains the search text, if not, contains <code>null</code> .	Medium, 29.0	24.0

Property	Type	Description	Filter Group and Version	Available Version
target	Reference	A reference to the topic if applicable, null otherwise	Small, 29.0	28.0
type	String	One of the following values: <ul style="list-style-type: none"> • <code>ListView</code> • <code>Search</code> • <code>Topic</code> 	Small, 29.0	24.0
url	String	URL to this favorite	Small, 29.0	24.0
user	User Summary	Information about the user who saved this favorite	Medium, 29.0	24.0

Favorites Page

Property	Type	Description	Filter Group and Version	Available Version
favorites	Favorite[]	Collection of one or more favorites	Small, 29.0	24.0
total	Integer	Total number of favorites	Small, 29.0	24.0

Features


Features that are available to the context user. If a feature is disabled, the resources associated with that feature are unavailable and some feature-related properties on objects are set to `null`.

Property	Type	Description	Filter Group and Version	Available Version
chatter	Boolean	Specifies whether Chatter is enabled for an organization or not	Small, 29.0	27.0
chatterActivity	Boolean	Specifies whether the user details include information about Chatter activity	Small, 29.0	24.0
chatterAnswers	Boolean	Specifies whether Chatter Answers is enabled	Small, 29.0	29.0
chatterGlobalInfluence	Boolean	Specifies whether the user details include global Chatter activity	Small, 29.0	24.0
chatterGroupRecords	Boolean	Specifies whether Chatter groups can have records associated with them	Small, 33.0	33.0
chatterGroupRecordSharing	Boolean	Specifies whether Chatter records are implicitly shared among group members when records are added to groups	Small, 33.0	33.0

Property	Type	Description	Filter Group and Version	Available Version
<code>chatterMessages</code>	Boolean	Specifies whether Chatter messages are enabled for the organization	Small, 29.0	24.0
<code>chatterTopics</code>	Boolean	Specifies whether Chatter topics are enabled	Small, 29.0	28.0
<code>communitiesEnabled</code>	Boolean	Specifies whether Salesforce Communities is enabled	Small, 31.0	31.0
<code>communityModeration</code>	Boolean	Specifies whether community moderation is enabled for this organization	Small, 29.0	29.0
<code>communityReputation</code>	Boolean	Specifies whether reputation is enabled for communities in this organization.	Small, 32.0	32.0
<code>dashboardComponentSnapshots</code>	Boolean	Specifies whether the user can post dashboard component snapshots	Small, 29.0	24.0
<code>defaultCurrencyIsoCode</code>	String	The ISO code of the default currency. Applicable only when <code>multiCurrency</code> is <code>false</code> .	Small, 29.0	28.0
<code>feedPolling</code>	Boolean	Reserved for future use.	Small, 29.0	24.0
<code>files</code>	Boolean	Specifies whether files can act as resources for Chatter REST API	Small, 29.0	24.0
<code>filesOnComments</code>	Boolean	Specifies whether files can be attached to comments	Small, 29.0	24.0
<code>groupsCanFollow</code>	Boolean	Reserved for future use	Small, 29.0	28.0–29.0
<code>ideas</code>	Boolean	Specifies whether Ideas is enabled	Small, 29.0	29.0
<code>managedTopicsEnabled</code>	Boolean	Indicates access to the community home feed and the managed topic feed	Small, 32.0	32.0
<code>maxFilesPerFeedItem</code>	Integer	Specifies the maximum number of files that can be added to a feed item.	Small, 36.0	36.0
<code>mobileNotificationsEnabled</code>	Boolean	Reserved for future use	Small, 29.0	29.0
<code>multiCurrency</code>	Boolean	Indicates whether the user's organization uses multiple currencies (<code>true</code>) or not (<code>false</code>). When <code>false</code> , the <code>defaultCurrencyIsoCode</code> indicates the ISO code of the default currency.	Small, 29.0	28.0
<code>offlineEditEnabled</code>	Boolean	Specifies whether the offline object permissions are enabled for Salesforce1 downloadable app mobile clients.	Small, 36.0	36.0
<code>publisherActions</code>	Boolean	Indicates whether actions in the publisher are enabled	Small, 29.0	28.0

Property	Type	Description	Filter Group and Version	Available Version
storeDataOnDevicesEnabled	Boolean	Indicates whether the Salesforce1 downloadable apps can use secure, persistent storage on mobile devices to cache data.	Small, 30.0	30.0
trendingTopics	Boolean	Specifies whether trending topics are enabled	Small, 29.0	24.0
viralInvitesAllowed	Boolean	Specifies whether existing Chatter users can invite people in their company to use Chatter	Small, 29.0	24.0
wave	Boolean	Indicates whether Wave is enabled	Small, 36.0	36.0

Feed

Property	Type	Description	Filter Group and Version	Available Version
feedElementPostUrl	String	URL for posting feed elements to this subject When returned by a request that includes the HTTP header <code>X-Connect-Bearer-Urns: true</code> , the URL includes a bearer token. Use this bearer token URL to make POST requests.	Small, 31.0	31.0
feedElementsUrl	String	URL of feed elements	Small, 31.0	31.0
feedItemsUrl	String	URL of feed items	Small, 29.0	23.0–31.0
isModifiedUrl	String	A News Feed Is-Modified resource with a <code>since</code> request parameter that contains an opaque token that describes when the feed was last modified. Returns <code>null</code> if feed is not a news feed.  Important: This feature is available through a Feed Polling pilot program. This pilot program is closed and not accepting new participants.	Small, 29.0	23.0
respectsMute	Boolean	Indicates whether the feed respects the mute feature. If <code>true</code> , the feed shows the ability to mute or unmute each element, depending on the value of <code>isMutedByMe</code> ; <code>null</code> if the mute feature is disabled for the organization.	Small, 35.0	35.0

Feed Directory

Property	Type	Description	Filter Group and Version	Available Version
favorites	Favorite[]	Collection of favorites that the context user has saved.	Small, 29.0	24.0
feeds	Feed Directory Item[]	Collection of feed directory items that the context user is allowed to view	Small, 29.0	23.0

Feed Directory Item

The definition of a feed.

Property	Type	Description	Filter Group and Version	Available Version
feedElementsUrl	String	URL to the resource of the feed elements for a specific feed. For example: <code>/chatter/feeds/files/me/feed-elements</code>	Small, 31.0	31.0
feedItemsUrl	String	URL to the resource of the feed items for a specific feed. For example: <code>/chatter/feeds/files/me/feed-elements</code>	Small, 29.0	23.0–31.0
feedType	String	The feed type. One of these values: <ul style="list-style-type: none"> <code>Bookmarks</code>—Contains all feed items saved as bookmarks by the context user. <code>Company</code>—Contains all feed items except feed items of type <code>TrackedChange</code>. To see the feed item, the user must have sharing access to its parent. <code>Files</code>—Contains all feed items that contain files posted by people or groups that the context user follows. <code>Filter</code>—Contains the news feed filtered to contain feed items whose parent is a specified object type. <code>Groups</code>—Contains all feed items from all groups the context user either owns or is a member of. <code>Home</code>—Contains all feed items associated with any managed topic in a community. <code>Moderation</code>—Contains all feed items that have been flagged for moderation. The Communities 	Big, 30.0	30.0

Property	Type	Description	Filter Group and Version	Available Version
		<p>Moderation feed is available only to users with “Moderate Community Feeds” permissions.</p> <ul style="list-style-type: none"> Mute—Contains all feed items that the context user muted. News—Contains all updates for people the context user follows, groups the user is a member of, and files and records the user is following. Also contains all updates for records whose parent is the context user and every feed item and comment that mentions the context user or that mentions a group the context user is a member of. People—Contains all feed items posted by all people the context user follows. Record—Contains all feed items whose parent is a specified record, which could be a group, user, object, file, or any other standard or custom object. When the record is a group, the feed also contains feed items that mention the group. When the record is a user, the feed contains only feed items on that user. You can get another user’s record feed. To—Contains all feed items with mentions of the context user, feed items the context user commented on, and feed items created by the context user that are commented on. Topics—Contains all feed items that include the specified topic. UserProfile—Contains feed items created when a user changes records that can be tracked in a feed, feed items whose parent is the user, and feed items that @mention the user. This feed is different than the news feed, which returns more feed items, including group updates. You can get another user’s user profile feed. 		
<code>feedUrl</code>	String	<p>URL to the resource of a specific feed. For example:</p> <pre>/services/data/v36.0/chatter/feeds/files/me</pre>	Small, 29.0	23.0
<code>keyPrefix</code>	String	<p>For filter feeds, this value is the key prefix associated with the entity type used to filter this feed. All feed items in this feed have a parent whose entity type matches this key prefix value. For non-filter feeds, this value is <code>null</code>.</p>	Big, 30.0	30.0


Property	Type	Description	Filter Group and Version	Available Version
		A <i>key prefix</i> is the first three characters of a record ID, which specifies the entity type.		
label	String	Name of the feed, such as, Groups, People, Company, and so on	Small, 29.0	23.0

Feed Element Capabilities

A container for all capabilities that can be included with a feed element.

In API version 30.0 and earlier, most feed items can have comments, likes, topics, and so on. In version 31.0 and later, every feed item (and feed element) can have a unique set of *capabilities*. If a capability property exists on a feed element, that capability is available, even if the capability property doesn't have a value. For example, if the `ChatterLikes` capability property exists on a feed element (with or without a value), the context user can like that feed element. If the capability property doesn't exist, it isn't possible to like that feed element. A capability can also contain associated data. For example, the `Moderation` capability contains data about moderation flags.

Property Name	Type	Description	Filter Group and Version	Available Version
approval	Approval Capability	If a feed element has this capability, it includes information about an approval.	Small, 32.0	32.0
associatedActions	Associated Actions Capability	If a feed element has this capability, it has platform actions associated with it.	Small, 31.0	31.0
banner	Banner Capability	If this feed element has this capability, it has a banner motif and style.	Small, 31.0	31.0
bookmarks	Bookmarks Capability	If a feed element has this capability, the context user can bookmark it.	Small, 31.0	31.0
bundle	Generic Bundle Capability or Tracked Change Bundle Capability	If a feed element has this capability, the feed element may be a group of other feed elements condensed into one.	Small, 31.0	31.0
canvas	Canvas Capability	If a feed element has this capability, it renders a canvas app.	Small, 32.0	32.0
caseComment	Case Comment Capability	If a feed element has this capability, it has a case comment on the case feed.	Small, 32.0	32.0
chatterLikes	Chatter Likes Capability	If a feed element has this capability, the context user can like it. Exposes information about existing likes.	Small, 31.0	31.0

Property Name	Type	Description	Filter Group and Version	Available Version
comments	Comments Capability	If a feed element has this capability, the context user can add a comment.	Small, 31.0	31.0
content	Content Capability	<p>If a comment has this capability, it has a file attachment.</p> <p>Most Content Capability properties are null if the content has been deleted from the feed element or if the access has changed to private.</p> <p> Important: In version 36.0 and later, use the <code>files</code> property.</p>	Small, 32.0	32.0–35.0
dashboardComponentSnapshot	Dashboard Component Snapshot Capability	If a feed element has this capability, it has a dashboard component snapshot. A snapshot is a static image of a dashboard component at a specific point in time.	Small, 32.0	32.0
edit	Edit Capability	If a feed element has this capability, users who have permission can edit it.	Small, 34.0	34.0
emailMessage	Email Message Capability	If a feed element has this capability, it has an email message from a case.	Small, 32.0	32.0
enhancedLink	Enhanced Link Capability	If a feed element has this capability, it has a link that may contain supplemental information like an icon, a title, and a description.	Small, 32.0	32.0
files	Files Capability	If a feed element has this capability, it has one or more file attachments.	Small, 36.0	36.0
link	Link Capability	If a feed element has this capability, it has a link.	Small, 32.0	32.0
moderation	Moderation Capability	If a feed element has this capability, users in the community can flag the feed element for moderation. This response body also includes information about the flagged content.	Small, 31.0	31.0
mute	Mute Capability	If a feed element has this capability, users can mute it.	Small, 35.0	35.0
poll	Poll Capability	If a feed element has this capability, the feed element can include a poll for voting.	Small, 31.0	31.0
origin	Origin Capability	If a feed element has this capability, it was created by a feed action.	Small, 33.0	33.0

Property Name	Type	Description	Filter Group and Version	Available Version
questionAndAnswers	Question and Answers Capability	If a feed element has this capability, it has a question and comments on the feed element are answers to the question.	Small, 31.0	31.0
recommendations	Recommendations Capability	If a feed element has this capability, it has a recommendation.	Small, 32.0	32.0
recordSnapshot	Record Snapshot Capability	If a feed element has this capability, it contains all the snapshotted fields of a record for a single create record event.	Small, 32.0	32.0
socialPost	Social Post Capability	If a feed element has this capability, it can interact with a social post on a social network.	Small, 36.0	36.0
topics	Topics Capability	If a feed element has this capability, the context user can add topics to it. Topics help users organize and discover conversations.	Small, 31.0	31.0
trackedChanges	Tracked Changes Capability	If a feed element has this capability, it contains all changes to a record for a single tracked change event.	Small, 32.0	32.0

Feed Element Page

Container of feed elements with paginated results.

Property Name	Type	Description	Filter Group and Version	Available Version
currentPageUrl	String	Chatter REST API URL identifying the current page.	Medium, 31.0	31.0
elements		Collection of feed elements. A feed element can be any of these: <ul style="list-style-type: none"> Generic Feed Element Feed Item 	Small, 31.0	31.0
isModifiedToken	String	An opaque polling token that describes when a news feed was last modified. Use this as the value in the <code>since</code> request parameter of the <code>/chatter/feeds/news/me/feed-elements/is-modified</code> resource.	Medium, 31.0	31.0

Property Name	Type	Description	Filter Group and Version	Available Version
		<p>! Important: This feature is available through a Feed Polling pilot program. This pilot program is closed and not accepting new participants.</p>		
<code>isModifiedUrl</code>	String	A Chatter REST API URL with a <code>since</code> request parameter that contains an opaque token that describes when the feed was last modified. Returns <code>null</code> if the feed isn't a news feed. Use this URL to poll a news feed for updates.	Medium, 31.0	31.0
		<p>! Important: This feature is available through a Feed Polling pilot program. This pilot program is closed and not accepting new participants.</p>		
<code>nextPageUrl</code>	String	Chatter REST API URL identifying the next page or <code>null</code> if there isn't a next page. Check whether this value is <code>null</code> before getting another page. If a page doesn't exist, a <code>ConnectApi.NotFoundException</code> error is returned.	Small, 31.0	31.0
<code>updatesToken</code>	String	Token to use in an <code>updatedSince</code> parameter, or <code>null</code> if not available. An opaque polling token that describes when a news feed was last modified. Use this token as the value in the <code>updatedSince</code> request parameter of the <code>/chatter/feeds/news/me/feed-elements</code> resource.	Big, 31.0	31.0
<code>updatesUrl</code>	String	A resource with the feed elements updated since the feed was refreshed. Value is <code>null</code> if the feed doesn't support updates polling.	Big, 31.0	31.0


Feed Entity Is Editable




Indicates whether the context user can edit a feed element or comment.



Property Name	Type	Description	Filter Group and Version	Available Version
areAttachments EditableByMe	Boolean	<code>true</code> if the context user can add and remove attachments on the feed element or comment, <code>false</code> otherwise.	Small, 36.0	36.0
feedEntityUrl	String	URL of the feed element or comment.	Small, 34.0	34.0
isEditableByMe	Boolean	<code>true</code> if the context user can edit the feed element or comment, <code>false</code> otherwise.	Small, 34.0	34.0





Feed Item




A feed is made up of feed elements. A feed item is a type of feed element.

Property	Type	Description	Filter Group and Version	Available Version
actor	Depends on parent	The entity that created the feed item. Values are: <ul style="list-style-type: none"> Record Summary—if a record (23.0) User Summary—if a user (23.0) Unauthenticated User—if a Chatter customer (24.0)  Note: If the actor is a user, a User Summary response body is returned, not a Record Summary of type user.	Small, 29.0	
attachment	Depends on type	Depends on the <code>type</code> value of the attachment. Values include: <ul style="list-style-type: none"> Approval—Feed Item Attachment: Approval (v27.0–31.0) BasicTemplate—Feed Item Attachment: Basic Template (v27.0–31.0) Canvas—Feed Item Attachment: Canvas Template (v29.0–31.0) CaseComment—Feed Item Attachment: Case Comment (v24.0–31.0) Content—Feed Item Attachment: Content or <code>null</code> if the content is unavailable (v23.0–31.0) DashboardComponent—Feed Item Attachment: Dashboard (v24.0–31.0) EmailMessage—Feed Item Attachment: Email Message (v29.0–31.0) Link—Feed Item Attachment: Link (v23.0–31.0) Poll—Feed Item Attachment: Poll (v26.0–31.0) 	Medium, 29.0	

Property	Type	Description	Filter Group and Version	Available Version
		<ul style="list-style-type: none"> RecordSnapshot—Feed Item Attachment: Record Snapshot (v29.0–31.0) TrackedChange—Feed Item Attachment: Tracked Change (v29.0–31.0) <p> Important: As of API version 32.0, use the <code>capabilities</code> property.</p>		
<code>body</code>	Feed Item Body	<p>Information about the feed item.</p> <p>In API versions to 28.0, use the <code>/body/text</code> property as the default case for rendering text. In API versions 29.0–30.0, use the <code>/preamble/text</code> property as the default case for rendering text. In API versions 31.0 and later, use the <code>/header/text</code> property as the default case for rendering text.</p>	Small, 29.0	23.0
<code>canShare</code>	Boolean	<p>Indicates whether the feed item can be shared.</p> <p>If a feed item has multiple file attachments and at least one attachment has been deleted or is inaccessible, the feed item can't be shared. The <code>canShare</code> value is incorrectly set to <code>true</code> in these cases.</p>	Medium, 29.0	27.0
<code>capabilities</code>	Feed Element Capabilities	Auxiliary information for the feed element. The feed element's characteristics are made up of these capabilities.	Medium, 31.0	31.0
<code>clientInfo</code>	ClientInfo	Information about the connected app used to authenticate the connection	Medium, 29.0	23.0
<code>comments</code>	Comment Page	<p>Comments for this feed item.</p> <p> Important: As of API version 32.0, use the <code>capabilities.comments.page</code> property.</p>	Small, 29.0	23.0–31.0
<code>createdDate</code>	String	ISO8601 date string, for example, 2011-02-25T18:24:31.000Z	Small, 29.0	23.0
<code>currentUserLike</code>	Reference	<p> Note: This property is no longer available as of version 24.0. Use the <code>myLike</code> property instead.</p> <p>A reference to a like object if applicable, <code>null</code> otherwise.</p>		23.0–24.0
<code>event</code>	Boolean	<code>true</code> if feed item created due to an event change, <code>false</code> otherwise	Medium, 29.0	23.0

Property	Type	Description	Filter Group and Version	Available Version
<code>feedElementType</code>	String	<p>Feed elements are the top-level objects that a feed contains. The feed element type describes the characteristics of that feed element. One of these values:</p> <ul style="list-style-type: none"> <code>Bundle</code>—A container of feed elements. A bundle also has a body made up of message segments that can always be gracefully degraded to text-only values. <code>FeedItem</code>—A feed item has a single parent and is scoped to one community or across all communities. A feed item can have capabilities such as bookmarks, canvas, content, comment, link, poll. Feed items have a body made up of message segments that can always be gracefully degraded to text-only values. <code>Recommendation</code>—A recommendation is a feed element with a recommendations capability. A recommendation suggests records to follow, groups to join, or applications that are helpful to the context user. 	Small, 31.0	31.0
<code>header</code>	Feed Item Body	The header is the title of the post. This property contains renderable plain text for all the segments of the message. If a client doesn't know how to render a feed element type, it should render this text.	Medium, 31.0	31.0
<code>id</code>	String	18-character ID of the feed item	Small, 29.0	23.0
<code>isBookmarkedByCurrentUser</code>	Boolean	<p><code>true</code> if the current user has bookmarked this feed item, <code>false</code> otherwise.</p> <p> Important: As of API version 32.0, use the <code>capabilities.bookmarks.isBookmarkedByCurrentUser</code> property.</p>	Medium, 29.0	24.0–31.0
<code>isDeleteRestricted</code>	Boolean	Returns <code>true</code> if a feed item cannot be deleted by the context user. If it returns <code>false</code> , possibly the context users can delete the feed item.	Medium, 29.0	25.0
<code>isLikedByCurrentUser</code>	Boolean	<p><code>true</code> if the current user has liked this feed item, <code>false</code> otherwise.</p> <p> Important: As of API version 32.0, use the <code>capabilities.chatterLikes.isLikedByCurrentUser</code> property.</p>	Medium, 29.0	23.0–31.0

Property	Type	Description	Filter Group and Version	Available Version
likes	Like Page	Likes for this feed item,  Important: As of API version 32.0, use the <code>capabilities.chatterLikes.page</code> property.	Medium, 29.0	23.0–31.0
likesMessage	Like Message Body	A message body that describes who likes the feed item.  Important: As of API version 32.0, use the <code>capabilities.chatterLikes.likesMessage</code> property.	Small, 29.0	27.0–31.0
modifiedDate	String	ISO8601 date string, for example, 2011-02-25T18:24:31.000Z	Small, 29.0	23.0
moderationFlags	Moderation Flags	Flags for this feed item. Community moderators can view and take action on flagged items. If the <code>communityModeration</code> property of the <code>Features</code> response body is <code>false</code> , this property is <code>null</code> .  Important: As of API version 32.0, use the <code>capabilities.moderation.moderationFlags</code> property.	Big, 29.0	29.0–31.0
myLike	Reference	If the context user has liked the comment, this property is a reference to the specific like, <code>null</code> otherwise.  Important: As of API version 32.0, use the <code>capabilities.chatterLikes.myLike</code> property.	Medium, 29.0	23.0–31.0
originalFeedItem	Reference	A reference to the original feed item if this feed item is a shared feed item, <code>null</code> otherwise	Small, 29.0	24.0
originalFeedItemActor	Depends on type	Value depends on type of original feed item. Values are: <ul style="list-style-type: none"> Record Summary—if original feed item is a record User Summary—if original feed item is a user Unauthenticated User—if original feed item is from a Chatter customer <code>null</code> if this feed item is not a shared feed item 	Medium, 29.0	24.0
parent	Depends on type	Value depends on type of parent. Values are: <ul style="list-style-type: none"> File Summary—if parent is a file Group—if parent is a group Record Summary—if parent is a record User Summary—if parent is a user 	Medium, 29.0	23.0

Property	Type	Description	Filter Group and Version	Available Version
		 Note: If the parent is a user, a User Summary response body is returned, not a Record Summary of type user. The same applies for both groups and files.		
photoUrl	String	URL of the photo associated with the feed item	Medium, 29.0	23.0
preamble	Feed Item Preamble Message Body	<p>The preamble is the title of the post. This property contains renderable plain text for all the segments of the message, for example, "App Builders - Pam Jones".</p> <p>In API versions to 28.0, use the <code>/body/text</code> property as the default case for rendering text. In API versions 29.0–30.0, use the <code>/preamble/text</code> property as the default case for rendering text. In API versions 31.0 and later, use the <code>/header/text</code> property as the default case for rendering text.</p>	Medium, 29.0	27.0–30.0
relativeCreatedDate	String	ISO8601 date string, for example, 2011-02-25T18:24:31.000Z	Small, 29.0	28.0
topics	Feed Item Topics	<p>Topics for this feed item.</p> <p> Important: As of API version 32.0, use the <code>capabilities.topics.items</code> property.</p>	Medium, 29.0	28.0–31.0
type	String	<p>The <code>type</code> property always returns all types, regardless of API version. However, not all types are valid with all API versions.</p> <p> Important: As of API version 32.0, use the <code>capabilities</code> property to determine what can be done with a feed item. See Capabilities.</p> <p>Values are:</p> <ul style="list-style-type: none"> <code>ActivityEvent</code>—Feed item generated in Case Feed when an event or task associated with a parent record with a feed enabled is created or updated. <code>AdvancedTextPost</code>—A feed item with advanced text formatting, such as a group announcement post. <code>ApprovalPost</code>—Feed item with an approval capability. Approvers can act on the feed item parent. <code>AttachArticleEvent</code>—Feed item generated when an article is attached to a case in Case Feed. 	Small, 29.0	23.0

Property	Type	Description	Filter Group and Version	Available Version
		<ul style="list-style-type: none"> • <code>BasicTemplateFeedItem</code>—Feed item with an enhanced link capability. • <code>CallLogPost</code>—Feed item generated when a call log is saved to a case in Case Feed. • <code>CanvasPost</code>—Feed item generated by a canvas app in the publisher or from Chatter REST API or Chatter in Apex. The post itself is a link to a canvas app. • <code>CaseCommentPost</code>—Feed item generated when a case comment is saved in Case Feed. • <code>ChangeStatusPost</code>—Feed item generated when the status of a case is changed in Case Feed. • <code>ChatTranscriptionPost</code>—Feed item generated in Case Feed when a Live Agent chat transcript is saved to a case. • <code>CollaborationGroupCreated</code>—Feed item generated when a new public group is created. Contains a link to the new group. • <code>CollaborationGroupUnarchived</code>—Deprecated. Feed item generated when an archived group is activated. • <code>ContentPost</code>—Feed item with a content capability. • <code>CreateRecordEvent</code>—Feed item that describes a record created in the publisher. • <code>DashboardComponentAlert</code>—Feed item with a dashboard alert. • <code>DashboardComponentSnapshot</code>—Feed item with a dashboard component snapshot capability. • <code>EmailMessageEvent</code>—Feed item generated when an email is sent from a case in Case Feed. • <code>FacebookPost</code>—Deprecated. Feed item generated when a Facebook post is created from a case in Case Feed. • <code>LinkPost</code>—Feed item with a link capability. • <code>MilestoneEvent</code>—Feed item generated when a case milestone is either completed or reaches a violation status. Contains a link to the case milestone. 		

Property	Type	Description	Filter Group and Version	Available Version
		<ul style="list-style-type: none"> <code>PollPost</code>—Feed item with a poll capability. Viewers of the feed item are allowed to vote on the options in the poll. <code>ProfileSkillPost</code>—Feed item generated when a skill is added to a user's profile. <code>QuestionPost</code>—Feed item generated when a question is asked. As of API version 33.0, a feed item of this type can have a content capability and a link capability. <code>ReplyPost</code>—Feed item generated by a Chatter Answers reply. <code>RypplePost</code>—Feed item generated when a user posts thanks. <code>SocialPost</code>—Feed item generated when a social post is created from a case in Case Feed. <code>TextPost</code>—Feed item containing text only. <code>TrackedChange</code>—Feed item created when one or more fields on a record have been changed. <code>UserStatus</code>—Deprecated. A user's post to their own profile. 		
<code>url</code>	String	URL to this feed item	Small, 29.0	23.0
<code>visibility</code>	String	Who can see this feed item. Values are: <ul style="list-style-type: none"> <code>InternalUsers</code>—If Communities is enabled, only members of the default, internal community can see the feed item. <code>AllUsers</code>—If Communities is enabled, all members of the community can see the feed item. 	Small, 29.0	26.0

Feed Item Attachment: Approval


An approval attachment.

 **Important:** This response body isn't available in version 32.0 and later. In version 32.0 and later, [Approval Capability](#) is used.

Property	Type	Description	Filter Group and Version	Available Version
<code>id</code>	String	The work item ID	Small, 29.0	27.0–31.0

Property	Type	Description	Filter Group and Version	Available Version
process InstanceStepId	String	The process instance step ID. The associated record represents one step in an approval process.	Small, 30.0	30.0–31.0
status	String	The status of the approval. Values are: <ul style="list-style-type: none"> • Approved • Fault • Held • NoResponse • Pending • Reassigned • Rejected • Removed • Started 	Small, 29.0	27.0–31.0
postTemplate Fields	Approval Post Template Field[]	Collection of approval post template fields	Small, 29.0	28.0–31.0
type	String	Approval	Small, 29.0	27.0–31.0

Feed Item Attachment: Basic Template

 **Important:** This response body isn't available in version 32.0 and later. In version 32.0 and later, [Enhanced Link Capability](#) is used.

Property	Type	Description	Filter Type and Version	Available Version
description	String	An optional description with a 500 character limit	Small, 29.0	27.0–31.0
icon	Icon	An optional icon	Small, 29.0	27.0–31.0
linkRecordId	String	If <code>linkURL</code> refers to a Salesforce record, <code>linkRecordId</code> contains the ID of the record.	Small, 29.0	28.0–31.0
linkUrl	String	An optional link URL to a detail page if available content can't display inline	Small, 29.0	27.0–31.0
subtype	String	The subtype associated with the basic template feed item. Value is: <ul style="list-style-type: none"> • <code>CollaborationGroupCreated</code> 	Big, 29.0	27.0 only This property is deprecated in 28.0 and always returns <code>None</code> for clients with older versions.

Property	Type	Description	Filter Type and Version	Available Version
title	String	An optional title to a detail page	Small, 29.0	27.0–31.0
type	String	BasicTemplate	Small, 29.0	27.0–31.0

Feed Item Attachment: Canvas Template

! **Important:** This response body isn't available in version 32.0 and later. In version 32.0 and later, [Canvas Capability](#) is used.

Property	Type	Description	Filter Type and Version	Available Version
description	String	Optional. Description of the canvas app. The maximum length of this field is 500 characters.	Small, 29.0	29.0–31.0
developerName	String	The developer name (API name) of the canvas app	Small, 29.0	29.0–31.0
height	String	Optional. The height of the canvas app in pixels. Default height is 200 pixels.	Small, 29.0	29.0–31.0
icon	Icon	The canvas app icon	Small, 29.0	29.0–31.0
namespacePrefix	String	Optional. The namespace prefix of the Developer Edition organization in which the canvas app was created.	Small, 29.0	29.0–31.0
parameters	String	Optional. Parameters passed to the canvas app in JSON format. Example: <pre>{ 'isUpdated'='true' }</pre>	Small, 29.0	29.0–31.0
thumbnailUrl	String	Optional. The URL to a thumbnail image for the canvas app. Maximum dimensions are 120x120 pixels.	Small, 29.0	29.0–31.0
title	String	The title of the link used to call the canvas app	Small, 29.0	29.0–31.0
type	String	Canvas	Small, 29.0	29.0–31.0

Feed Item Attachment: Case Comment

! **Important:** This response body isn't available in version 32.0 and later. In version 32.0 and later, [Case Comment Capability](#) is used.

Property	Type	Description	Filter Group and Version	Available Version
actorType	String	Specifies the type of user who made the comment. Valid values are: <ul style="list-style-type: none"> Customer—if a Chattercustomer made the comment CustomerService—if a service representative made the comment 	Small, 29.0	24.0–31.0
createdBy	User Summary	Information about the user who created the comment	Small, 29.0	24.0–31.0
createdDate	String	ISO8601 date string, for example, 2011-02-25T18:24:31.000Z	Small, 29.0	24.0–31.0
eventType	String	Specifies the event type of a comment in Case Feed One of these values: <ul style="list-style-type: none"> NewInternal—A case comment that has newly been marked Internal Only. NewPublished—A newly published case comment. NewPublishedByCustomer—A case comment by a customer that was newly published. PublishExisting—An existing case comment that was republished. PublishExistingByCustomer—An existing case comment by a customer that was republished. UnpublishExistingByCustomer—An existing case comment by a customer that was unpublished. UnpublishExisting—An existing case comment that was unpublished. <p> Note: Unfortunately, this typo is in the code, not the documentation. Use this spelling in your code.</p>	Small, 29.0	29.0–31.0
id	String	18-character ID of case comment	Small, 29.0	24.0–31.0
published	Boolean	Specifies whether the comment has been published	Small, 29.0	24.0–31.0
text	String	Text of the case comment	Small, 29.0	24.0–31.0
type	String	CaseComment	Small, 29.0	27.0–31.0

Feed Item Attachment: Content


Description of a feed item content attachment.

 **Important:** This response body isn't available in version 32.0 and later. In version 32.0 and later, [Content Capability](#) is used.

Property	Type	Description	Filter Group and Version	Available Version
checksum	String	MD5 checksum for the file	Small, 29.0	26.0–31.0
contentUrl	String	URL for link files and Google Docs; otherwise the value is <code>null</code> .	Small, 31.0	31.0–31.0
description	String	Description of the attachment	Small, 29.0	23.0–31.0
downloadUrl	String	File's URL. This value is <code>null</code> if the content is a link or a Google Doc.	Small, 29.0	23.0–31.0
fileExtension	String	Extension of the file	Small, 29.0	26.0–31.0
fileSize	String	Size of the file in bytes. If size cannot be determined, returns <code>unknown</code> .	Small, 29.0	23.0–31.0
fileType	String	Type of file	Small, 29.0	23.0–31.0
hasImagePreview	Boolean	<code>true</code> if the file has a preview image available, <code>false</code> otherwise	Small, 29.0	23.0–29.0
hasPdfPreview	Boolean	<code>true</code> if the file has a PDF preview available, <code>false</code> otherwise	Small, 29.0	23.0–31.0
id	String	18-character ID of the content	Small, 29.0	23.0–31.0
isInMyFileSync	Boolean	<code>true</code> if the file is synced with Salesforce Files Sync; <code>false</code> otherwise.	Small, 29.0	26.0–31.0
mimeType	String	MIME type content of the file	Small, 29.0	23.0–31.0
renditionUrl	String	URL to the rendition resource for the file. For shared files, renditions process asynchronously after upload. For private files, renditions process when the first file preview is requested, and aren't available immediately after the file is uploaded.	Small, 29.0	26.0–31.0
renditionUrl 240By180	String	URL to the 240 x 180 rendition resource for the file. For shared files, renditions process asynchronously after upload. For private files, renditions process when the first file preview is requested, and aren't available immediately after the file is uploaded.	Small, 30.0	30.0–31.0
renditionUrl 720By480	String	URL to the 720 x 480 rendition resource for the file. For shared files, renditions process asynchronously after upload. For private files, renditions process when the	Small, 30.0	30.0–31.0

Property	Type	Description	Filter Group and Version	Available Version
		first file preview is requested, and aren't available immediately after the file is uploaded.		
textPreview	String	Text preview of the file if available; null otherwise.	Big, 30.0	30.0–31.0
thumb120By90RenditionStatus	String	Specifies the rendering status of the 120 x 90 preview image of the file. One of these values: <ul style="list-style-type: none"> Processing—Image is being rendered. Failed—Rendering process failed. Success—Rendering process was successful. Na—Rendering is not available for this image. 	Medium, 30.0	30.0–31.0
thumb240By180RenditionStatus	String	Specifies the rendering status of the 240 x 180 preview image of the file. One of these values: <ul style="list-style-type: none"> Processing—Image is being rendered. Failed—Rendering process failed. Success—Rendering process was successful. Na—Rendering is not available for this image. 	Medium, 30.0	30.0–31.0
thumb720By480RenditionStatus	String	Specifies the rendering status of the 720 x 480 preview image of the file. One of these values: <ul style="list-style-type: none"> Processing—Image is being rendered. Failed—Rendering process failed. Success—Rendering process was successful. Na—Rendering is not available for this image. 	Medium, 30.0	30.0–31.0
title	String	Title of the file	Small, 29.0	23.0–31.0
type	String	Content	Small, 29.0	27.0–31.0
versionId	String	18-character ID of this version of the content	Medium, 29.0	23.0–31.0

Feed Item Attachment: Dashboard

 **Important:** This response body isn't available in version 32.0 and later. In version 32.0 and later, [Dashboard Component Snapshot Capability](#) is used.

Property	Type	Description	Filter Group and Version	Available Version
componentId	String	18-character ID of the component	Small, 29.0	24.0–31.0

Property	Type	Description	Filter Group and Version	Available Version
componentName	String	Name of the component. If no name is saved with the component, returns the localized string, "Untitled Component."	Small, 29.0	24.0–31.0
dashboardBodyText	String	Text that should be displayed next to the actor in the body of a feed item. This is used instead of the default body text. If no text is specified, and there is no default body text, returns null.	Small, 29.0	24.0–31.0
dashboardId	String	18-character ID of the dashboard	Small, 29.0	24.0–31.0
dashboardName	String	Name of the dashboard	Small, 29.0	24.0–31.0
fullSizeImageUrl	String	URL of the full-sized dashboard image	Small, 29.0	24.0–31.0
lastRefreshDate	String	ISO8601 date string, for example, 2011-02-25T18:24:31.000Z of when this dashboard was last refreshed	Small, 29.0	24.0–31.0
lastRefreshDateDisplayText	String	The text of the last refresh date to be displayed, such as, "Last refreshed on October 31, 2011."	Small, 29.0	24.0–31.0
runningUser	User Summary	The user running the dashboard	Small, 29.0	24.0–31.0
thumbnailUrl	String	URL of the thumbnail-sized dashboard image	Small, 29.0	24.0–31.0
type	String	DashboardComponent	Small, 29.0	27.0–31.0

Feed Item Attachment: Email Message


An email message sent from a case record in Case Feed.

 **Important:** This response body isn't available in version 32.0 and later. In version 32.0 and later, [Email Message Capability](#) is used.

Property	Type	Description	Filter Group and Version	Available Version
direction	String	The direction of the email message. One of these values: <ul style="list-style-type: none"> Inbound—An inbound message (sent by a customer). Outbound—An outbound message (sent to a customer by a support agent). 	Small, 29.0	29.0–31.0
emailMessageId	String	ID of the email message	Small, 29.0	29.0–31.0
subject	String	Subject of the email message	Small, 29.0	29.0–31.0
textBody	String	Body of the email message	Big, 29.0	29.0–31.0


Property	Type	Description	Filter Group and Version	Available Version
toAddresses	Email Address []	Collection of addresses to receive the email message	Small, 29.0	29.0–31.0
type	String	Emailmessage	Small, 29.0	27.0–31.0

Feed Item Attachment: Link

 **Important:** This response body isn't available in version 32.0 and later. In version 32.0 and later, [Link Capability](#) is used.


Property	Type	Description	Filter Group and Version	Available Version
title	String	Description of the link	Small, 29.0	23.0–31.0
type	String	Link	Small, 29.0	27.0–31.0
url	String	URL attached to the feed item (could be external)	Small, 29.0	23.0–31.0

Feed Item Attachment: Poll

 **Important:** This response body isn't available in version 32.0 and later. In version 32.0 and later, [Poll Capability](#) is used.

Property	Type	Description	Filter Group and Version	Available Version
choices	Feed Poll Choice []	Collection of feed poll choices that make up the poll	Small, 29.0	26.0–31.0
myChoiceId	String	18-character ID of the poll choice that the current user has voted for in this poll. Returns <code>null</code> if the current user hasn't voted.	Small, 29.0	26.0–31.0
totalVoteCount	Integer	Total number of votes cast on the feed poll item	Small, 29.0	26.0–31.0
type	String	Poll	Small, 29.0	27.0–31.0

Feed Item Attachment: Record Snapshot

 **Important:** This response body isn't available in version 32.0 and later. In version 32.0 and later, [Record Snapshot Capability](#) is used.

Property	Type	Description	Filter Group and Version	Available Version
recordView	Record View	A representation of a record.	Small, 29.0	29.0–31.0

Property	Type	Description	Filter Group and Version	Available Version
type	String	RecordSnapshot	Small, 29.0	29.0–31.0

Feed Item Attachment: Tracked Change

Important: This response body isn't available in version 32.0 and later. In version 32.0 and later, [Tracked Changes Capability](#) is used.

Property	Type	Description	Filter Group and Version	Available Version
changes	Feed Tracked Change []	Collection of feed tracked changes.	Small, 29.0	29.0–31.0
type	String	TrackedChange	Small, 29.0	29.0–31.0



Feed Item Body

Property	Type	Description	Filter Group and Version	Available Version
messageSegments	Segment[]	<p>Collection of message segments, based on type. Segments can be one or more of the following:</p> <ul style="list-style-type: none"> • Message Segment: Entity Link • Message Segment: Field Change • Message Segment: Field Change Name • Message Segment: Field Change Value • Message Segment: Hashtag • Message Segment: Inline Image (version 35.0 and later) • Message Segment: Link • Message Segment: Markup Begin (version 35.0 and later) • Message Segment: Markup End (version 35.0 and later) • Message Segment: Mention • Message Segment: More Changes • Message Segment: Text <p>The collection of message segments could contain message segment types introduced in later API versions. All message segment types are guaranteed to have text</p>	Medium, 29.0	23.0

Property	Type	Description	Filter Group and Version	Available Version
		and type properties that are available in version 23.0 and later. If a client encounters an unknown message segment type, it can render the text value as a fallback.		
text	String	Display-ready text of the message. Use this text if you don't want to process the message segments.	Small, 29.0	23.0

Feed Item Page

 **Important:** This response body isn't available in version 32.0 and later. In version 32.0 and later, [Feed Element Page](#) is used.

Property	Type	Description	Filter Group and Version	Available Version
currentPageUrl	String	URL to the current page of feed items	Medium, 29.0	23.0–31.0
isModifiedToken	String	An opaque polling token that describes when a news feed was last modified. Use this value as the <i>since</i> request parameter of the News Feed Is-Modified resource.	Medium, 29.0	27.0–31.0
		 Important: This feature is available through a Feed Polling pilot program. This pilot program is closed and not accepting new participants.		
isModifiedUrl	String	A News Feed Is-Modified resource with a <i>since</i> request parameter that contains an opaque token that describes when the feed was last modified. Returns <code>null</code> if feed is not a news feed.	Medium, 29.0	23.0–31.0
		 Important: This feature is available through a Feed Polling pilot program. This pilot program is closed and not accepting new participants.		
items	Feed Item []	Collection of one or more feed items	Small, 29.0	23.0–31.0
nextPageUrl	String	URL to the next page of feed items	Small, 29.0	23.0–31.0
updatesToken	String	Token to use in an <code>updatedSince</code> parameter, or <code>null</code> if not available.	Big, 30.0	30.0–31.0
updatesUrl	String	A Chatter REST API resource with a query string containing the value of the <code>updatesToken</code> property. The resource returns the feed items that have been updated since the last request. Use the URL as it is—do not modify it. Property is <code>null</code> if not available.	Big, 30.0	30.0–31.0

Feed Item Preamble Message Body


Property	Type	Description	Filter Group and Version	Available Version
messageSegments	Segments[]	Collection of message segments, based on type. Segments can be one or more of the following: <ul style="list-style-type: none"> • Message Segment: Entity Link • Message Segment: Link (version 35.0 and later) • Message Segment: Text 	Medium, 29.0	27.0
text	String	The preamble is the title of the post. This property contains renderable plain text for all the segments of the message, for example, "App Builders - Pam Jones".	Small, 29.0	27.0

Feed Item Topics

 **Important:** This response body isn't available in version 32.0 and later. In version 32.0 and later, [Topics Capability](#) is used.

Property	Type	Description	Filter Group and Version	Available Version
canAssignTopics	Boolean	<code>true</code> if a topic can be assigned to the feed item, <code>false</code> otherwise	Small, 29.0	28.0–31.0
topics	Topic []	Collection of topics	Small, 29.0	28.0–31.0

Feed Modified Info

 **Important:** This feature is available through a Feed Polling pilot program. This pilot program is closed and not accepting new participants.

Property	Type	Description	Filter Group and Version	Available Version
isModified	Boolean	<code>true</code> if a news feed and has been modified since the last time it was polled, <code>false</code> otherwise. Returns <code>null</code> if the feed is not a news feed.	Small, 29.0	23.0
isModifiedToken	String	An opaque polling token that describes when a news feed was last modified. Use this value as the <code>since</code> request parameter of the News Feed Is-Modified resource.	Small, 29.0	27.0
nextPollUrl	String	A News Feed Is-Modified resource with a <code>since</code> request parameter that contains an opaque token that	Small, 29.0	23.0

Property	Type	Description	Filter Group and Version	Available Version
		describes when the feed was last modified. Returns <code>null</code> if feed is not a news feed. Make a request to this resource after making a request to the <code>isModifiedUrl</code> resource in the Feed or Feed Item Page response bodies.		

Feed Poll Choice

Property	Type	Description	Filter Group and Version	Available Version
<code>id</code>	String	18-character ID of the poll choice	Small, 29.0	26.0
<code>position</code>	Integer	The location in the poll where this poll choice exists. The first poll choice starts at 1.	Small, 29.0	26.0
<code>text</code>	String	Label text associated with the poll choice	Small, 29.0	26.0
<code>voteCount</code>	Integer	Total number of votes for this poll choice	Small, 29.0	26.0
<code>voteCountRatio</code>	Double	The ratio of total number of votes for this poll choice to all votes cast in the poll. Multiply the ratio by 100 to get the percentage of votes cast for this poll choice.	Small, 29.0	26.0

Feed Tracked Change

Property	Type	Description	Filter Group and Version	Available Version
<code>fieldName</code>	String	The name of the field that was updated.	Small, 29.0	29.0
<code>newValue</code>	String	The new value of the field or <code>null</code> if the field length is long or empty.	Small, 29.0	29.0
<code>oldValue</code>	String	The old value of the field or <code>null</code> if the field length is long or empty.	Small, 29.0	29.0

File Detail

Includes all of the File Summary response body with the additional item:

Property	Type	Description	Filter Group and Version	Available Version
pageCount	Integer	Number of pages for documents that support flash renditions, or the number of slides in a presentation. Returns 0 if the flash rendition fails, or if it isn't supported for the file type.	Medium, 29.0	24.0

SEE ALSO:

[File Summary](#)

File Preview

A file preview.

Property Name	Type	Description	Filter Group and Version	Available Version
format	String	The format of the preview. Values are: <ul style="list-style-type: none"> <code>Pdf</code>—Preview format is PDF. <code>Svg</code>—Preview format is compressed SVG. <code>Thumbnail</code>—Preview format is 240 x 180 PNG. <code>ThumbnailBig</code>—Preview format is 720 x 480 PNG. <code>ThumbnailTiny</code>—Preview format is 120 x 90 PNG. 	Small, 35.0	35.0
previewUrlCount	Integer	The total number of preview URLs for this preview format.	Small, 35.0	35.0
previewUrls	File Preview URL []	A list of file preview URLs.	Small, 35.0	35.0
status	String	The availability status of the preview. Values are: <ul style="list-style-type: none"> <code>Available</code>—Preview is available. <code>InProgress</code>—Preview is being processed. <code>NotAvailable</code>—Preview is unavailable. <code>NotScheduled</code>—Generation of the preview isn't scheduled yet. 	Small, 35.0	35.0
url	String	The URL for the file preview.	Small, 35.0	35.0

File Preview Collection

A collection of file previews.

Property Name	Type	Description	Filter Group and Version	Available Version
fileId	String	ID of the file.	Small, 35.0	35.0
previews	File Preview []	Previews supported for the file.	Small, 35.0	35.0
url	String	URL to the current page of file previews.	Medium, 35.0	35.0

File Preview URL

The URL to a file preview.

Property Name	Type	Description	Filter Group and Version	Available Version
pageNumber	Integer	The preview page number starting from zero, or <code>null</code> for PDFs.	Small, 35.0	35.0
previewUrl	String	The file preview URL.	Small, 35.0	35.0

File Share Link

Description of a file shared as a link.

Property	Type	Description	Filter Group and Version	Available Version
fileViewUrl	String	URL where the file can be viewed and downloaded. This value is also called the file share link.	Small, 30.0	30.0
sharingType	String	The permission level of sharing. Values are: <ul style="list-style-type: none"> • C—Collaborator • I—Sharing permission is determined by location. This generally occurs when the sharing permission is not set on the file, but on the library. This value is also used when the context user is the owner of the file. • N—No access • V—Viewer 	Small, 30.0	30.0

File Shares Page

Property	Type	Description	Filter Group and Version	Available Version
currentPageUrl	String	URL for the current page of file shares	Medium, 29.0	24.0
linkShare	File Share Link	URL of the file share link	Small, 30.0	30.0
shares	Shares[]	Collection of one or more file shares	Small, 29.0	24.0
nextPageUrl	String	URL for the next page of file shares	Small, 29.0	24.0
previousPageUrl	String	URL for the previous page of file shares	Medium, 29.0	24.0

File Summary

Description of a file.

For all rendition properties, note the following: For shared files, renditions process asynchronously after upload. For private files, renditions process when the first file preview is requested, and aren't available immediately after the file is uploaded.

Property	Type	Description	Filter Group and Version	Available Version
checksum	String	MD5 checksum for the file	Big, 29.0	26.0
contentSize	Integer	Size of the file in bytes	Small, 29.0	24.0
contentHubRepository	Files Connect Repository	The external data source associated with this file, or <code>null</code> if it doesn't point to an external file.	Small, 32.0	32.0
contentModifiedDate	Date	An ISO 8601 format date string, for example, 2011-02-25T18:24:31.000Z. File-specific modified date, which is updated only for direct file operations, such as rename. Modifications to the file from outside of Salesforce can update this date.	Small, 32.0	32.0
contentUrl	String	If the file is a link, returns the URL, otherwise the string "null"	Small, 29.0	24.0
description	String	Description of the file	Medium, 29.0	24.0
downloadUrl	String	URL to the file	Small, 29.0	26.0
externalDocumentUrl	String	The external URL this file points to, or <code>null</code> if it doesn't point to an external file.	Small, 32.0	32.0
externalFilePermissionInformation	External File Permission Information	External file permission information, such as available groups, available permission types, and current sharing status, or <code>null</code> for non-external files or when <code>includeExternalFilePermissionsInfo</code> is <code>false</code> .	Big, 35.0	35.0

Property	Type	Description	Filter Group and Version	Available Version
flashRenditionStatus	String	Specifies if a flash preview version of the file has been rendered	Big, 29.0	24.0
fileExtension	String	Extension of the file	Small, 29.0	26.0
fileType	String	Type of file, such as PDF, PowerPoint, and so on	Medium, 29.0	24.0
id	String	18-character ID of the file	Small, 29.0	24.0
isInMyFileSync	Boolean	<code>true</code> if the file is synced with Salesforce Files Sync; <code>false</code> otherwise.	Medium, 29.0	26.0
isMajorVersion	Boolean	<code>true</code> if the file is a major version; <code>false</code> if the file is a minor version. Major versions can't be replaced.	Medium, 31.0	31.0
mimeType	String	MIME type of the file	Medium, 29.0	26.0
moderationFlags	Moderation Flags	Flags for this file. Community moderators can view and take action on flagged items. If the <code>communityModeration</code> property of the Features response body is <code>false</code> , this property is <code>null</code> .	Big, 30.0	30.0
modifiedDate	Date	An ISO 8601 format date string, for example, 2011-02-25T18:24:31.000Z. Modifications to the file from within Salesforce update this date.	Small, 29.0	24.0
motif	Motif	Small, medium, and large icons indicating that the object is a file. The motif can also contain the object's base color. The icon is not a preview of the file.	Small, 29.0	27.0
mySubscription	Reference	If the context user is following this file, this contains information about the subscription, otherwise returns <code>null</code>	Medium, 29.0	23.0
name	String	Name of the file	Small, 29.0	24.0
origin	String	Specifies the file source. Valid values are: <ul style="list-style-type: none"> • <code>Chatter</code>—file came from Chatter • <code>Content</code>—file came from content • <code>FileField</code>—file came from a record or other form 	Big, 29.0	24.0
owner	User Summary	Owner of the file	Small, 29.0	24.0
parentFolder	Reference	A reference to the parent folder.	Small, 29.0	28.0
pdfRenditionStatus	String	Specifies if a PDF preview version of the file has been rendered	Big, 29.0	24.0

Property	Type	Description	Filter Group and Version	Available Version
<code>publishStatus</code>	String	The publish status of the file. One of these values: <ul style="list-style-type: none"> <code>PendingAccess</code>—File is pending publishing. <code>PrivateAccess</code>—File is private. <code>PublicAccess</code>—File is public. 	Small, 29.0	29.0
<code>renditionUrl</code>	String	URL to the rendition resource for the file. For shared files, renditions process asynchronously after upload. For private files, renditions process when the first file preview is requested, and aren't available immediately after the file is uploaded.	Medium, 29.0	26.0
<code>renditionUrl 240By180</code>	String	URL to the 240px by 180px rendition for the file, if available. For shared files, renditions process asynchronously after upload. For private files, renditions process when the first file preview is requested, and aren't available immediately after the file is uploaded.	Medium, 29.0	29.0
<code>renditionUrl 720By480</code>	String	URL to the 720px by 480px rendition for the file, if available. For shared files, renditions process asynchronously after upload. For private files, renditions process when the first file preview is requested, and aren't available immediately after the file is uploaded.	Medium, 29.0	29.0
<code>repositoryFile Id</code>	String	The ID of the file in the external repository, or <code>null</code> if the file isn't external.	Small, 36.0	36.0
<code>repositoryFile Url</code>	String	The URL of the Chatter REST API resource giving access to the external repository file properties, or <code>null</code> if this file doesn't point to an external file.	Small, 32.0	32.0
<code>sharingOption</code>	String	Sharing option of the file. Values are: <ul style="list-style-type: none"> <code>Allowed</code>—Resharing of the file is allowed. <code>Restricted</code>—Resharing of the file is restricted. 	Medium, 35.0	35.0
<code>sharingRole</code>	String	The sharing role of the file. One of these values: <ul style="list-style-type: none"> <code>Admin</code>—Owner permission, but doesn't own the file. <code>Collaborator</code>—Viewer permission, and can edit, change permissions, and upload a new version of a file. <code>Owner</code>—Collaborator permission, and can make a file private, and delete a file. <code>Viewer</code>—Can view, download, and share a file. <code>WorkspaceManaged</code>—Permission controlled by the library. 	Medium, 29.0	29.0

Property	Type	Description	Filter Group and Version	Available Version
textPreview	String	Text preview of the file if available; null otherwise.	Big, 30.0	30.0
thumb120By90RenditionStatus	String	Specifies the rendering status of the 120 x 90 preview image of the file. One of these values: <ul style="list-style-type: none"> Processing—Image is being rendered. Failed—Rendering process failed. Success—Rendering process was successful. Na—Rendering is not available for this image. 	Small, 29.0	24.0
thumb240By180RenditionStatus	String	Specifies the rendering status of the 240 x 180 preview image of the file. One of these values: <ul style="list-style-type: none"> Processing—Image is being rendered. Failed—Rendering process failed. Success—Rendering process was successful. Na—Rendering is not available for this image. 	Small, 29.0	24.0
thumb720By480RenditionStatus	String	Specifies the rendering status of the 720 x 480 preview image of the file. One of these values: <ul style="list-style-type: none"> Processing—Image is being rendered. Failed—Rendering process failed. Success—Rendering process was successful. Na—Rendering is not available for this image. 	Small, 29.0	24.0
title	String	Title of the file	Small, 29.0	24.0
type	String	ContentDocument	Small, 29.0	24.0
url	String	URL for the file	Small, 29.0	24.0
versionNumber	String	Version number of the file	Medium, 29.0	24.0

File Summary Page

Property	Type	Description	Filter Group and Version	Available Version
currentPageUrl	String	URL for the current page of files	Medium, 29.0	24.0
files	File Summary[]	Collection of one or more files	Small, 29.0	24.0
nextPageUrl	String	URL for the next page of files	Small, 29.0	24.0
previousPageUrl	String	URL for the previous page of files	Medium, 29.0	24.0

Files Capability

If a feed element has this capability, it has one or more file attachments.

Property Name	Type	Description	Filter Group and Version	Available Version
items	Content[]	Collection of files.	Small, 36.0	36.0

Files Connect Allowed Item Type Collection

The item types allowed to be created in the repository folder.

Property Name	Type	Description	Filter Group and Version	Available Version
allowedItemTypes	Files Connect Item Type Summary[]	Collection of item types that can be created in the repository folder.	Small, 35.0	35.0

Files Connect Field Definition

Field definition for the item type.

Property Name	Type	Description	Filter Group and Version	Available Version
displayName	String	Label or caption for the field.	Small, 35.0	35.0
isMandatory	Boolean	Specifies whether this field is mandatory for the item type.	Small, 35.0	35.0
maxLength	Integer	The maximum length of the value of the field.	Small, 35.0	35.0
name	String	Name of the field.	Small, 35.0	35.0
type	String	Specifies the data type of the value of the field. Values are: <ul style="list-style-type: none"> • BooleanType • DateTimeType • DecimalType • HtmlType • IdType • IntegerType • StringType • UriType 	Small, 35.0	35.0

Property Name	Type	Description	Filter Group and Version	Available Version
		<ul style="list-style-type: none"> XmlType 		

Files Connect Item Type Detail

Detailed information about an item type associated with a repository folder.

The Files Connect Item Type Detail response body includes all the [Files Connect Item Type Summary](#) response body and this property.

Property Name	Type	Description	Filter Group and Version	Available Version
fields	Files Connect Field Definition[]	A list of fields that can be set for the item type.	Small, 35.0	35.0

Files Connect Item Type Summary

Summary information about an item type associated with a repository folder.

Property Name	Type	Description	Filter Group and Version	Available Version
contentStreamSupport	String	Specifies support for content streaming. Values are: <ul style="list-style-type: none"> ContentStreamAllowed ContentStreamNotAllowed ContentStreamRequired 	Small, 35.0	35.0
description	String	Description of the item type.	Medium, 35.0	35.0
displayName	String	Display name of the item type.	Small, 35.0	35.0
id	String	ID of the item type.	Small, 35.0	35.0
isVersionable	Boolean	Indicates whether the item type can have versions.	Small, 35.0	35.0
url	String	URL to the detailed information of the item type.	Small, 35.0	35.0

Files Connect Permission

A permission.

Property Name	Type	Description	Filter Group and Version	Available Version
directoryEntry	One of: <ul style="list-style-type: none"> Repository Group Summary Repository User Summary 	The detailed information of a directory entry.	Medium, 35.0	35.0
isUpdatable	Boolean	Specifies whether this permission can be updated.	Small, 35.0	35.0
rights	Repository Permission Type Collection []	A collection of permission types.	Medium, 35.0	35.0

Files Connect Permission Collection

A collection of permissions.

Property Name	Type	Description	Filter Group and Version	Available Version
permissions	Files Connect Permission []	Collection of permissions.	Small, 35.0	35.0

Files Connect Permission Type

A permission type.

Property Name	Type	Description	Filter Group and Version	Available Version
id	String	The internal ID of the permission type in the repository.	Medium, 35.0	35.0
label	String	The label as returned by the repository.	Medium, 35.0	35.0

Files Connect Provider Type

Information about the files connect provider.

Property	Type	Description	Filter Group and Version	Available Version
label	String	The localized label of the provider type.	Small, 32.0	32.0

Property	Type	Description	Filter Group and Version	Available Version
type	String	The provider type. One of these values: <ul style="list-style-type: none"> ContentHubBox ContentHubGDrive ContentHubSharepoint ContentHubSharepointOffice365 ContentHubSharepointOneDrive SimpleUrl 	Small, 32.0	32.0

Files Connect Repository

Information about a files connect repository.

Property	Type	Description	Filter Group and Version	Available Version
features	Files Connect Repository Features	The repository features.	Small, 32.0	32.0
id	String	18-character ID of the external data source	Small, 32.0	32.0
label	String	The repository label.	Small, 32.0	32.0
motif	Motif	The motif properties contain URLs for small, medium, and large icons that indicate the Salesforce record type. Common record types are files, users, and groups, but all record types have a set of motif icons. Custom object records use their tab style icon. All icons are available to unauthenticated users so that, for example, you can display the motif icons in an email. The motif can also contain the record type's base color.	Small, 32.0	32.0
mySubscription	Reference	If the context user is following this record, this contains information about the subscription; otherwise returns <code>null</code> .	Medium, 32.0	32.0
name	String	The repository name.	Small, 32.0	32.0
providerType	Files Connect Provider Type	The repository provider type.	Small, 32.0	32.0
rootFolderItemsUrl	String	URL to the repository root folder items, or <code>null</code> if the repository does not support browsing.	Small, 32.0	32.0
type	String	Type of record, <code>ContentHubRepository</code> .	Small, 32.0	32.0

Property	Type	Description	Filter Group and Version	Available Version
url	String	Chatter REST API resource URL for the files connect repository	Small, 32.0	32.0

Files Connect Repository Collection

A collection of files connect repositories.

Property Name	Type	Description	Filter Group and Version	Available Version
currentPageUrl	String	Chatter REST API URL identifying the current page.	Medium, 32.0	32.0
nextPageUrl	String	Chatter REST API URL identifying the next page or <code>null</code> if there isn't a next page. Check whether this value is <code>null</code> before getting another page. If a page doesn't exist, a <code>ConnectApi.NotFoundException</code> error is returned.	Small, 32.0	32.0
previousPageUrl	String	Chatter REST API URL identifying the previous page or <code>null</code> if there isn't a previous page.	Medium, 32.0	32.0
repositories	Files Connect Repository[]	Collection of repositories.	Small, 32.0	32.0

Files Connect Repository Features

Information about the features of a files connect repository.

Property	Type	Description	Filter Group and Version	Available Version
canBrowse	Boolean	Specifies whether the repository's folder hierarchy can be browsed (<code>true</code>) or not (<code>false</code>).	Small, 32.0	32.0
canSearch	Boolean	Specifies whether the repository can be searched (<code>true</code>) or not (<code>false</code>).	Small, 32.0	32.0

Flat Feed

Property	Type	Description	Filter Group and Version	Available Version
<code>currentPageUrl</code>	String	URL for the current page of items	Medium, 29.0	25.0–26.0
<code>items</code>	Flat Feed Item []	Collection of one or more flat feed items	Small, 29.0	25.0–26.0
<code>nextPageUrl</code>	String	URL for the next page of items	Small, 29.0	25.0–26.0

Flat Feed Item

Property	Type	Description	Filter Group and Version	Available Version
<code>item</code>	Depends on <code>type</code>	The flat feed item, depending on the value of <code>type</code> . Valid values are: <ul style="list-style-type: none"> If <code>type</code> is <code>Comment</code>—Comment If <code>type</code> is <code>FeedItem</code>—Feed Item 	Small, 29.0	25.0–26.0
<code>type</code>	String	The type of item. Valid values are: <ul style="list-style-type: none"> <code>Comment</code> <code>FeedItem</code> 	Small, 29.0	25.0–26.0

Folder

Description of a folder.

Property	Type	Description	Filter Group and Version	Available Version
<code>createdDate</code>	Date	An ISO-8601 formatted date string specifying the creation date of the folder.	Small, 30.0	30.0
<code>id</code>	String	18-character ID of the folder.	Small, 30.0	30.0
<code>isInMyFileSync</code>	Boolean	<code>true</code> if the folder and all folders in this folder are synced with Salesforce Files Sync; <code>false</code> otherwise.	Small, 33.0	33.0
<code>modifiedDate</code>	Date	An ISO-8601 formatted date string specifying the last modified date of the folder.	Small, 30.0	30.0
<code>motif</code>	Motif	A small, medium, and large icon indicating the record's type. The motif can also contain the record type's base color.	Small, 30.0	30.0

Property	Type	Description	Filter Group and Version	Available Version
mySubscription	Reference	If the context user is following this record, this property contains information about the subscription; otherwise this property is <code>null</code> .	Medium, 30.0	30.0
name	String	The folder name.	Small, 30.0	30.0
parentFolder	Reference	A reference to the parent folder.	Small, 30.0	30.0
path	String	The path to the folder.	Small, 30.0	30.0
type	String	Folder	Small, 30.0	30.0
url	String	A Chatter REST API URL to this resource.	Small, 30.0	30.0

Folder Item

Description of an item (file or folder) in a folder.

Property	Type	Description	Filter Group and Version	Available Version
file	File Summary	A file representation	Small, 30.0	30.0
folder	Folder	A folder representation	Small, 30.0	30.0
type	String	The type of item. Valid values are: <ul style="list-style-type: none"> File Folder 	Small, 30.0	30.0


Folder Item Page

A paged collection of Folder Item response bodies.

Property	Type	Description	Filter Group and Version	Available Version
currentPageUrl	String	Chatter REST API URL identifying the current page.	Medium, 30.0	30.0
items	Folder Item []	A collection of folder items.	Small, 30.0	30.0
nextPageUrl	String	Chatter REST API URL identifying the next page or <code>null</code> if there isn't a next page. Check whether this value is <code>null</code> before getting another page. If a page doesn't exist, a <code>ConnectApi.NotFoundException</code> error is returned.	Small, 30.0	30.0

Property	Type	Description	Filter Group and Version	Available Version
previousPageUrl	String	Chatter REST API URL identifying the previous page or <code>null</code> if there isn't a previous page.	Medium, 30.0	30.0

Follower Page

Property	Type	Description	Filter Group and Version	Available Version
currentPageUrl	String	URL of the current page	Medium, 29.0	23.0
followers	Subscription[]	Collection of one or more subscriptions of those that follow a record	Small, 29.0	23.0
mySubscription	Reference	 Note: This field is no longer available as of version 24.0. If the context user is following this user, this contains information about the subscription, else returns <code>null</code>		23.0–24.0
nextPageUrl	String	Chatter REST API URL identifying the next page or <code>null</code> if there isn't a next page. Check whether this value is <code>null</code> before getting another page. If a page doesn't exist, a <code>ConnectApi.NotFoundException</code> error is returned.	Small, 29.0	23.0
previousPageUrl	String	Chatter REST API URL identifying the previous page or <code>null</code> if there isn't a previous page.	Medium, 29.0	23.0
total	Integer	Total number of followers	Small, 29.0	23.0

Following Counts

Property	Type	Description	Filter Group and Version	Available Version
people	Integer	Number of people the user is following	Small, 29.0	23.0
records	Integer	Number of records the user is following Topics are a type of record that can be followed as of version 29.0.	Small, 29.0	23.0
total	Integer	Total number of items the user is following	Small, 29.0	23.0

Following Page

Property	Type	Description	Filter Group and Version	Available Version
currentPageUrl	String	URL to the current page	Medium, 29.0	23.0
following	Subscription[]	Collection of one or more subscriptions	Small, 29.0	23.0
nextPageUrl	String	URL of the next page	Small, 29.0	23.0
previousPageUrl	String	URL of the previous page	Medium, 29.0	23.0
total	Integer	Total number of records being followed	Small, 29.0	23.0

Forecasting Manager

Represents a forecast manager, including their level above a specified user in the forecast hierarchy.

Property Name	Type	Description	Filter Group and Version	Available Version
firstName	String	First name of the forecast manager at this role.	Small, 36.0	36.0
hierarchyLevel	Integer	Level of this forecasting manager above the forecasting manager requested in the hierarchy tree.	Small, 36.0	36.0
lastName	String	Last name of the forecast manager at this role.	Small, 36.0	36.0
userId	String	User ID of the forecast manager user.	Small, 36.0	36.0
userRoleId	String	ID for the user role object attached to this profile.	Small, 36.0	36.0

Forecasting Manager Ancestors

A list of forecast managers.

Property Name	Type	Description	Filter Group and Version	Available Version
ancestors	Forecasting Manager[]	List of parent forecasting managers.	Small, 36.0	36.0
url	String	URL that generated the list of managers.	Small, 36.0	36.0

Property Name	Type	Description	Filter Group and Version	Available Version
roleId	String	ID for the user role object attached to this profile.	Small, 36.0	36.0

Forecasting User

A representation of a forecasting user.

Property Name	Type	Description	Filter Group and Version	Available Version
firstName	String	First name of the forecasting user.	Big, 36.0	36.0
lastName	String	Last name of the forecasting user.	Big, 36.0	36.0
userId	String	ID of the forecasting user.	Big, 36.0	36.0

Forecasting User Access

Indicates whether the context user has access to view the specified user's forecast.

Property Name	Type	Description	Filter Group and Version	Available Version
canAccess	Boolean	The value is <code>true</code> if the context user can access the forecast user, <code>false</code> if they can't.	Small, 36.0	36.0
userId	String	The ID of the user being queried.	Small, 36.0	36.0

Forecasting User Access Collection

A collection of forecast user access representations.

Property Name	Type	Description	Filter Group and Version	Available Version
users	Forecasting User Access []	A list of accessible forecasting users.	Big, 36.0	36.0

Forecasting User Collection

A collection of forecasting users whose forecasts the context user can view.

Property Name	Type	Description	Filter Group and Version	Available Version
jumpToUsers	Forecasting User []	A collection of forecasting users that the context user can jump to.	Big, 36.0	36.0
url	String	The URL that generated the collection of users.	Small, 36.0	36.0

Generic Bundle Capability

If a feed element has this capability, the feed element may be a group of other feed elements condensed into one.

 **Note:** Bundled posts contain feed-tracked changes. In Salesforce1 downloadable apps, bundled posts are in record feeds only.

Property Name	Type	Description	Filter Group and Version	Available Version
bundleType	String	Specifies the type of bundle. The value is <code>GenericBundle</code> .	Small, 31.0	31.0
page	Feed Element Page	A collection of feed elements.	Small, 31.0	31.0
totalElements	Integer	The total number of feed elements that this bundle aggregates.	Small, 31.0	31.0

Generic Feed Element

A generic feed element.

Property Name	Type	Description	Filter and Version	Available Version
body	Feed Item Body	Information about the feed element.	Small, 22.0	22.0
capabilities	Feed Element Capabilities	A container for all capabilities that can be included with a feed element.	Medium, 31.0	31.0
createdDate	Date	An ISO 8601 format date string, for example, 2011-02-25T18:24:31.000Z.	Small, 29.0	31.0
feedElementType	String	Feed elements are the top-level objects that a feed contains. The feed element type describes the characteristics of that feed element. One of these values: <ul style="list-style-type: none"> <code>Bundle</code>—A container of feed elements. A bundle also has a body made up of message segments that can always be gracefully degraded to text-only values. 	Small, 31.0	31.0

Property Name	Type	Description	Filter and Version	Available Version
		<ul style="list-style-type: none"> FeedItem—A feed item has a single parent and is scoped to one community or across all communities. A feed item can have capabilities such as bookmarks, canvas, content, comment, link, poll. Feed items have a body made up of message segments that can always be gracefully degraded to text-only values. Recommendation—A recommendation is a feed element with a recommendations capability. A recommendation suggests records to follow, groups to join, or applications that are helpful to the context user. 		
header	Feed Item Body	The header is the title of the post. This property contains renderable plain text for all the segments of the message. If a client doesn't know how to render a feed element type, it should render this text.	Medium, 31.0	31.0
id	String	The ID for a feed element.	Small, 22.0	22.0
modifiedDate	Date	An ISO 8601 format date string, for example, 2011-02-25T18:24:31.000Z.	Small, 29.0	31.0
parent	One of these response bodies: <ul style="list-style-type: none"> File Detail File Summary Group Group Detail Record Summary Record View User Detail User Summary 	The parent of the feed element.	Medium, 29.0	28.0
relative CreatedDate	Date	The created date formatted as a relative, localized string, for example, "17m ago" or "Yesterday."	Small, 29.0	31.0
url	String	Chatter REST API URL to this feed element.	Small, 29.0	22.0

Group

Property	Type	Description	Filter Group and Version	Available Version
additionalLabel	String	An additional label for the group, for example, "Archived," "Private," or "Private With Customers." If there isn't an additional label, the value is <code>null</code> .	Small, 30.0	30.0
announcement	Announcement	An announcement for the group.	Big, 31.0	31.0
bannerPhoto	Banner Photo	The banner photo for the group.	Big, 36.0	36.0
canHaveChatterGuests	Boolean	<code>true</code> if this group allows Chatter customers, <code>false</code> otherwise	Small, 29.0	23.0
community	Reference	Information about the community. Returns <code>null</code> if group exists in the default community or communities aren't enabled.	Medium, 29.0	26.0
description	String	Text-only description of the group	Big, 29.0	23.0
emailToChatterAddress	String	Group's email address for posting to this group by email. Returns <code>null</code> if Chatter emails and posting to Chatter by email aren't both enabled in your organization.	Medium, 30.0	30.0
isArchived	Boolean	Specifies whether the group is archived (<code>true</code>) or not (<code>false</code>).	Big, 29.0	29.0
isAutoArchiveDisabled	Boolean	Specifies whether automatic archiving is disabled for the group (<code>true</code>) or not (<code>false</code>).	Big, 29.0	29.0
isBroadcast	Boolean	Specifies whether the group is a broadcast group (<code>true</code>) or not (<code>false</code>). In a broadcast group, only group owners and managers can post to the group.	Big, 36.0	36.0
fileCount	Integer	Number of files posted to this group	Big, 29.0	24.0–27.0 The <code>fileCount</code> property is in the Group Detail response body.
id	String	18-character ID of the group	Small, 29.0	23.0
isArchived	Boolean	Specifies whether the group is archived (<code>true</code>) or not (<code>false</code>).	Big, 29.0	29.0
isAutoArchiveDisabled	Boolean	Specifies whether automatic archiving is disabled for the group (<code>true</code>) or not (<code>false</code>).	Big, 29.0	29.0

Property	Type	Description	Filter Group and Version	Available Version
<code>lastFeedElementPostDate</code>	Date	Date of the most recent feed element posted to the group	Big, 31.0	31.0
<code>lastFeedItemPostDate</code>	Date	Date of the most recent feed item posted to the group. After API version 30.0, use <code>lastFeedElementPostDate</code> .	Big, 29.0	24.0–30.0
<code>memberCount</code>	Integer	Total number of group members	Small, 29.0	23.0
<code>motif</code>	Motif	Small, medium, and large icons indicating that the object is a group. The motif can also contain the record type's base color. The icon is not the group photo.	Small, 29.0	27.0
<code>myRole</code>	String	Values are: <ul style="list-style-type: none"> <code>GroupOwner</code> <code>GroupManager</code> <code>NotAMember</code> <code>NotAMemberPrivateRequested</code> <code>StandardMember</code> 	Small, 29.0	23.0
<code>mySubscription</code>	Reference	If the context user is a member of this group, this contains information about that subscription, or returns <code>null</code> otherwise	Medium, 29.0	23.0
<code>name</code>	String	Name of the group	Small, 29.0	23.0
<code>owner</code>	User Summary	Information about the owner of the group	Medium, 29.0	24.0
<code>photo</code>	Photo	Information about the group photo	Small, 29.0	23.0
<code>type</code>	String	<code>CollaborationGroup</code>	Small, 29.0	23.0
<code>url</code>	String	Relative URL string to the group	Small, 29.0	23.0
<code>visibility</code>	String	Values are: <ul style="list-style-type: none"> <code>PrivateAccess</code>—Only members of the group can see posts to this group. <code>PublicAccess</code>—All users within the community can see posts to this group. <code>Unlisted</code>—Reserved for future use. 	Small, 29.0	23.0

Group Chatter Settings

A user's Chatter settings for a specific group.

Property	Type	Description	Filter Group and Version	Available Version
emailFrequency	String	<p>The frequency with which a group member receives email from a group. One of the following values:</p> <ul style="list-style-type: none"> • EachPost • DailyDigest • WeeklyDigest • Never • UseDefault <p>The value <code>UseDefault</code> uses the user's default global setting defined in User Chatter Settings. In communities, the <code>Email on every post</code> option is disabled once more than 10,000 members choose this setting for the group. All members who had this option selected are automatically switched to <code>Daily digests</code>.</p>	Small, 29.0	27.0

Group Detail

Property	Type	Description	Filter Group and Version	Available Version
additionalLabel	String	An additional label for the group, for example, "Archived," "Private," or "Private With Customers." If there isn't an additional label, the value is <code>null</code> .	Small, 30.0	30.0
announcement	Announcement	The current announcement for this group.	Big, 31.0	31.0
bannerPhoto	Banner Photo	The banner photo for the group.	Big, 36.0	36.0
canHaveChatterGuests	Boolean	<code>true</code> if this group allows Chatter customers, <code>false</code> otherwise	Small, 29.0	23.0
community	Reference	Information about the community. Returns <code>null</code> if group exists in the default community or communities aren't enabled.	Medium, 29.0	26.0
description	String	Text-only description of the group	Big, 29.0	23.0
emailToChatterAddress	String	Group's email address for posting to this group by email. Returns <code>null</code> if Chatter emails and posting to Chatter by email aren't both enabled in your organization.	Medium, 30.0	30.0
fileCount	Integer	Number of files posted to this group	Big, 29.0	28.0
id	String	18-character ID of the group	Small, 29.0	23.0

Property	Type	Description	Filter Group and Version	Available Version
information	Group Information	The “Information” section of the group. In the Web UI, this section is above the “Description” section. If the group is private, this section is visible only to members. If the context user is not a member of the group or does not have “Modify All Data” or “View All Data” permission, the value is <code>null</code> .	Big, 29.0	28.0
isArchived	Boolean	Specifies whether the group is archived (<code>true</code>) or not (<code>false</code>).	Big, 29.0	29.0
isAutoArchive Disabled	Boolean	Specifies whether automatic archiving is disabled for the group (<code>true</code>) or not (<code>false</code>).	Big, 29.0	29.0
isBroadcast	Boolean	Specifies whether the group is a broadcast group (<code>true</code>) or not (<code>false</code>). In a broadcast group, only group owners and managers can post to the group.	Big, 36.0	36.0
lastFeedElementPostDate	String	Date of the most recent feed element posted to the group	Big, 31.0	31.0
lastFeedItemPostDate	String	Date of the most recent feed item posted to the group. After API version 30.0, use <code>lastFeedElementPostDate</code> .	Big, 29.0	24.0–30.0
memberCount	Integer	Total number of group members	Small, 29.0	23.0
motif	Motif	Small, medium, and large icons indicating that the object is a group. The motif can also contain the record type’s base color. The icon is not the group photo.	Small, 29.0	27.0
myRole	String	Values are: <ul style="list-style-type: none"> • <code>GroupOwner</code> • <code>GroupManager</code> • <code>NotAMember</code> • <code>NotAMemberPrivateRequested</code> • <code>StandardMember</code> 	Small, 29.0	23.0
mySubscription	Reference	If the context user is a member of this group, this contains information about that subscription, or returns <code>null</code> otherwise	Medium, 29.0	23.0
name	String	Name of the group	Small, 29.0	23.0
owner	User Summary	Information about the owner of the group	Medium, 29.0	24.0
pendingRequests	Integer	The number of pending requests to join a private group. For public groups, the value is <code>null</code> .	Medium, 29.0	29.0

Property	Type	Description	Filter Group and Version	Available Version
photo	Photo	Information about the group photo	Small, 29.0	23.0
type	String	CollaborationGroup	Small, 29.0	23.0
url	String	Relative URL string to the group	Small, 29.0	23.0
visibility	String	Values are: <ul style="list-style-type: none"> PrivateAccess—Only members of the group can see posts to this group. PublicAccess—All users within the community can see posts to this group. Unlisted—Reserved for future use. 	Small, 29.0	23.0

Group Information

Describes the “Information” section of a group. Information about groups, such as the group's members, photo, and the groups in the organization. Create and delete a group, add members to a group, and change the group photo.

Property	Type	Description	Filter Group and Version	Available Version
text	String	The text of the “Information” section of a group	Small, 29.0	28.0
title	String	The title of the “Information” section of a group	Small, 29.0	28.0

Group Member

Property	Type	Description	Filter Group and Version	Available Version
id	String	18-character ID of the group membership	Small, 29.0	23.0
lastFeedAccessDate	Date	The date and time at which the group member last accessed the group feed.	Small, 31.0	31.0
role	String	Values are: <ul style="list-style-type: none"> GroupOwner GroupManager NotAMember NotAMemberPrivateRequested StandardMember 	Small, 29.0	23.0
url	String	URL to this membership	Small, 29.0	23.0

Property	Type	Description	Filter Group and Version	Available Version
user	User Summary	Information about the user who is subscribed to this group	Small, 29.0	23.0

Group Member Page

Property	Type	Description	Filter Group and Version	Available Version
currentPageUrl	String	URL to this page of members	Medium, 29.0	23.0
members	Group Member[]	Collection of group members	Small, 29.0	23.0
myMembership	Reference	If the context user is a member of this group, returns information about that membership, or returns <code>null</code> otherwise	Medium, 29.0	23.0
nextPageUrl	String	URL to the next page of members	Small, 29.0	23.0
previousPageUrl	String	URL to the previous page of members	Medium, 29.0	23.0
totalMember Count	Integer	Total number of group members	Small, 29.0	23.0

Group Membership Request

Property	Type	Description	Filter Group and Version	Available Version
createdDate	String	An ISO formatted date string specifying the date of the membership request	Big, 29.0	27.0
id	String	ID for the group membership request object	Small, 29.0	27.0
lastUpdateDate	String	An ISO formatted date string specifying the last time the request was updated	Small, 29.0	27.0
requestedGroup	Reference	Information about the group the user is requesting to join	Big, 29.0	27.0
responseMessage	String	A message to display to the user if their membership request is declined. The value of this property is used only when the value of the <code>status</code> property is <code>Declined</code> . The maximum length is 756 characters.	Big, 29.0	27.0

Property	Type	Description	Filter Group and Version	Available Version
status	String	The status of the request to join a private group. Values are: <ul style="list-style-type: none"> Accepted Declined Pending 	Small, 29.0	27.0
url	String	URL to this group membership request object	Small, 29.0	27.0
user	User Summary	Information about the user requesting membership in a group	Small, 29.0	27.0

Group Membership Request Collection

Property	Type	Description	Filter Group and Version	Available Version
requests	Group Membership Request	Information about all requests to join a private group	Small, 29.0	27.0
total	Integer	The total number of requests to join a private group	Small, 29.0	27.0

Group Page

Property	Type	Description	Filter Group and Version	Available Version
currentPageUrl	String	URL to this page of groups	Medium, 29.0	23.0
groups	Group Detail []	Collection of group details	Small, 29.0	23.0
nextPageUrl	String	URL to the next page of groups	Small, 29.0	23.0
previousPageUrl	String	URL to the previous page of groups	Medium, 29.0	23.0

Group Record

A record associated with a group.

Property	Type	Description	Filter Group and Version	Available Version
id	String	18-character ID of the record associated with the group	Small, 33.0	33.0

Property	Type	Description	Filter Group and Version	Available Version
record	Record Summary User Summary	Information about the record associated with the group	Small, 33.0	33.0
url	String	URL to the record associated with the group	Small, 33.0	33.0

Group Record Page

A paginated list of records associated with a group.

Property	Type	Description	Filter Group and Version	Available Version
current PageUrl	String	URL to the current page	Medium, 33.0	33.0
nextPageUrl	String	URL to the next page. If there is no next page, returns null	Small, 3.0	33.0
previous PageUrl	String	URL to the previous page. If there is no previous page, returns null	Medium, 3.0	33.0
records	Group Record[]	Collection of records associated with a group	Small, 33.0	33.0
totalRecord Count	Integer	Total number of records associated with a group	Small, 33.0	33.0

Icon

Property	Type	Description	Filter Group and Version	Available Version
height	Integer	The height of the icon, in pixels	Small, 29.0	27.0
width	Integer	The width of the icon, in pixels	Small, 29.0	27.0
url	String	The URL of the icon. This URL is available to unauthenticated users. The URL doesn't expire.	Small, 29.0	27.0

Influence Thresholds

Property	Type	Description	Filter Group and Version	Available Version
name	String	Description of this influencer category. For example: <code>Active Influencer</code>	Small, 29.0	24.0

Property	Type	Description	Filter Group and Version	Available Version
threshold	Double	Number expressed as a raw percentile that defines the bottom threshold for this influencer category. For example: 0.25 defines the cutoff for the <code>Active Influencer</code> category, which means it includes users with an influence rank equal to or greater than the 25th percentile (25%) and less than the next highest category threshold.	Small, 29.0	24.0

Knowledgeable People

Represents a user that is knowledgeable about a specified topic.

Property	Type	Description	Filter Group and Version	Available Version
isEndorsedByMe	Boolean	Specifies if the knowledgeable user is endorsed for the topic by the context user, <code>true</code> if so, <code>false</code> otherwise	Small, 30.0	30.0
knowledgeableId	String	ID of the knowledgeable record	Small, 30.0	30.0
numEndorsements	Integer	Number of endorsements received by the knowledgeable user for the topic	Medium, 30.0	30.0
reasons	String	Specifies the reasons why the user is considered knowledgeable about the topic. Valid values are: <ul style="list-style-type: none"> <code>Influential</code>—User was mentioned in posts or in comments on posts with the topic or received likes on comments on posts with the topic. <code>Endorsed</code>—User received endorsement from another user for the topic. 	Medium, 30.0	30.0
user	User Summary	User that is knowledgeable about the topic	Small, 30.0	30.0

Knowledgeable People Collection

A collection of knowledgeable people response bodies.

Property	Type	Description	Filter Group and Version	Available Version
currentPageUrl	String	Chatter REST API URL identifying the current page.	Medium, 30.0	30.0
knowledgeableUsers	Knowledgeable People []	Collection of knowledgeable people response bodies	Small, 30.0	30.0

Property	Type	Description	Filter Group and Version	Available Version
nextPageUrl	String	Chatter REST API URL identifying the next page or <code>null</code> if there isn't a next page. Check whether this value is <code>null</code> before getting another page. If a page doesn't exist, a <code>ConnectApi.NotFoundException</code> error is returned.	Small, 30.0	30.0
previousPageUrl	String	Chatter REST API URL identifying the previous page or <code>null</code> if there isn't a previous page.	Medium, 30.0	30.0

Knowledge Article Version

A knowledge article version.

Property Name	Type	Description	Filter Group and Version	Available Version
articleType	String	Type of the knowledge article.	Small, 36.0	36.0
id	String	ID of the knowledge article version.	Small, 36.0	36.0
knowledgeArticleId	String	ID of the corresponding knowledge article.	Small, 36.0	36.0
lastPublishedDate	Date	Last published date of the knowledge article.	Small, 36.0	36.0
summary	String	Summary of the knowledge article contents.	Medium, 36.0	36.0
title	String	Title of the knowledge article.	Small, 36.0	36.0
urlName	String	URL name of the knowledge article.	Small, 36.0	36.0

Knowledge Article Version Collection

A collection of knowledge article versions.

Property Name	Type	Description	Filter Group and Version	Available Version
items	Knowledge Article Version []	A collection of knowledge article versions.	Small, 36.0	36.0



Like

Property	Type	Description	Filter Group or Version	Available Version
id	String	18-character ID of the like	Small, 29.0	23.0
likedItem	Reference	A reference to the liked comment or feed element	Medium, 29.0	27.0
url	String	URL to this like	Small, 29.0	23.0
user	User Summary	Information about the user who liked this comment or feed element	Small, 29.0	23.0

Like Message Body

Property	Type	Description	Filter Group and Version	Available Version
messageSegments	Segments[]	Collection of message segments, based on type. Segments can be one or more of the following: <ul style="list-style-type: none"> Message Segment: Entity Link Message Segment: Resource Link Message Segment: Text 	Medium, 29.0	27.0
text	String	Text summary of the users who like the feed item or comment. For example, "You like this." or "Renee Moreau, Gordon Johnson, and Pam Jones like this."	Small, 29.0	27.0

Like Page

Property	Type	Description	Filter Group and Version	Available Version
currentPageUrl	String	URL to the current page of likes	Medium, 29.0	23.0
items	Like[]	Collection of likes	Small, 32.0	32.0
likes	Like[]	Collection of likes <p> Important: As of API version 32.0, use the <code>items</code> property.</p>	Small, 29.0	23.0–31.0
myLike	Reference	<p> Note: This field is no longer available as of version 24.0.</p> <p>Either returns a reference to the specific like or returns <code>null</code></p>		23.0–24.0

Property	Type	Description	Filter Group and Version	Available Version
nextPageUrl	String	URL to the next page of likes	Small, 29.0	23.0
previousPageUrl	String	URL to the previous page of likes	Medium, 29.0	23.0
total	Integer	Total number of likes for the item	Small, 29.0	23.0

Link Capability

If a feed element has this capability, it has a link.

Property Name	Type	Description	Filter Group and Version	Available Version
url	String	Link URL. The URL can be to an external site.	Small, 32.0	32.0
urlName	String	Description of the link.	Small, 32.0	32.0

List View Column

Describes a single column of a record's related list. Describes how to lay out the column; doesn't contain the column's data.

Property	Type	Description	Filter Group and Version	Available Version
dataType	String	The object type for this column's field. This is the object type used in REST API and SOAP API.	Medium, 29.0	29.0
fieldId	String	The fully qualified API field ID, for example, <code>Contact.Name</code> .	Big, 29.0	29.0
label	String	The localized label of this column.	Small, 29.0	29.0
name	String	The short name of the API field, for example, <code>Name</code> .	Medium, 29.0	29.0

List View Definition

Defines a related list structure or a search list structure on a record view. There is no data in the list.

Property	Type	Description	Filter Group and Version	Available Version
columns	List View Column []	The columns of fields shown in this list view.	Big, 29.0	29.0
label	String	The localized label of this list view.	Small, 29.0	29.0
objectType	List View Object	The definition of the type of the objects in this list view.	Medium, 29.0	29.0

Property	Type	Description	Filter Group and Version	Available Version
rowLimit	Integer	The maximum number of objects per page in this list view. To view all objects in this related list, page through the data in pages no larger than this size. To build a SOQL statement from this describe, the SOQL statement must include a LIMIT value equal to this value or an error is thrown on execution.	Medium, 29.0	29.0
sortColumns	List View Sort[]	The columns in which to sort this list view. The sort columns are given in the order of their priority (for example, primary sort, secondary sort, and so on).	Medium, 29.0	29.0

List View Object

Defines the type of record displayed in the rows of a related list.

Property	Type	Description	Filter Group and Version	Available Version
fieldId	String	The API field ID that refers to the parent record. For example, if an Account record has a related list of Contact records, then in the Contact related list definition on the Account this value might be "Account".	Big, 29.0	29.0
type	String	The object type name for this object. This is the object type used in REST API and SOAP API.	Small, 29.0	29.0

List View Record

The list view of a record.

Property	Type	Description	Filter Group and Version	Available Version
fields		The fields and values for the record displayed in this list. A collection of any of these: <ul style="list-style-type: none"> Record Field Record Field: Blank Record Field: Compound Record Field: Currency Record Field: Date Record Field: Percent Record Field: Picklist 	Medium, 30.0	30.0

Property	Type	Description	Filter Group and Version	Available Version
		<ul style="list-style-type: none"> Record Field: Reference Record Field: Reference with Date 		
id	String	18-character ID of the object	Small, 29.0	23.0
motif	Motif	Small, medium, and large icons indicating the type of the object. The motif can also contain the object's base color. The icon is not a preview of the file.	Small, 29.0	27.0
mySubscription	Reference	If the context user is following this file, this contains information about the subscription; otherwise returns null.	Medium, 29.0	23.0
name	String	The localized name of this record.	Small, 29.0	23.0
type	String	A fixed type name for this object. Check this value to determine the shape of a response body.	Small, 29.0	23.0
url	String	The Chatter REST API URL resource for this object.	Small, 29.0	23.0

List View Sort

Defines an ordinal of a sort order in a related list.

Property	Type	Description	Filter Group and Version	Available Version
column	String	The field ID on the related list column to sort.	Small, 29.0	29.0
order	String	The order in which to sort the column. One of these values: <ul style="list-style-type: none"> Ascending—Ascending order (A-Z). Descending—Descending order (Z-A). 	Small, 29.0	29.0

Maintenance Information

Information about the upcoming scheduled maintenance for the organization.

Property Name	Type	Description	Filter Group and Version	Available Version
description	String	Description of the maintenance.	Small, 34.0	34.0

Property Name	Type	Description	Filter Group and Version	Available Version
maintenance Title	String	Title of the maintenance.	Small, 34.0	34.0
maintenance Type	String	Specifies the type of maintenance. One of the following: <ul style="list-style-type: none"> <code>Downtime</code>—Downtime maintenance. <code>GenerallyAvailable</code>—Maintenance with generally available mode. <code>MaintenanceWithDowntime</code>—Scheduled maintenance with downtime. <code>ReadOnly</code>—Maintenance with read-only mode. 	Small, 34.0	34.0
message EffectiveTime	Date	Effective time when users start seeing the maintenance message.	Small, 34.0	34.0
message ExpirationTime	Date	Expiration time of the maintenance message.	Small, 34.0	34.0
scheduledEnd Downtime	Date	Scheduled end of downtime. <code>null</code> for <code>GenerallyAvailable</code> and <code>ReadOnly</code> maintenance types.	Small, 34.0	34.0
scheduledEnd MaintenanceTime	Date	Scheduled end of maintenance. <code>null</code> for <code>Downtime</code> maintenance type.	Small, 34.0	34.0
scheduledStart Downtime	Date	Scheduled start of downtime. <code>null</code> for <code>GenerallyAvailable</code> and <code>ReadOnly</code> maintenance types.	Small, 34.0	34.0
scheduledStart MaintenanceTime	Date	Scheduled start time of maintenance. <code>null</code> for <code>Downtime</code> maintenance type.	Small, 34.0	34.0

Managed Topic

Represents a managed topic in a community.

Property Name	Type	Description	Filter Group and Version	Available Version
children	Managed Topic []	Children managed topics of the managed topic; <code>null</code> if the <code>depth</code> request parameter isn't specified or is <code>1</code> .	Medium, 35.0	35.0
id	String	ID of managed topic.	Small, 32.0	32.0

Property Name	Type	Description	Filter Group and Version	Available Version
managedTopicType	String	Type of managed topic. <ul style="list-style-type: none"> Featured—Topics that are featured, for example, on the community home page, but don't provide overall navigation. Navigational—Topics that display in a navigational menu in the community. 	Small, 32.0	32.0
parent	Reference	Parent managed topic of the managed topic.	Medium, 35.0	35.0
topic	Topic	Information about the topic.	Small, 32.0	32.0
url	String	Chatter REST API URL to the managed topic.	Small, 32.0	32.0

Managed Topic Collection

A collection of managed topics in a community.

Property Name	Type	Description	Filter Group and Version	Available Version
currentPageUrl	String	Chatter REST API URL identifying the current page.	Medium, 32.0	32.0
managedTopics	Managed Topic []	Collection of managed topics.	Small, 32.0	32.0

Mention Completion

Information about a record that could be used to @mention a user or group.

Property	Type	Description	Filter Group and Version	Available Version
additionalLabel	String	An additional label (if one exists) for the record represented by this completion, for example, "(Customer)" or "(Acme Corporation)".	Big, 29.0	29.0
description	String	Description for the record represented by this completion	Medium, 29.0	29.0
name	String	Name for the record represented by this completion	Small, 29.0	29.0
photoUrl	String	URL to the photo or icon for the record represented by this completion	Medium, 29.0	29.0

Property	Type	Description	Filter Group and Version	Available Version
recordId	String	18-character ID for the record represented by this completion	Small, 29.0	29.0
userId	String	18-character ID for the user represented by this completion	Small, 29.0	29.0
userId	String	18-character ID for the user represented by this completion	Small, 29.0	29.0
userType	String	<p>If the record represented by this completion is a user, this value is the user type associated with that user; otherwise the value is <code>null</code>.</p> <p>One of these values:</p> <ul style="list-style-type: none"> <code>ChatterGuest</code>—User is an external user in a private group. <code>ChatterOnly</code>—User is a Chatter Free customer. <code>Guest</code>—User is unauthenticated. <code>Internal</code>—User is a standard organization member. <code>Portal</code>—User is an external user in a customer portal, partner portal, or community. <code>System</code>—User is Chatter Expert or a system user. <code>Undefined</code>—User is a user type that is a custom object. 	Medium, 30.0	30.0

Mention Completion Page

A paginated list of Mention Completion response bodies.

Property	Type	Description	Filter Group and Version	Available Version
currentPageUrl	String	URL of the current page	Medium, 29.0	29.0
mentionCompletions	Mention Completion []	Collection of Mention Completion response bodies to use in a mention.	Small, 29.0	29.0
nextPageUrl	String	Chatter REST API URL identifying the next page or <code>null</code> if there isn't a next page. Check whether this value is <code>null</code> before getting another page. If a page doesn't exist, a <code>ConnectApi.NotFoundException</code> error is returned.	Small, 29.0	29.0
previousPageUrl	String	Chatter REST API URL identifying the previous page or <code>null</code> if there isn't a previous page.	Medium, 29.0	29.0

Mention Validation

Information about whether a proposed mention is valid for the context user.


Property	Type	Description	Filter Group and Version	Available Version
<code>recordId</code>	String	The ID of the mentioned record.	Small, 29.0	29.0
<code>validationStatus</code>	String	<p>Specifies the type of validation error for a proposed mention, if any. One of these values:</p> <ul style="list-style-type: none"> <code>Disallowed</code>—The proposed mention is invalid and is rejected because the context user is trying to mention something that is not allowed. For example, a user who is not a member of a private group is trying to mention the private group. <code>Inaccessible</code>—The proposed mention is allowed but the user or record being mentioned isn't notified because they don't have access to the parent record being discussed. <code>Ok</code>—There is no validation error for this proposed mention. 	Small, 29.0	29.0

Mention Validations

Information about whether a set of mentions is valid for the context user.

Property	Type	Description	Filter Group and Version	Available Version
<code>hasErrors</code>	Boolean	Indicates whether at least one of the proposed mentions has an error (<code>true</code>), or not (<code>false</code>). For example, context users can't mention private groups they don't belong to. If such a group is included in the list of mention validations, <code>hasErrors</code> is <code>true</code> and the group has a <code>validationStatus</code> of <code>Disallowed</code> in its mention validation.	Small, 29.0	29.0
<code>mentionValidations</code>	Mention Validation []	Information about whether a set of mentions is valid for the context user.	Medium, 29.0	29.0

Message

Property	Type	Description	Filter Group and Version	Available Version
body	Feed Item Body	Text of this message	Small, 29.0	23.0
conversationId	String	18-character ID of the conversation this message is part of	Big, 29.0	23.0
conversationUrl	String	URL to the conversation this message is part of	Small, 29.0	23.0
id	String	18-character ID of the message	Small, 29.0	23.0
recipients	User Summary []	Collection of one or more message recipients	Small, 29.0	23.0
<p> Note: The collection of recipients is empty for the following resources because the conversation participants are already identified in the conversation's <code>members</code> property in Conversation Detail and Conversation Summary.</p> <ul style="list-style-type: none"> <code>/chatter/users/me/conversations</code> <code>/chatter/users/me/conversations/conversationId</code> 				
sentDate	String	ISO8601 date string, for example, 2011-02-25T18:24:31.000Z	Small, 29.0	23.0
sender	User Summary	Information about the user who sent this message	Small, 29.0	23.0
sendingCommunity	Reference	Information about the community from which the message was sent Returns <code>null</code> for the default community or if communities aren't enabled.	Medium, 32.0	32.0
url	String	URL to this message	Small, 29.0	23.0

Message Collection

Property	Type	Description	Filter Group and Version	Available Version
currentPageUrl	String	Chatter REST API URL identifying the current page.	Medium, 29.0	23.0
messages	Message []	Collection of one or more messages	Small, 29.0	23.0

Property	Type	Description	Filter Group and Version	Available Version
nextPageUrl	String	Chatter REST API URL identifying the next page or <code>null</code> if there isn't a next page. Check whether this value is <code>null</code> before getting another page. If a page doesn't exist, a <code>ConnectApi.NotFoundException</code> error is returned.	Small, 29.0	23.0


Message Segment: Entity Link

Represents an entity, such as a user or a group.

Property	Type	Description	Filter Group and Version	Available Version
motif	Motif	A set of small, medium, and large icons that correspond to the entity type. The motif can also contain the entity type's base color.	Small, 29.0	27.0
reference	Reference	Information about the entity	Small, 29.0	25.0
text	String	Plain text output for this segment	Small, 29.0	25.0
type	String	<code>EntityLink</code>	Small, 29.0	25.0

Message Segment: Field Change

Represents an inline field change.

 **Example:** An example of an inline field change is "First Name from Bob to Joe". This example segment consists of multiple segments.

```
[
  Text("Owner from "),
  FieldChangeValue("Bob Smith"),
  Text(" to "),
  FieldChangeValue("Dave Jones")
]
```

Property	Type	Description	Filter Group and Version	Available Version
segments	Segments[]	Collection of message segments, based on type. Segments can be one or more of the following: <ul style="list-style-type: none"> Message Segment: Entity Link Message Segment: Field Change 	Medium, 29.0	23.0

Property	Type	Description	Filter Group and Version	Available Version
		<ul style="list-style-type: none"> • Message Segment: Field Change Name • Message Segment: Field Change Value • Message Segment: Hashtag • Message Segment: Inline Image (version 35.0 and later) • Message Segment: Link • Message Segment: Markup Begin (version 35.0 and later) • Message Segment: Markup End (version 35.0 and later) • Message Segment: Mention • Message Segment: More Changes • Message Segment: Text 		
text	String	Formatted text of the change. For example: <div style="border: 1px solid #ccc; padding: 5px; margin-top: 5px;"> "City from San Francisco to New Orleans" </div>	Small, 29.0	23.0
type	String	Value is <code>FieldChange</code>	Small, 29.0	23.0


Message Segment: Field Change Name

Represents an inline name of a field change, like "Name" or "Description." Making this a separate segment makes it possible to give special user interface treatments to field names, for example, making a name field bold.

Property	Type	Description	Filter Group and Version	Available Version
text	String	Formatted text of the change. Possible values include: <ul style="list-style-type: none"> • Old name of the field • New name of the field 	Small, 29.0	23.0
type	String	Value is <code>FieldChangeName</code>	Small, 29.0	23.0

Message Segment: Field Change Value

Represents an inline value of a field change, like "1" or "Bob Smith." Making this a separate segment makes it possible to add special coding, for example, to wrap values in anchor tags.

Property	Type	Description	Filter Group and Version	Available Version
valueType	String	The value type. One of these values: <ul style="list-style-type: none"> NewValue—The new value of the field change. OldValue—The old value of the field change. 	Big, 29.0	29.0
text	String	Formatted text of the change. Possible values include: <ul style="list-style-type: none"> the words a blank value  Note: This text is also localized. the old value of the field the new value of the field 	Small, 29.0	23.0
type	String	Value is FieldChangeValue	Small, 29.0	23.0
url	String	URL value if the field change is to a URL field (such as a web address)	Small, 29.0	23.0

Message Segment: Hashtag

Represents an inline hashtag.

Property	Type	Description	Filter Group and Version	Available Version
tag	String	Text of the hashtag without the hash symbol (#)	Small, 29.0	23.0
text	String	Text of the hashtag with the hash symbol (#)	Small, 29.0	23.0
topicUrl	String	URL for the topic in this format: <pre>/services/data/.../topics?exactMatch=true&q=tag</pre>	Small, 29.0	28.0
type	String	Value is Hashtag	Small, 29.0	23.0
url	String	URL search for the tag in this format: <pre>services/data/.../feed-elements?q=%23tag</pre>	Small, 29.0	23.0

Message Segment: Inline Image

An inline image in the feed body.

Property Name	Type	Description	Filter Group and Version	Available Version
altText	String	Alt text for the inline image.	Small, 35.0	35.0
contentSize	Integer	Size of the file in bytes.	Small, 35.0	35.0
text	String	Alt text for the inline image or the ID of the inline image if no alt text is available.	Small, 35.0	35.0
thumbnails	File Preview Collection	Information about the available thumbnails for the image.	Medium, 35.0	35.0
type	String	InlineImage	Small, 35.0	35.0
url	String	The URL to the latest version of the inline image.	Small, 35.0	35.0

Message Segment: Link

Represents an inline link to a URL.

Property	Type	Description	Filter Group and Version	Available Version
text	String	Plain text of the URL.	Small, 29.0	23.0
type	String	Value is <code>Link</code> .	Small, 29.0	23.0
url	String	URL value of the link.	Small, 29.0	23.0

Message Segment: Markup Begin

Beginning of rich text markup.

Property Name	Type	Description	Filter Group and Version	Available Version
htmlTag	String	The HTML tag for this markup.	Small, 35.0	35.0
markupType	String	Specifies the type of rich text markup. <ul style="list-style-type: none"> • <code>Bold</code>—Bold tag. • <code>Italic</code>—Italic tag. • <code>ListItem</code>—List item tag. • <code>OrderedList</code>—Ordered list tag. • <code>Paragraph</code>—Paragraph tag. • <code>Strikethrough</code>—Strikethrough tag. 	Small, 35.0	35.0

Property Name	Type	Description	Filter Group and Version	Available Version
		<ul style="list-style-type: none"> <code>Underline</code>—Underline tag. <code>UnorderedList</code>—Unordered list tag. <p>To handle <code>markupType</code> values introduced in later API versions, clients can render the <code>text</code> value as a fallback.</p>		
<code>text</code>	String	Empty string, "", for segments of this type.	Small, 35.0	35.0
<code>type</code>	String	<code>MarkupBegin</code>	Small, 35.0	35.0


Message Segment: Markup End

End of rich text markup.


Property Name	Type	Description	Filter Group and Version	Available Version
<code>htmlTag</code>	String	The HTML tag for this markup.	Small, 35.0	35.0
<code>markupType</code>	String	<p>Specifies the type of rich text markup.</p> <ul style="list-style-type: none"> <code>Bold</code>—Bold tag. <code>Italic</code>—Italic tag. <code>ListItem</code>—List item tag. <code>OrderedList</code>—Ordered list tag. <code>Paragraph</code>—Paragraph tag. <code>Strikethrough</code>—Strikethrough tag. <code>Underline</code>—Underline tag. <code>UnorderedList</code>—Unordered list tag. <p>To handle <code>markupType</code> values introduced in later API versions, clients can render the <code>text</code> value as a fallback.</p>	Small, 35.0	35.0
<code>text</code>	String	Empty string, "", for segments of this type.	Small, 35.0	35.0
<code>type</code>	String	<code>MarkupEnd</code>	Small, 35.0	35.0

Message Segment: Mention

Represents an inline @mention.

Property	Type	Description	Filter Group and Version	Available Version
<code>accessible</code>	Boolean	Specifies whether the mentioned user or group can see the mention (<code>true</code>) or not (<code>false</code>).	Small, 29.0	23.0
<code>name</code>	String	Name of the mentioned user or group.	Small, 29.0	23.0
<code>text</code>	String	Plain text of the mention.	Small, 29.0	23.0
<code>type</code>	String	Value is <code>Mention</code> .	Small, 29.0	23.0
<code>record</code>		Information about the mentioned user or group. One of these response bodies: <ul style="list-style-type: none"> Group User Detail User Summary 	Small, 29.0	29.0
<code>user</code>	User Summary	Information about the mentioned user, <code>null</code> if the context user doesn't have access. <p> Important: In versions 29.0 and later, use the <code>record</code> property.</p>	None	23.0–28.0 In versions before 29.0, if the mention is not a user, the mention is in a Message Segment: Text response body.

Message Segment: More Changes

Property	Type	Description	Filter Group and Version	Available Version
<code>moreChanges</code>	Message Segment: Field Change[]	The complete collection of tracked changes for a feed item.	Big, 29.0	29.0
<code>moreChanges Count</code>	Integer	Number of changes	Small, 29.0	23.0
<code>text</code>	String	Formatted text of the number of changes. For example: "2 other changes"  Note: This value is localized.	Small, 29.0	23.0
<code>type</code>	String	Value is <code>MoreChanges</code>	Small, 29.0	23.0

Message Segment: Resource Link

Property	Type	Description	Filter Group and Version	Available Version
text	String	Formatted text of this segment	Small, 29.0	23.0
type	String	Value is "ResourceLink"	Small, 29.0	23.0
url	String	URL value of the resource link	Small, 29.0	27.0

Message Segment: Text

Represents plain inline text.

Property	Type	Description	Filter Group and Version	Available Version
text	String	Formatted text associated with the item. Possible values include: <ul style="list-style-type: none"> Formatted text of a feed item or comment. The name of the field that has been changed with the word <code>from</code>. 	Small, 29.0	23.0
type	String	Value is <code>Text</code> .	Small, 29.0	23.0

Moderation Capability

If a feed element has this capability, users in the community can flag the feed element for moderation. This response body also includes information about the flagged content.

Property Name	Type	Description	Filter Group and Version	Available Version
moderationFlags	Moderation Flags	Flags for this feed element. Community moderators can view and take action on flagged items.	Big, 31.0	31.0

Moderation Flags


Moderation flags are available if Salesforce Communities is enabled in an organization and the community administrator selected "Allow members to flag content" during community setup.

Property	Type	Description	Filter Group and Version	Available Version
flagCount	Integer	If the context user is a community moderator, shows the total number of flags on the post, comment, or file. If the context user isn't a community moderator, value is <code>null</code> . Flags on files is available starting in version 30.0.	Small, 29.0	29.0
flaggedByMe	Boolean	Indicates whether the post, comment, or file was flagged by the context user (<code>true</code>) or not (<code>false</code>). Flags on files is available starting in version 30.0.	Small, 29.0	29.0

Motif

The motif properties contain URLs for small, medium, and large icons that indicate the Salesforce record type. Common record types are files, users, and groups, but all record types have a set of motif icons. Custom object records use their tab style icon. All icons are available to unauthenticated users so that, for example, you can display the motif icons in an email. The motif can also contain the record type's base color.

Example:

 **Note:** The motif images are icons, not user uploaded images or photos. For example, every user has the same set of motif icons.

Custom object records use their tab style icon, for example, the following custom object uses the "boat" tab style:

```
"motif": {
  "color": "8C004C",
  "largeIconUrl": "/img/icon/custom51_100/boat64.png",
  "mediumIconUrl": "/img/icon/custom51_100/boat32.png",
  "smallIconUrl": "/img/icon/custom51_100/boat16.png",
  "svgIconUrl": null
},
```

Users use the following icons:

```
"motif": {
  "color": "1797C0",
  "largeIconUrl": "/img/icon/profile64.png",
  "mediumIconUrl": "/img/icon/profile32.png",
  "smallIconUrl": "/img/icon/profile16.png",
  "svgIconUrl": null
},
```


Groups use the following icons:

```
"motif": {
  "color": "1797C0",
  "largeIconUrl": "/img/icon/groups64.png",
  "mediumIconUrl": "/img/icon/groups32.png",
```

```
"smallIconUrl": "/img/icon/groups16.png"
},
```

Files use the following icons:

```
"motif": {
  "color": "1797C0",
  "largeIconUrl": "/img/content/content64.png",
  "mediumIconUrl": "/img/content/content32.png",
  "smallIconUrl": "/img/icon/files16.png",
  "svgIconUrl": null
},
```

 **Note:** To view the icons in the previous examples, preface the URL with `https://instance_name`. For example, `https://instance_name/img/icon/profile64.png`.

Property	Type	Description	Filter Group and Version	Available Version
color	String	A hex value representing the base color of the record type, or null.	Small, 29.0	29.0
largeIconUrl	String	A large icon indicating the record type.	Small, 29.0	27.0
mediumIconUrl	String	A medium icon indicating the record type.	Small, 29.0	27.0
smallIconUrl	String	A small icon indicating the record type.	Small, 29.0	27.0
svgIconUrl	String	An icon in SVG format indicating the record type, or null if the icon doesn't exist.	Small, 34.0	34.0

Mute Capability

If a feed element has this capability, users can mute it. Muted feed elements are visible in the muted feed, and invisible in all other feeds that respect mute.

Property Name	Type	Description	Filter Group and Version	Available Version
isMutedByMe	Boolean	Indicates whether the context user muted the feed element.	Small, 35.0	35.0

New User Audience Criteria

The criteria for the new members type of recommendation audience.

Property Name	Type	Description	Filter Group and Version	Available Version
maxDaysInCommunity	Double	The maximum number of days since a user became a community member.	Small, 36.0	36.0
type	String	MaxDaysInCommunity	Small, 36.0	36.0

Non-Entity Recommendation

Represents a recommendation for a non-Salesforce entity, such as an application.

This response body isn't available in version 34.0 and later. In version 34.0 and later, the [Recommendation](#) response body is used for all recommendations.

Property Name	Type	Description	Filter Group and Version	Available Version
displayLabel	String	Localized label of the non-entity object.	Small, 32.0	32.0
explanation	Explanation Summary	The recommendation explanation.	Big, 29.0	23.0
motif	Motif	Motif for the non-entity object.	Small, 32.0	32.0
recommendationType	String	Specifies the type of record being recommended. <ul style="list-style-type: none"> apps files groups records topics users 	Small, 32.0	32.0

Organization

Property	Type	Description	Filter Group and Version	Available Version
accessTimeout	Integer	Amount of time after which the system prompts users who have been inactive to log out or continue working	Small, 29.0	24.0
features	Features	Information about features available in the organization or community	Small, 29.0	24.0
maintenanceInfo	Maintenance Information[]	Information about a list of upcoming scheduled maintenances for the organization.	Medium, 34.0	34.0

Property	Type	Description	Filter Group and Version	Available Version
name	String	Organization name	Small, 29.0	26.0
orgId	String	18-character ID for the organization	Small, 29.0	24.0
userSettings	User Settings	Information about the organization permissions for the user	Small, 29.0	24.0



Origin Capability

If a feed element has this capability, it was created by a feed action.

Property Name	Type	Description	Filter Group and Version	Available Version
actor	User Summary	The user who executed the feed action.	Small, 33.0	33.0
originRecord	Reference	A reference to the feed element containing the feed action.	Small, 33.0	33.0

Phone Number

A phone number.

Property	Type	Description	Filter Group and Name	Available Version
label	String	Localized string indicating the phone type	Small, 30.0	30.0
number	String	 Note: This property is not available after version 26.0. Use the <code>phoneNumber</code> property instead. Phone number	NA	23.0–26.0
phoneNumber	String	Phone number	Small, 29.0	27.0
phoneType	String	Phone type. One of these values: <ul style="list-style-type: none"> • Fax • Mobile • Work These values are not localized.	Small, 30.0	30.0
type	String	 Note: This property is not available after version 29.0. Use the <code>phoneType</code> property instead. Values are:	Small, 29.0	23.0–29.0

Property	Type	Description	Filter Group and Name	Available Version
		<ul style="list-style-type: none"> Fax Mobile Work 		

Photo

Property	Type	Description	Filter Group and Version	Available Version
fullEmailPhotoUrl	String	A temporary URL to the large profile picture that expires after 30 days. This URL is available to unauthenticated users.	Medium, 29.0	27.0
largePhotoUrl	String	URL to the large profile picture. The default width is 200 pixels, while the length is scaled so the original image proportions are maintained.	Medium, 29.0	23.0
photoVersionId	String	18-character ID to that version of the photo.	Small, 29.0	24.0
smallPhotoUrl	String	URL to the small profile picture. The default size is 64x64 pixels.	Small, 29.0	23.0
standardEmailPhotoUrl	String	A temporary URL to the small profile picture that expires after 30 days. This URL is available to unauthenticated users.	Small, 29.0	27.0
url	String	URL to a resource that returns a Photo response body: for example, <code>/services/data/v36.0/chatter/users/005D0000001LL80IAW/photo</code> .	Small, 29.0	27.0

Platform Action

A platform action instance with state information for the context user.

Action links are one type of platform action and are therefore represented as platform action response bodies.

Property Name	Type	Description	Filter Group and Version	Available Version
actionUrl	String	For action links of subtype <code>Ui</code> or <code>Download</code> , direct the user to download or visit the UI from this link. Salesforce issues a Javascript redirect for the link in this format:	Medium, 33.0	33.0

Property Name	Type	Description	Filter Group and Version	Available Version
		<p><code>/action-link-redirect/communityId/actionLinkId?_bearer=bearerToken</code></p> <p>For <code>Api</code> and <code>ApiAsync</code> action links and for all platform actions, this value is <code>null</code>.</p> <p>Salesforce handles the callout to <code>Api</code> or <code>ApiAsync</code> action links.</p> <p>To call an <code>Api</code> or an <code>ApiAsync</code> action link, you can also make a PATCH request to the /connect/action-links/actionLinkId resource and set <code>status</code> to <code>PendingStatus</code>.</p>		
<code>apiName</code>	String	The API name. This value may be <code>null</code> .	Medium, 33.0	33.0
<code>confirmationMessage</code>	String	If this action requires a confirmation and has a status of <code>NewStatus</code> , this is a default localized message that should be shown to an end user prior to invoking the action. Otherwise, this is <code>null</code> .	Medium, 33.0	33.0
<code>createdRecords</code>	Record Summary []	The collection of records that this action created after it was invoked by the context user. This collection is empty if the action hasn't been performed yet by the context user or if the action doesn't create a record. Only records created by the context user are shown.	Medium, 33.0	33.0
<code>executingUser</code>	User Summary	User who initiated execution of the platform action.	Medium, 33.0	33.0
<code>groupDefault</code>	Boolean	<code>true</code> if this platform action is the default or primary platform action in the platform action group; <code>false</code> otherwise. There can be only one default platform action per platform action group.	Small, 33.0	33.0
<code>iconUrl</code>	String	The URL of the icon for the platform action. This value may be <code>null</code> .	Medium, 33.0	33.0
<code>id</code>	String	The ID of the platform action.	Small, 33.0	33.0
		If the <code>type</code> is <code>QuickAction</code> and the <code>subtype</code> is <code>Create</code> , this value is <code>null</code> .		
<code>label</code>	String	The localized label for this platform action.	Small, 33.0	33.0

Property Name	Type	Description	Filter Group and Version	Available Version
modifiedDate	Date	ISO8601 date string, for example, 2011-02-25T18:24:31.000Z	Small, 33.0	33.0
platformAction Group	Reference	A reference to the platform action group containing this platform action.	Small, 33.0	33.0
status	String	<p>The execution status of the platform action. Values are:</p> <ul style="list-style-type: none"> FailedStatus—The action link execution failed. NewStatus—The action link is ready to be executed. Available for Download and Ui action links only. PendingStatus—The action link is executing. Choosing this value triggers the API call for Api and ApiAsync action links. SuccessfulStatus—The action link executed successfully. <p>For action links only, you can update the status by making a PATCH request to the /connect/action-links/actionLinkId resource.</p>	Small, 33.0	33.0
subtype	String	<p>The subtype of a platform action or null. If the type property is ActionLink, possible values are:</p> <ul style="list-style-type: none"> Api—The action link calls a synchronous API at the action URL. Salesforce sets the status to SuccessfulStatus or FailedStatus based on the HTTP status code returned by your server. ApiAsync—The action link calls an asynchronous API at the action URL. The action remains in a PendingStatus state until a third party makes a request to /connect/action-links/actionLinkId to set the status to SuccessfulStatus or FailedStatus when the asynchronous operation is complete. 	Small, 33.0	33.0

Property Name	Type	Description	Filter Group and Version	Available Version
		<ul style="list-style-type: none"> <code>Download</code>—The action link downloads a file from the action URL. <code>Ui</code>—The action link takes the user to a Web page at the action URL. 		
<code>type</code>	String	<p>The type of platform action. Values are:</p> <ul style="list-style-type: none"> <code>ActionLink</code>—An indicator on a feed element that targets an API, a web page, or a file, represented by a button in the Salesforce Chatter feed UI. <code>CustomButton</code>—When clicked, opens a URL or a Visualforce page in a window or executes JavaScript. <code>InvocableAction</code> <code>ProductivityAction</code>—Productivity actions are predefined by Salesforce and are attached to a limited set of objects. You can't edit or delete productivity actions. <code>QuickAction</code>—A global or object-specific action. <code>StandardButton</code>—A predefined Salesforce button such as New, Edit, and Delete. 	Small, 33.0	33.0
<code>url</code>	String	<p>Chatter REST API resource URL for the platform action.</p> <p>If the <code>type</code> is <code>QuickAction</code> and the <code>subtype</code> is <code>Create</code>, this value is <code>null</code>.</p>	Small, 33.0	33.0

Platform Action Group

A platform action group instance with state appropriate for the context user.

Action link groups are one type of platform action group and are therefore represented as platform action group response bodies.

Property Name	Type	Description	Filter Group and Version	Available Version
category	String	Indicates the priority and relative locations of platform actions. Values are: <ul style="list-style-type: none"> <code>Primary</code>—The action link group is displayed in the body of the feed element. <code>Overflow</code>—The action link group is displayed in the overflow menu of the feed element. 	Medium, 33.0	33.0
id	String	An 18-character ID or an opaque string ID for the platform action group. If the Platform Action <code>type</code> is <code>QuickAction</code> and the <code>subtype</code> is <code>Create</code> , this value is <code>null</code> .	Small, 33.0	33.0
modifiedDate	Date	ISO8601 date string, for example, 2011-02-25T18:24:31.000Z.	Small, 33.0	33.0
platformActions	Platform Action []	The platform action instances for this group. Within an action link group, action links are displayed in the order listed in the <code>actionLinks</code> property of the Action Link Group Definition Input request body. Within a feed item, action link groups are displayed in the order specified in the <code>actionLinkGroupIds</code> property of the Associated Actions Capability Input request body.	Medium, 33.0	33.0
url	String	Chatter REST API resource URL for the platform action group. If the Platform Action <code>type</code> is <code>QuickAction</code> and the <code>subtype</code> is <code>Create</code> , this value is <code>null</code> .	Small, 33.0	33.0

Poll Capability

If a feed element has this capability, the feed element can include a poll for voting.

Property Name	Type	Description	Filter and Version	Available Version
choices	Feed Poll Choice []	Collection of poll choices that make up the poll.	Small, 32.0	32.0

Property Name	Type	Description	Filter and Version	Available Version
myChoiceId	String	18-character ID of the poll choice that the current user has voted for in this poll. Returns <code>null</code> if the current user has not voted.	Small, 32.0	32.0
totalVoteCount	String	Total number of votes cast on the feed poll element.	Small, 32.0	32.0

Question and Answers Capability

If a feed element has this capability, it has a question and comments on the feed element are answers to the question.

Property Name	Type	Description	Filter and Version	Available Version
bestAnswer	Comment	The comment selected as the best answer for the question.	Small, 32.0	32.0
bestAnswerSelectedBy	User Summary	The user who selected the best answer for the question.	Small, 32.0	32.0
canCurrentUserSelectOrRemoveBestAnswer	Boolean	Indicates whether current user can select or remove a best answer (<code>true</code>) or not (<code>false</code>).	Small, 32.0	32.0
escalatedCase	Reference	If a question post is escalated, this is the case to which it was escalated.	Medium, 33.0	33.0
questionTitle	String	Title for the question.	Small, 32.0	32.0


Question and Answers Suggestion Collection

Question and answers suggestions search result.

Property Name	Type	Description	Filter Group and Version	Available Version
articles	Article Item []	Collection of articles.	Small, 32.0	32.0
questions		Collection of questions, which can be any of these: <ul style="list-style-type: none"> Generic Feed Element Feed Item 	Small, 32.0	32.0

Recommendation



Represents a recommendation.

Property	Type	Description	Filter Group and Version	Available Version
<code>actOnUrl</code>	String	<p>For user, file, group, topic, and record <code>entity</code> types, use this Chatter REST URL with a POST request to follow the recommended user, file, topic, or record, or join the recommended group. For example:</p> <pre style="border: 1px solid #add8e6; padding: 5px;">/services/data/v36.0/chatter/users/005D0000001AzOAIA0/following?subjectId=005D0000001B4CvIAK</pre> <p>For recommended object <code>entity</code> types, such as custom recommendations, use the <code>actionUrl</code> property of the Platform Action response body to take action on the recommendation.</p>	Small, 29.0	23.0
<code>action</code>	String	<p>Specifies the action to take on the recommendation. Values are:</p> <ul style="list-style-type: none"> • <code>follow</code> (V23.0) • <code>join</code> (V23.0) • <code>view</code> (V25.0) 	Small, 29.0	
<code>entity</code>	File Summary Group Recommended Object (version 34.0 and later) Record Summary Topic (version 36.0 and later) User Summary	The entity with which the receiver is recommended to take action.	Small, 32.0	32.0
<code>explanation</code>	Explanation Summary	The recommendation explanation.	Big, 29.0	23.0
<code>object</code>	File Summary Group Record Summary User Summary	<p>The object with which the receiver is recommended to take action.</p> <p> Important: In version 32.0 and later, use the <code>entity</code> property.</p>	Small, 29.0	23.0-31.0
<code>platform ActionGroup</code>	Platform Action Group	A platform action group instance with state appropriate for the context user.	Small, 34.0	34.0

Property	Type	Description	Filter Group and Version	Available Version
recommendation Type	String	Specifies the type of record being recommended. <ul style="list-style-type: none"> • apps • files • groups • records • topics • users 	Small, 32.0	32.0
type	String	Not available after version 23.0.		23.0 -23.0
url	String	URL to the recommendation.	Small, 34.0	34.0

Recommendation Audience

A recommendation audience.

Property Name	Type	Description	Filter Group and Version	Available Version
criteria	Custom List Audience Criteria or New User Audience Criteria	The criteria for the recommendation audience type.	Small, 36.0	36.0
id	String	18-character ID of the recommendation audience.	Small, 35.0	35.0
memberCount	Integer	 Important: This property is available only in version 35.0. In version 36.0 and later, this property is available in Custom List Audience Criteria . Number of members in the recommendation audience.	Small, 35.0	35.0 only
members	User Reference Collection	 Important: This property is available only in version 35.0. In version 36.0 and later, this property is available in Custom List Audience Criteria . Members of the recommendation audience.	Big, 35.0	35.0 only

Property Name	Type	Description	Filter Group and Version	Available Version
modifiedBy	User Detail	User who last modified the recommendation audience.	Small, 36.0	36.0
modifiedDate	Date	An ISO 8601 format date string, for example, 2011-02-25T18:24:31.000Z.	Small, 36.0	36.0
name	String	Name of the recommendation audience.	Small, 35.0	35.0
url	String	URL for the recommendation audience.	Small, 35.0	35.0

Recommendation Audience Collection

A collection of recommendation audiences.

Property Name	Type	Description	Filter Group and Version	Available Version
audienceCount	Integer	The total number of recommendation audiences.	Small, 35.0	35.0
currentPageUrl	String	URL to the current page.	Small, 35.0	35.0
nextPageUrl	String	URL to the next page.	Small, 35.0	35.0
previousPageUrl	String	URL to the previous page.	Small, 35.0	35.0
recommendationAudiences	Recommendation Audience []	A collection of recommendation audiences.	Small, 35.0	35.0

Recommendation Definition

Represents a custom recommendation definition.

Property Name	Type	Description	Filter Group and Version	Available Version
actionUrl	String	The URL for acting on this recommendation.	Small, 33.0	33.0
actionUrlName	String	The text label for the action URL in the user interface.	Small, 34.0	34.0
explanation	String	Explanation of the recommendation definition.	Medium, 33.0	33.0
id	String	18-character ID of the recommendation definition.	Small, 33.0	33.0
name	String	Name of the recommendation definition. The name is displayed in Setup.	Medium, 33.0	33.0

Property Name	Type	Description	Filter Group and Version	Available Version
photo	Photo	Photo of the recommendation definition.	Medium, 33.0	33.0
title	String	Title of the recommendation definition.	Small, 33.0	33.0
url	String	URL to the Chatter REST API resource for the recommendation definition.	Small, 33.0	33.0

Recommendation Definition Collection

Represents a list of recommendation definitions.

Property Name	Type	Description	Filter Group and Version	Available Version
recommendation Definitions	Recommendation Definition []	A list of recommendation definitions.	Small, 33.0	33.0
url	String	URL to the Chatter REST API resource for the recommendation definition collection.	Small, 33.0	33.0

Recommendations

A list of recommendations.

Property Name	Type	Description	Filter Group and Version	Available Version
recommendations	Recommendation []	Collection of recommendations.	Small, 29.0	23.0

Recommendations Capability

If a feed element has this capability, it has a recommendation.

Property Name	Type	Description	Filter Group and Version	Available Version
items	A collection of these response bodies: <ul style="list-style-type: none"> Non-Entity Recommendation This response body isn't available in	A collection of recommendations.	Small, 32.0	32.0

Property Name	Type	Description	Filter Group and Version	Available Version
		version 34.0 and later. In version 34.0 and later, the Recommendation response body is used for all recommendations.		
		<ul style="list-style-type: none"> Recommendation 		

Recommended Object

An object that is recommended, such as a custom or static recommendation.

Property Name	Type	Description	Filter Group and Version	Available Version
<code>idOrEnum</code>	String	ID of a recommendation definition for a custom recommendation or the enum value <code>Today</code> for static recommendations that don't have an ID (version 35.0 and later).	Small, 34.0	34.0
<code>motif</code>	Motif	Motif of the recommended object.	Small, 34.0	34.0
<code>name</code>	String	Name of the recommended object.	Small, 29.0	22.0
<code>type</code>	String	<code>RecommendedObject</code>	Small, 29.0	22.0

Record Field

A generic record field containing a label and text value.

Property	Type	Description	Filter Group and Version	Available Version
<code>label</code>	String	A localized string describing the record field.	Small, 29.0	29.0
<code>text</code>	String	The text value of the record field. All record fields have a text value. To ensure that all clients can consume new content, inspect the record field's <code>type</code> property. If it isn't recognized, render the text value as the default case.	Small, 29.0	29.0
<code>type</code>	String	Valid values are: <ul style="list-style-type: none"> <code>Boolean</code> 	Small, 29.0	29.0

Property	Type	Description	Filter Group and Version	Available Version
		<ul style="list-style-type: none"> Email Number Phone Text 		

Record Field: Blank

A record field displayed as a place holder in a grid of fields.

Property	Type	Description	Filter Group and Version	Available Version
type	String	Blank	Small, 29.0	29.0

Record Field: Compound

A record field that is a composite of subfields.

Property	Type	Description	Filter Group and Version	Available Version
fields		<p>A collection of subfields that make up the compound field. A collection of these response bodies:</p> <ul style="list-style-type: none"> Record Field Record Field: Blank Record Field: Compound Record Field: Currency Record Field: Date Record Field: Percent Record Field: Picklist Record Field: Reference Record Field: Reference with Date 	Big, 29.0	29.0
label	String	A localized string describing the record field.	Small, 29.0	29.0
text	String	The text value of the record field. All record fields have a text value. To ensure that all clients can consume new content, inspect the record field's <code>type</code> property. If it isn't recognized, render the text value as the default case.	Small, 29.0	29.0

Property	Type	Description	Filter Group and Version	Available Version
type	String	Valid values are: <ul style="list-style-type: none"> Address Compound Location Name 	Small, 29.0	29.0

Record Field: Currency

A record field containing a currency value.

Property	Type	Description	Filter Group and Version	Available Version
label	String	A localized string describing the record field.	Small, 29.0	29.0
text	String	The text value of the record field. All record fields have a text value. To ensure that all clients can consume new content, inspect the record field's <code>type</code> property. If it isn't recognized, render the text value as the default case. Currency is formatted in the default currency of the organization.	Small, 29.0	29.0
type	String	Currency	Small, 29.0	29.0

Record Field: Date

A record field containing a date.

Property	Type	Description	Filter Group and Version	Available Version
dateValue	Date	A date that a machine can read.	Medium, 29.0	29.0
label	String	A localized string describing the record field.	Small, 29.0	29.0
text	String	The text value of the record field. All record fields have a text value. To ensure that all clients can consume new content, inspect the record field's <code>type</code> property. If it isn't recognized, render the text value as the default case.	Small, 29.0	29.0
type	String	Valid values are: <ul style="list-style-type: none"> Date 	Small, 29.0	29.0

Property	Type	Description	Filter Group and Version	Available Version
		<ul style="list-style-type: none"> DateTime Time 		

Record Field: Percent

A record field containing a percentage value.

Property	Type	Description	Filter Group and Version	Available Version
value	Double	The value of the percentage.	Medium, 29.0	29.0
label	String	A localized string describing the record field.	Small, 29.0	29.0
text	String	The text value of the record field. All record fields have a text value. To ensure that all clients can consume new content, inspect the record field's <code>type</code> property. If it isn't recognized, render the text value as the default case.	Small, 29.0	29.0
type	String	Percent	Small, 29.0	29.0

Record Field: Picklist

A record field containing an enumerated value.

Property	Type	Description	Filter Group and Version	Available Version
label	String	A localized string describing the record field.	Small, 29.0	29.0
text	String	The text value of the record field. All record fields have a text value. To ensure that all clients can consume new content, inspect the record field's <code>type</code> property. If it isn't recognized, render the text value as the default case.	Small, 29.0	29.0
type	String	Picklist	Small, 29.0	29.0

Record Field: Reference

A record field containing a reference to another object.

Property	Type	Description	Filter Group and Version	Available Version
label	String	A localized string describing the record field.	Small, 29.0	29.0
reference	Reference	The object referenced by the record field.	Medium, 29.0	29.0
text	String	The text value of the record field. All record fields have a text value. To ensure that all clients can consume new content, inspect the record field's <code>type</code> property. If it isn't recognized, render the text value as the default case.	Small, 29.0	29.0
type	String	Reference	Small, 29.0	29.0

Record Field: Reference with Date

A record field containing a referenced object that acted at a specific time, for example, "Created By...".

Property	Type	Description	Filter Group and Version	Available Version
dateValue	Date	A time at which the referenced object acted.	Medium, 29.0	29.0
label	String	A localized string describing the record field.	Small, 29.0	29.0
reference	Reference	The object referenced by the record field.	Medium, 29.0	29.0
text	String	The text value of the record field. All record fields have a text value. To ensure that all clients can consume new content, inspect the record field's <code>type</code> property. If it isn't recognized, render the text value as the default case.	Small, 29.0	29.0
type	String	Valid values are: <ul style="list-style-type: none"> • CreatedBy • LastModifiedBy 	Small, 29.0	29.0

Record Snapshot Capability

If a feed element has this capability, it contains all the snapshotted fields of a record for a single create record event.

Property Name	Type	Description	Filter Group and Version	Available Version
recordView	Record View	A record representation that includes metadata and data so you can display the record easily.	Small, 32.0	32.0

Record Summary

Property	Type	Description	Filter Group and Version	Available Version
id	String	18-character ID of the record	Small, 29.0	23.0
motif	Motif	Small, medium, and large icons indicating the tab style of the record. The motif can also contain the record type's base color.	Small, 29.0	27.0
mySubscription	Reference	If the context user is following this record, this contains information about the subscription; otherwise returns null.	Medium, 29.0	24.0
name	String	The localized name	Small, 29.0	23.0
type	String	Type of record, such as <code>CustomObject</code> or <code>ContentDocument</code>	Small, 29.0	23.0
url	String	Relative URL to this record	Small, 29.0	23.0

Record Summary List

Summary information about a collection of records in the organization, including custom objects.

Property	Type	Description	Filter Group and Version	Available Version
records		A collection of records. The collection can contain any of these response bodies: <ul style="list-style-type: none"> File Summary Group Record Summary User Summary 	Small, 30.0	30.0
url	String	The URL to this collection of records.	Small, 30.0	30.0

Record View

A view of any record in the organization, including a custom object record. This object is used if a specialized object, such as `User` or `ChatterGroup`, is not available for the record type. Contains data and metadata so you can render a record with one response.

Property	Type	Description	Filter Group and Version	Available Version
id	String	18-character ID of the object	Small, 29.0	23.0
motif	Motif	Small, medium, and large icons indicating the type of the object. The motif can also contain the object's base color. The icon is not a preview of the file.	Small, 29.0	27.0
mySubscription	Reference	If the context user is following this file, this contains information about the subscription, otherwise returns <code>null</code> .	Medium, 29.0	23.0
name	String	The localized name	Small, 29.0	29.0
relatedListDefinitions	List View Definition []	The related list definitions (metadata) for this object. These list definitions do not include the related list data. .	Medium, 29.0	29.0
sections	Record View Section []	A list of record view sections.	Small, 29.0	29.0
type	String	A fixed type name for this object. Check this value to determine the shape of a response body.	Small, 29.0	23.0
url	String	The Chatter REST API URL resource for this object.	Small, 29.0	23.0

Record View Section

A section of record fields and values on a record detail.

Property	Type	Description	Filter Group and Version	Available Version
columnCount	String	The number of columns to use to lay out the fields in a record section.	Small, 29.0	29.0
columnOrder	String	The order of the fields to use in the <code>fields</code> property to lay out the fields in a record section. <ul style="list-style-type: none"> <code>LeftRight</code>—Fields are rendered from left to right. <code>TopDown</code>—Fields are rendered from the top down. 	Small, 29.0	29.0
fields		The fields and values for the record contained in this section. A collection of these response bodies: <ul style="list-style-type: none"> Record Field Record Field: Blank Record Field: Compound 	Small, 29.0	29.0

Property	Type	Description	Filter Group and Version	Available Version
		<ul style="list-style-type: none"> Record Field: Currency Record Field: Date Record Field: Percent Record Field: Picklist Record Field: Reference Record Field: Reference with Date 		
heading	String	A localized label to display when rendering this section of fields.	Small, 29.0	29.0
isCollapsible	Boolean	Indicates whether the section can be collapsed to hide all the fields (<code>true</code>) or not (<code>false</code>).	Small, 29.0	29.0

Reference

A reference to a record.

Property	Type	Description	Filter Group and Version	Available Version
id	String	The ID of the record being referenced, which could be an 18-character ID or some other string identifier.	Small, 29.0	23.0
url	String	The URL to the resource endpoint.	Small, 29.0	23.0

Repository Directory Entry Collection

A collection of directory entries.

Property Name	Type	Description	Filter Group and Version	Available Version
directoryEntries	Repository Group Summary[] Repository User Summary[]	Collection of directory entries.	Small, 35.0	35.0

Repository File Detail

Detailed description of a repository file.

The repository file detail response body includes all of the of the [Repository File Summary](#) response body.

Repository File Summary

Description of a repository file.

Property Name	Type	Description	Filter Group and Version	Available Version
checkinComment	String	The checkin comment of the file.	Small, 32.0	32.0
contentSize	Integer	Length in bytes of the content of the file.	Small, 32.0	32.0
createdBy	String	Name of user who created the file.	Small, 32.0	32.0
createdDate	Date	Created date of the file.	Small, 32.0	32.0
description	String	File description.	Small, 32.0	32.0
downloadUrl	String	URL to the repository file content.	Small, 32.0	32.0
externalContentUrl	String	URL of this file's content in the external system.	Small, 32.0	32.0
externalDocumentUrl	String	URL of this file in the external system.	Small, 32.0	32.0
externalFilePermissionInformation	External File Permission Information	External file permission information, such as available groups, available permission types, and current sharing status, or null when <code>includeExternalFilePermissionsInfo</code> is false.	Big, 36.0	36.0
id	String	ID of the file.	Small, 32.0	32.0
itemTypeUrl	String	URL to the item type information.	Small, 35.0	35.0
mimeType	String	Mime type of the file.	Small, 32.0	32.0
modifiedBy	String	Name of user who last modified the file.	Small, 32.0	32.0
modifiedDate	Date	Modified date of the file.	Small, 32.0	32.0
motif	Motif	Motif of the file.	Small, 32.0	32.0
name	String	Name of the file.	Small, 32.0	32.0
previewUrlThumbnail	String	URL to the thumbnail (240 x 180 PNG) preview.	Small, 36.0	36.0
previewUrlThumbnailBig	String	URL to the big thumbnail (720 x 480 PNG) preview.	Small, 36.0	36.0
previewUrlThumbnailTiny	String	URL to the tiny thumbnail (120 x 90 PNG) preview.	Small, 36.0	36.0
previewsUrl	String	URL to the previews.	Small, 36.0	36.0

Property Name	Type	Description	Filter Group and Version	Available Version
repository	Reference	The file external repository.	Small, 32.0	32.0
title	String	Title of the file.	Small, 32.0	32.0
type	String	Record type, <code>file</code> .	Small, 32.0	32.0
url	String	Chatter REST API URL for this file.	Small, 32.0	32.0
versionId	String	ID of the file version in the external system.	Small, 32.0	32.0

Repository Folder Item

Description of a folder item.

Property Name	Type	Description	Filter Group and Version	Available Version
file	Repository File Summary	If this folder item represents a file, the file summary. If this folder item represents a folder, <code>null</code> .	Small, 32.0	32.0
folder	Repository Folder Summary	If this folder item represents a folder, the folder summary. If this folder item represents a file, <code>null</code> .	Small, 32.0	32.0
type	String	The type of folder item: <code>folder</code> or <code>file</code> .	Small, 32.0	32.0

Repository Folder Items Collection

A collection of repository folder items.

Property Name	Type	Description	Filter Group and Version	Available Version
currentPageUrl	String	Chatter REST API URL identifying the current page.	Medium, 32.0	32.0
items	Repository Folder Item[]	Collection of items in a repository folder.	Small, 32.0	32.0
nextPageUrl	String	Chatter REST API URL identifying the next page or <code>null</code> if there isn't a next page. Check whether this value is <code>null</code> before getting another page. If a page doesn't exist, a <code>ConnectApi.NotFoundException</code> error is returned.	Small, 32.0	32.0

Property Name	Type	Description	Filter Group and Version	Available Version
previousPageUrl	String	Chatter REST API URL identifying the previous page or <code>null</code> if there isn't a previous page.	Medium, 32.0	32.0

Repository Folder Summary

Description of a repository folder.

Property Name	Type	Description	Filter Group and Version	Available Version
createdBy	String	Name of user who created the folder.	Small, 32.0	32.0
createdDate	Date	Created date of the folder.	Small, 32.0	32.0
description	String	Folder description.	Small, 32.0	32.0
externalFolderUrl	String	Chatter REST API URL for this folder in the external system.	Small, 32.0	32.0
folderItemsUrl	String	Chatter REST API URL that lists the files and folders in this folder.	Small, 32.0	32.0
id	String	ID of the folder.	Small, 32.0	32.0
itemTypeUrl	String	URL to the item type information.	Small, 35.0	35.0
modifiedBy	String	Name of user who last modified the folder.	Small, 32.0	32.0
modifiedDate	Date	Modified date of the folder.	Small, 32.0	32.0
motif	Motif	Motif of the folder.	Small, 32.0	32.0
name	String	Name of the folder.	Small, 32.0	32.0
path	String	The absolute path of the folder in the external system.	Small, 32.0	32.0
repository	Reference	The folder external repository.	Small, 32.0	32.0
type	String	Record type, <code>folder</code> .	Small, 32.0	32.0
url	String	Chatter REST API URL for this folder.	Small, 32.0	32.0

Repository Group Summary

Detailed description of a group entry.

Property Name	Type	Description	Filter Group and Version	Available Version
domain	String	Domain of the group.	Medium, 35.0	35.0
email	String	Email of the group.	Small, 35.0	35.0
groupType	String	Specifies the type of group. Values are: <ul style="list-style-type: none"> Everybody—Group is public to everybody. EverybodyInDomain—Group is public to everybody in the same domain. Unknown—Group type is unknown. 	Small, 35.0	35.0
id	String	ID of the group.	Small, 35.0	35.0
name	String	Name of the group.	Medium, 35.0	35.0
type	String	The type of entry. Value is <code>GroupEntry</code> .	Medium, 35.0	35.0

Repository Permission Type Collection

A collection of permission types.

Property Name	Type	Description	Filter Group and Version	Available Version
permissionTypes	Files Connect Permission Type[]	Collection of permission types.	Small, 35.0	35.0

Repository User Summary

Detailed description of a user entry.

Property Name	Type	Description	Filter Group and Version	Available Version
domain	String	Domain of the user.	Medium, 35.0	35.0
email	String	Email of the user.	Small, 35.0	35.0
firstName	String	First name of the user.	Medium, 35.0	35.0
id	String	ID of the user.	Small, 35.0	35.0
lastName	String	Last name of the user.	Medium, 35.0	35.0
type	String	The type of entry. Value is <code>UserEntry</code> .	Medium, 35.0	35.0

Reputation

Reputation for a user.

Property Name	Type	Description	Filter Group and Version	Available Version
reputationLevel	Reputation Level	User's reputation level.	Small, 32.0	32.0
reputationPoints	Double	User's reputation points, which can be earned by performing different activities in the community.	Small, 32.0	32.0
url	String	A Chatter REST API URL to the reputation.	Small, 32.0	32.0

Reputation Level

Reputation level for a user.

Property Name	Type	Description	Filter Group and Version	Available Version
levelImageUrl	String	URL to the reputation level image.	Small, 32.0	32.0
levelName	String	Name of the reputation level.	Small, 32.0	32.0
levelNumber	Integer	Reputation level number, which is the numerical rank of the level, with the lowest level at 1. Administrators define the reputation level point ranges.	Small, 32.0	32.0

Request Header

An HTTP request header name and value pair.

Property Name	Type	Description	Filter Group and Version	Available Version
name	String	The name of the request header.	Small, 33.0	33.0
value	String	The value of the request header.	Small, 33.0	33.0

Scheduled Recommendation

Represents a scheduled recommendation.

Property Name	Type	Description	Filter Group and Version	Available Version
channel	String	<p>Specifies a way to tie recommendations together, for example, to display recommendations in specific places in the UI or to show recommendations based on time of day or geographic locations. Values are:</p> <ul style="list-style-type: none"> • <code>CustomChannel1</code>—Custom recommendation channel. Not used by default. Work with your community manager to define custom channels. For example, community managers can use Community Builder to determine where recommendations appear. • <code>CustomChannel2</code>—Custom recommendation channel. Not used by default. Work with your community manager to define custom channels. • <code>CustomChannel3</code>—Custom recommendation channel. Not used by default. Work with your community manager to define custom channels. • <code>CustomChannel4</code>—Custom recommendation channel. Not used by default. Work with your community manager to define custom channels. • <code>CustomChannel5</code>—Custom recommendation channel. Not used by default. Work with your community manager to define custom channels. • <code>DefaultChannel</code>—Default recommendation channel. Recommendations appear by default on the Napili community home and question detail pages and in the feed in communities in the Salesforce1 mobile browser app. They also appear anywhere community managers add recommendations using Community Builder in communities using the Summer '15 or later version of the Napili template. 	Small, 36.0	36.0
enabled	Boolean	Indicates whether scheduling is enabled. If <code>true</code> , the recommendation is enabled and appears in communities. If <code>false</code> ,	Small, 34.0	34.0

Property Name	Type	Description	Filter Group and Version	Available Version
		recommendations in feeds in the Salesforce1 mobile browser app aren't removed, but no new recommendations appear. In communities using the Summer '15 or later version of the Napili template, disabled recommendations no longer appear.		
id	String	18-character ID of the scheduled recommendation.	Small, 33.0	33.0
rank	Integer	The rank determining the order of this scheduled recommendation.	Small, 33.0	33.0
recommendation AudienceId	String	ID of the audience for the scheduled recommendation.	Small, 35.0	35.0
recommendation Definition Representation	Recommendation Definition	Recommendation definition that this scheduled recommendation schedules.	Small, 33.0	33.0
url	String	URL to the Chatter REST API resource for the scheduled recommendation.	Small, 33.0	33.0

Scheduled Recommendation Collection

Represents a list of scheduled recommendations.

Property Name	Type	Description	Filter Group and Version	Available Version
scheduled Recommendations	Scheduled Recommendation[]	A list of scheduled recommendations.	Small, 33.0	33.0
url	String	URL to the Chatter REST API resource for the scheduled recommendation collection.	Small, 33.0	33.0

Shares

Property	Type	Description	Filter Group and Version	Available Version
entity	Depends on sharing	Returns information about the user, record, or group the file is shared with. Value is one of the following: <ul style="list-style-type: none"> Group Record Summary 	Small, 29.0	24.0

Property	Type	Description	Filter Group and Version	Available Version
		<ul style="list-style-type: none"> User Summary 		
sharingType	String	<p>The permission level of sharing. Values are:</p> <ul style="list-style-type: none"> C—collaborator I—sharing permission is determined by location. This generally occurs when the sharing permission is not set on the file, but on the library instead. This value is also used when the context user is the same as owner of the file. N—no access V—viewer 	Small, 29.0	24.0

Social Account

A social account on a social network.

Property Name	Type	Description	Filter Group and Version	Available Version
handle	String	Social handle, screen name, or alias that identifies this account.	Small, 36.0	36.0
name	String	Name of the account as defined by the account's owner.	Small, 36.0	36.0
profileUrl	String	URL to the account's profile.	Small, 36.0	36.0

Social Post Capability

If a feed element has this capability, it can interact with a social post on a social network.

Property Name	Type	Description	Filter Group and Version	Available Version
author	Social Account	The social account that authored the social post.	Small, 36.0	36.0
content	String	The content body of the social post.	Medium, 36.0	36.0
icon	Icon	The icon of the social network.	Small, 36.0	36.0
id	String	The ID associated with the social post Salesforce record.	Small, 36.0	36.0

Property Name	Type	Description	Filter Group and Version	Available Version
isOutbound	Boolean	If <code>true</code> , the social post originated from the Salesforce application.	Small, 36.0	36.0
name	String	The title or heading of the social post.	Small, 36.0	36.0
postUrl	String	The external URL to the social post on the social network.	Small, 36.0	36.0
provider	String	The social network that this social post belongs to. Values are: <ul style="list-style-type: none"> • Facebook • GooglePlus • Instagram • Line • LinkedIn • Other • Pinterest • SinaWeibo • Twitter • VKontakte • WeChat • WhatsApp • YouTube 	Small, 36.0	36.0
recipient	Social Account	The social account that is the recipient of the social post.	Small, 36.0	36.0
status	Social Post Status	The status of the social post.	Small, 36.0	36.0

Social Post Status

The status of a social post.

Property Name	Type	Description	Filter Group and Version	Available Version
message	String	Status message.	Small, 36.0	36.0
type	String	Status type. Values are: <ul style="list-style-type: none"> • ApprovalPending • ApprovalRecalled • ApprovalRejected • Deleted 	Small, 36.0	36.0

Property Name	Type	Description	Filter Group and Version	Available Version
		<ul style="list-style-type: none"> Failed Pending Replied Sent Unknown 		

Subscription

Property	Type	Description	Filter Group and Version	Available Version
community	Reference	Information about the community. Returns <code>null</code> if subscription exists in default community or communities aren't enabled.	Medium, 29.0	26.0
id	String	18-character ID of the subscription	Small, 29.0	23.0
subject	Depends	Information about the parent, that is, the thing or person being followed. Valid values are: <ul style="list-style-type: none"> Group (23.0) Record Summary (23.0) Topic (29.0) User Summary (23.0) 	Small, 29.0	
subscriber	Depends	Information about the subscriber, that is, the person following this item. Valid values are: <ul style="list-style-type: none"> Group User Summary 	Small, 29.0	23.0
url	String	Relative URL to this specific subscription	Small, 29.0	23.0

Subscription Page

Property	Type	Description	Filter Group and Version	Available Version
currentPageUrl	String	Returns the current page of subscriptions	Medium, 29.0	23.0
nextPageUrl	String	Returns the next page of subscriptions. If there is no next page, returns the string "null"	Small, 29.0	23.0

Property	Type	Description	Filter Group and Version	Available Version
mySubscription	Reference	Returns information about the subscription, or <code>null</code> if the context user is not subscribed.	Medium, 29.0	23.0
previousPageUrl	String	Returns the previous page of subscriptions. If there is no previous page, returns the string "null"	Medium, 29.0	23.0
subscriptions	Subscription[]	Collection of subscriptions	Small, 29.0	23.0
total	Integer	Total number of subscriptions	Small, 29.0	23.0

Time Zone

The user's time zone as selected in the user's personal settings in Salesforce. This value does not reflect a device's current location.

Property	Type	Description	Filter Group and Version	Available Version
gmtOffset	Double	Signed offset, in hours, from GMT	Small, 30.0	30.0
name	String	Display name of this time zone	Small, 30.0	30.0

Topic

Property	Type	Description	Filter Group and Version	Available Version
createdDate	String	ISO8601 date string, for example, 2011-02-25T18:24:31.000Z	Big, 29.0	28.0
description	String	Description of the topic	Big, 29.0	28.0
id	String	18-character ID of the topic	Small, 29.0	28.0
images	Topic Images	Images associated with the topic	Medium, 32.0	32.0
isBeingDeleted	Boolean	<code>true</code> if the topic is currently being deleted; <code>false</code> otherwise. After the topic is deleted, when attempting to retrieve the topic, the response is 404: Not Found .	Small, 33.0	33.0
name	String	Name of the topic	Small, 29.0	24.0
nonLocalized Name	String	Non-localized name of the topic	Medium, 36.0	36.0
talkingAbout	Integer	Number of people talking about this topic over the last two months, based on factors such as topic additions and comments on posts with the topic	Medium, 29.0	28.0

Property	Type	Description	Filter Group and Version	Available Version
url	String	URL to the topic detail page	Small, 29.0	29.0

Topic Collection

Property	Type	Description	Filter Group and Version	Available Version
currentPageUrl	String	Returns the current page of topics	Medium, 32.0 Small, 29.0–31.0	29.0
nextPageUrl	String	Returns the next page of topics. If there is no next page, returns the string "null"	Small, 29.0	29.0
topics	Topic[]	Collection of topics	Small, 29.0	24.0

Topic Endorsement

Represents one user endorsing another user for a single topic.

Property	Type	Description	Filter Group and Version	Available Version
endorsee	User Summary	User being endorsed	Small, 30.0	30.0
endorsementId	String	ID of the endorsement record	Small, 30.0	30.0
endorser	User Summary	User performing the endorsement	Small, 30.0	30.0
topic	Topic	Topic the user is being endorsed for	Small, 30.0	30.0
url	String	Chatter REST API resource URL for the endorsement record	Small, 30.0	30.0

Topic Endorsement Collection

A collection of topic endorsement response bodies.

Property	Type	Description	Filter Group and Version	Available Version
currentPageUrl	String	Chatter REST API URL identifying the current page.	Medium, 30.0	30.0
topicEndorsements	Topic Endorsement[]	Collection of topic endorsement response bodies	Small, 30.0	30.0

Property	Type	Description	Filter Group and Version	Available Version
nextPageUrl	String	Chatter REST API URL identifying the next page or <code>null</code> if there isn't a next page. Check whether this value is <code>null</code> before getting another page. If a page doesn't exist, a <code>ConnectApi.NotFoundException</code> error is returned.	Small, 30.0	30.0
previousPageUrl	String	Chatter REST API URL identifying the previous page or <code>null</code> if there isn't a previous page.	Medium, 30.0	30.0

Topic Images

Images associated with a topic.

Property Name	Type	Description	Filter Group and Version	Available Version
coverImageUrl	String	URL to a topic's cover image, which appears on the topic page. Both topics and managed topics can have cover images.	Small, 32.0	32.0
featuredImageUrl	String	URL to a managed topic's featured image, which appears wherever you feature it, for example, on the communities home page.	Small, 32.0	32.0

Topic Opt Out

An "opt out" from a topic. Indicates that a user doesn't want to be identified as knowledgeable about a topic.

Property	Type	Description	Filter Group and Version	Available Version
id	String	ID of the topic opt out record	Small, 30.0	30.0
reason	String	The reason the user is opting out of the topic. The only valid value is <code>topicInfluenceHide</code> .	Small, 30.0	30.0
topic	Topic	Topic the user opted out of	Small, 30.0	30.0
url	String	Chatter REST API resource URL for the topic opt out	Small, 30.0	30.0
user	User Summary	User that opted out of the topic	Small, 30.0	30.0

Topic Opt Out Collection

A collection of topic opt out response bodies.

Property	Type	Description	Filter Group and Version	Available Version
currentPageUrl	String	Chatter REST API URL identifying the current page.	Medium, 30.0	30.0
topicOptOuts	Topic Opt Out[]	Collection of topic opt out response bodies.	Small, 30.0	30.0

Topic Suggestion

Property	Type	Description	Filter Group and Version	Available Version
existingTopic	Topic	Topic that already exists or <code>null</code> for a new topic	Small, 29.0	28.0
name	String	Name of the topic	Small, 29.0	28.0

Topic Suggestion Collection

Property	Type	Description	Filter Group and Version	Available Version
topic Suggestions	Topic Suggestion[]	Collection of topic suggestion response bodies	Small, 29.0	28.0

Topics Capability

If a feed element has this capability, the context user can add topics to it. Topics help users organize and discover conversations.

Property Name	Type	Description	Filter and Version	Available Version
canAssignTopics	Boolean	<code>true</code> if a topic can be assigned to the feed element, <code>false</code> otherwise.	Small, 32.0	32.0
items	Topic[]	A collection of topics associated with this feed element.	Small, 32.0	32.0

Topics People Are Knowledgeable About

Represents a topic that a specified user is knowledgeable about.

Property	Type	Description	Filter Group and Version	Available Version
<code>isEndorsedByMe</code>	Boolean	Specifies if the knowledgeable user is endorsed for the topic by the context user, <code>true</code> if so, <code>false</code> otherwise	Small, 30.0	30.0
<code>knowledgeableId</code>	String	ID of the knowledgeable record	Small, 30.0	30.0
<code>numEndorsements</code>	Integer	Number of endorsements received by the knowledgeable user for the topic	Medium, 30.0	30.0
<code>reasons</code>	String	Specifies the reasons why the user is considered knowledgeable about the topic. Valid values are: <ul style="list-style-type: none"> <code>Influential</code>—User was mentioned in posts or in comments on posts with the topic or received likes on comments on posts with the topic. <code>Endorsed</code>—User received endorsement from another user for the topic. 	Medium, 30.0	30.0
<code>topic</code>	Topic	Topic that the user is knowledgeable about	Small, 30.0	30.0

Topics People Are Knowledgeable About Collection

A collection of topics people are knowledgeable about response bodies.

Property	Type	Description	Filter Group and Version	Available Version
<code>currentPageUrl</code>	String	Chatter REST API URL identifying the current page.	Medium, 30.0	30.0
<code>knowledgeableAboutTopic</code>	Topics People Are Knowledgeable About[]	Collection of topics people are knowledgeable about response bodies	Small, 30.0	30.0
<code>nextPageUrl</code>	String	Chatter REST API URL identifying the next page or <code>null</code> if there isn't a next page. Check whether this value is <code>null</code> before getting another page. If a page doesn't exist, a <code>ConnectApi.NotFoundException</code> error is returned.	Small, 30.0	30.0
<code>previousPageUrl</code>	String	Chatter REST API URL identifying the previous page or <code>null</code> if there isn't a previous page.	Medium, 30.0	30.0
<code>userId</code>	String	ID of the user who is knowledgeable about the topics.	Small, 36.0	36.0

Tracked Change Bundle Capability

If a feed element has this capability, it has a group of other feed elements aggregated into one feed element called a *bundle*. This type of bundle aggregates feed tracked changes.

 **Note:** Bundled posts contain feed-tracked changes. In Salesforce1 downloadable apps, bundled posts are in record feeds only.

Property Name	Type	Description	Filter Group and Version	Available Version
changes	Feed Tracked Change[]	Collection of feed tracked changes.	Small, 31.0	31.0
bundleType	String	Specifies the type of bundle. The value is <code>TrackedChanges</code> .	Small, 31.0	31.0
page	Feed Element Page	A collection of feed elements.	Small, 31.0	31.0
totalElements	Integer	The total number of feed elements that this bundle aggregates.	Small, 31.0	31.0

Tracked Changes Capability

If a feed element has this capability, it contains all changes to a record for a single tracked change event.

Property Name	Type	Description	Filter Group and Version	Available Version
changes	Feed Tracked Change[]	Collection of feed tracked changes.	Small, 32.0	32.0

Unauthenticated User

Property	Type	Description	Filter Group and Version	Available Version
name	String	Either the name in the <code>From</code> field of the source email, or the email address from the source email.	Small, 29.0	24.0
type	String	<code>UnauthenticatedUser</code>	Small, 29.0	24.0

User Capabilities

Property	Type	Description	Filter Group and Version	Available Version
canChat	Boolean	Specifies if the context user can use Chatter Messenger with the subject user (<code>true</code>) or not (<code>false</code>)	Small, 29.0	29.0
canDirectMessage	Boolean	Specifies if the context user can direct message the subject user (<code>true</code>) or not (<code>false</code>)	Small, 29.0	29.0
canEdit	Boolean	Specifies if the context user can edit the subject user's account (<code>true</code>) or not (<code>false</code>)	Small, 29.0	29.0
canFollow	Boolean	Specifies if the context user can follow the subject user's feed (<code>true</code>) or not (<code>false</code>)	Small, 29.0	29.0
canViewFeed	Boolean	Specifies if the context user can view the feed of the subject user (<code>true</code>) or not (<code>false</code>)	Small, 29.0	29.0
canViewFullProfile	Boolean	Specifies if the context user can view the full profile of the subject user (<code>true</code>) or only the limited profile (<code>false</code>)	Small, 29.0	29.0
isModerator	Boolean	Specifies if the subject user is a Chatter moderator or admin (<code>true</code>) or not (<code>false</code>)	Small, 29.0	29.0

User Chatter Settings

A user's global Chatter settings.

Property	Type	Description	Filter Group and Version	Available Since
defaultGroupEmailFrequency	String	<p>The default frequency with which a user receives email from a group when they join it. Values are:</p> <ul style="list-style-type: none"> • <code>EachPost</code> • <code>DailyDigest</code> • <code>WeeklyDigest</code> • <code>Never</code> <p>In communities, the <code>Email on every post</code> option is disabled once more than 10,000 members choose this setting for the group. All members who had this option selected are automatically switched to <code>Daily digests</code>.</p>	Small, 29.0	27.0

User Detail

If a context user doesn't have permission to see a property, the property is set to `null`.

Property	Type	Description	Filter Group and Version	Available Version
<code>aboutMe</code>	String	Text from user's profile	Big, 29.0	23.0
<code>additionalLabel</code>	String	An additional label for the user, for example, "Customer," "Partner," or "Acme Corporation." If the user doesn't have an additional label, the value is <code>null</code> .	Small, 30.0	30.0
<code>address</code>	Address	Address	Big, 29.0	23.0
<code>bannerPhoto</code>	Banner Photo	User's banner photo	Big, 36.0	36.0
<code>chatterActivity</code>	Chatter Activity	Chatter activity statistics	Big, 29.0	23.0
<code>chatterInfluence</code>	Chatter Influence	User's influence rank	Big, 29.0	23.0
<code>communityNickname</code>	String	User's nickname in the community	Medium, 32.0	32.0
<code>companyName</code>	String	Company name	Small, 29.0	23.0
<code>currentStatus</code>	User Status	 Note: This property is no longer available as of version 25.0. User's current status		23.0–25.0
<code>displayName</code>	String	User's name that is displayed in the community. If nicknames are enabled, the nickname is displayed. If nicknames aren't enabled, the full name is displayed.	Small, 32.0	32.0
<code>email</code>	String	User's email address	Medium, 29.0	23.0
<code>firstName</code>	String	User's first name	Small, 29.0	23.0
<code>followersCount</code>	Integer	Number of users following this user	Big, 29.0	23.0
<code>followingCounts</code>	Following Counts	Information about items the user is following	Big, 29.0	23.0
<code>groupCount</code>	Integer	Number of groups user is following	Big, 29.0	23.0
<code>hasChatter</code>	Boolean	<code>true</code> if user has access to Chatter; <code>false</code> otherwise	Small, 31.0	31.0
<code>id</code>	String	18-character ID of the user	Small, 29.0	23.0
<code>isActive</code>	Boolean	<code>true</code> if user is active, <code>false</code> otherwise	Small, 29.0	23.0
<code>isChatterGuest</code>	Boolean	 Note: This property is no longer available as of version 26.0. Use the <code>userType</code> property instead. <code>true</code> if user is a Chatter customer, <code>false</code> otherwise		23.0–25.0

Property	Type	Description	Filter Group and Version	Available Version
<code>isInThisCommunity</code>	Boolean	<code>true</code> if user is in the same community as the context user; <code>false</code> otherwise. Can be <code>false</code> for record feed @mentions on posts with the scope "All Users."	Small, 29.0	28.0
<code>lastName</code>	String	User's last name	Small, 29.0	23.0
<code>managerId</code>	String	18-character ID of the user's manager	Big, 29.0	23.0
<code>managerName</code>	String	Locale-based concatenation of manager's first and last names	Big, 29.0	23.0
<code>motif</code>	Motif	Small, medium, and large icons indicating that the object is a user. The motif can also contain the object's base color. The motif icon is not the user's profile picture.	Small, 29.0	27.0
<code>mySubscription</code>	Reference	If the context user is following this user, this contains information about the subscription, else returns <code>null</code>	Medium, 29.0	23.0
<code>name</code>	String	Locale-based concatenation of user's first and last names	Small, 29.0	23.0
<code>phoneNumbers</code>	Phone Number[]	Collection of user's phone numbers	Big, 29.0	23.0
<code>photo</code>	Photo	Information about the user's photos	Small, 29.0	23.0
<code>reputation</code>	Reputation	Reputation of the user in the community, which is determined by the number of points earned from events and actions performed in the community	Big, 32.0	32.0
<code>thanksReceived</code>	Integer	Number of thanks the user has received	Big, 29.0	29.0
<code>title</code>	String	Title of the user	Small, 29.0	23.0
<code>type</code>	String	<code>User</code>	Small, 29.0	23.0
<code>url</code>	String	URL to the user's Chatter profile	Small, 29.0	23.0
<code>username</code>	String	User name of the user, such as <code>Admin@mycompany.com</code>	Small, 29.0	24.0

Property	Type	Description	Filter Group and Version	Available Version
<code>userType</code>	String	Specifies the type of user. Valid values are: <ul style="list-style-type: none"> <code>ChatterGuest</code>—User is an external user in a private group. <code>ChatterOnly</code>—User is a Chatter Free customer. <code>Guest</code>—User is unauthenticated. <code>Internal</code>—User is a standard organization member. <code>Portal</code>—User is an external user in a customer portal, partner portal, or community. <code>System</code>—User is Chatter Expert or a system user. <code>Undefined</code>—User is a user type that is a custom object. 	Medium, 29.0	26.0

SEE ALSO:

[User Summary](#)

User Group Page

A paginated collection of groups a user is a member of.

Property	Type	Description	Filter Group and Version	Available Version
<code>currentPageUrl</code>	String	URL to the current page	Medium, 29.0	23.0
<code>groups</code>	Group []	Collection of groups for a user	Small, 29.0	23.0
<code>nextPageUrl</code>	String	URL to the next page, if there is no next page, returns the string "null"	Small, 29.0	23.0
<code>previousPageUrl</code>	String	URL to the previous page, if there is no previous page, returns the string "null"	Medium, 29.0	23.0
<code>total</code>	Integer	Total number of groups a user is a member of. This number is always the total number of groups a user is a member of, even when the request is a search and the response contains a subset of that total.	Small, 29.0	23.0

User Page

Property	Type	Description	Filter Group and Version	Available Version
currentPageUrl	String	URL to the current page	Medium, 29.0	23.0
nextPageUrl	String	URL to the next page, if there is no next page, returns <code>null</code>	Small, 29.0	23.0
previousPageUrl	String	URL to the previous page, if there is no previous page, returns <code>null</code>	Medium, 29.0	23.0
users	User Detail[]	Collection of user detail information.	Small, 29.0	24.0

User Profile

Property	Type	Description	Filter Group and Version	Available Version
capabilities	User Capabilities	The context user's capabilities specific to the subject user's profile	Medium, 29.0	29.0
id	String	The ID of the user attached to the profile	Small, 29.0	29.0
tabs	User Profile Tab[]	The tabs visible to the context user for that user type	Big, 29.0	29.0
url	String	The URL of the user's profile	Small, 29.0	29.0
userDetail	User Detail	The details about the user attached to the profile	Small, 29.0	29.0

User Profile Tab

Property	Type	Description	Filter Group and Version	Available Version
id	String	The tab's unique identifier or 18-character Id	Small, 29.0	29.0
isDefault	Boolean	Specifies if the tab appears first when clicking the user profile (<code>true</code>) or not (<code>false</code>)	Small, 29.0	29.0
tabType	String	Specifies the type of user profile tab: <ul style="list-style-type: none"> <code>CustomVisualForce</code>—Tab that displays data from a Visualforce page. <code>CustomWeb</code>—Tab that displays data from any external Web-based application or Web page. <code>Element</code>—Tab that displays generic content inline. 	Small, 29.0	29.0

Property	Type	Description	Filter Group and Version	Available Version
		<ul style="list-style-type: none"> Feed—Tab that displays the Chatter feed. Overview—Tab that displays user details. 		
tabUrl	String	The current tab's content URL (for non built-in tab types)	Small, 29.0	29.0

User Reference Collection

A collection of user references.

Property Name	Type	Description	Filter Group and Version	Available Version
currentPageUrl	String	URL to the current page.	Small, 35.0	35.0
nextPageUrl	String	URL to the next page.	Small, 35.0	35.0
previousPageUrl	String	URL to the previous page.	Small, 35.0	35.0
userCount	Integer	Number of users in the collection.	Small, 35.0	35.0
users	Reference[]	A collection of user references.	Small, 35.0	35.0

User Settings

Settings specific to a user.

Property	Type	Description	Filter Group and Version	Available Version
approvalPosts	Boolean	User can approve workflows from Chatter posts.	Small, 29.0	27.0
canFollow	Boolean	The context user is allowed to follow things.	Small, 29.0	24.0
canModifyAllData	Boolean	User has "Modify all Data" permission	Small, 29.0	24.0
canOwnGroups	Boolean	User can own groups	Small, 29.0	24.0
canViewAllData	Boolean	User has "View all Data" permission	Small, 29.0	24.0
canViewAllGroups	Boolean	User has "View all Groups" permission	Small, 29.0	24.0
canViewAllUsers	Boolean	User has "View all Users" permission	Small, 29.0	24.0
canViewCommunitySwitcher	Boolean	User can see the community switcher menu.	Small, 34.0	34.0


Property	Type	Description	Filter Group and Version	Available Version
canViewFullUserProfile	Boolean	User can see of other user's Chatter profiles	Small, 29.0	24.0
canViewPublicFiles	Boolean	User can see all files marked as public	Small, 29.0	24.0
currencySymbol	String	Currency symbol to use for displaying currency values. Applicable only when the <code>multiCurrency</code> property of the Features response body is <code>false</code> .	Small, 29.0	28.0
externalUser	Boolean	User is a Chattercustomer	Small, 29.0	24.0
fileSyncLimit	Integer	Maximum number of files user can sync	Small, 32.0	32.0
fileSyncStorageLimit	Integer	Maximum storage for synced files, in megabytes (MB)	Small, 29.0	29.0
folderSyncLimit	Integer	Maximum number of folders user can sync	Small, 32.0	32.0
hasAccessToInternalOrg	Boolean	User is a member of the internal organization	Small, 29.0	26.0
hasChatter	Boolean	User has access to Chatter	Small, 31.0	31.0
hasFileSync	Boolean	User has "Sync Files" permission	Small, 29.0	26.0
hasFileSyncManagedClientAutoUpdate	Boolean	Administrator for the user's organization allows file sync clients to update automatically.	Small, 34.0	34.0
hasRestDataApiAccess	Boolean	User has access to REST API.	Small, 29.0	29.0
timeZone	Time Zone	The user's time zone as selected in the user's personal settings in Salesforce. This value does not reflect a device's current location.	Small, 30.0	30.0
userDefaultCurrencyIsoCode	String	The ISO code for the default currency. Applicable only when the <code>multiCurrency</code> property of the Features response body is <code>true</code> .	Small, 29.0	28.0
userId	String	18-character ID of the user	Small, 29.0	24.0
userLocale	String	Locale of user	Small, 29.0	24.0

User Status

Property	Type	Description	Filter Group and Version	Available Version
body	Feed Item Body[]	Body of the post	Small, 29.0	23.0–25.0
parentId	String	18-character ID	Small, 29.0	23.0–25.0
url	String	URL to this user status post	Small, 29.0	23.0–25.0


User Summary

The User Summary response body is a subset of the User Detail response body.

Property	Type	Description	Filter Group and Version	Available Version
additionalLabel	String	An additional label for the user, for example, "Customer," "Partner," or "Acme Corporation." If the user doesn't have an additional label, the value is <code>null</code> .	Small, 30.0	30.0
communityNickname	String	User's nickname in the community	Medium, 32.0	32.0
companyName	String	Name of the company	Small, 29.0	23.0
displayName	String	User's name that is displayed in the community. If nicknames are enabled, the nickname is displayed. If nicknames aren't enabled, the full name is displayed.	Small, 32.0	32.0
firstName	String	User's first name	Small, 29.0	23.0
id	String	18-character ID	Small, 29.0	23.0
isActive	Boolean	<code>true</code> if user is active, <code>false</code> otherwise.	Small, 29.0	25.0
isChatterGuest	Boolean	 Note: This property is no longer available as of version 26.0. Use the <code>userType</code> property instead. <code>true</code> if user is a Chatter customer, <code>false</code> otherwise		23.0–26.0
isInThisCommunity	Boolean	<code>true</code> if user is in the same community as the context user; <code>false</code> otherwise. Can be <code>false</code> for record feed @mentions on posts with the scope "All Users."	Small, 29.0	28.0
lastName	String	User's last name	Small, 29.0	23.0

Property	Type	Description	Filter Group and Version	Available Version
<code>motif</code>	Motif	Small, medium, and large icons indicating that the object is a user. The motif can also contain the object's base color. The motif icon is not the user's profile photo.	Small, 29.0	27.0
<code>mySubscription</code>	Reference	If the context user is following this user, this contains information about the subscription, else returns <code>null</code>	Medium, 29.0	23.0
<code>name</code>	String	Locale-based concatenation of first and last names	Small, 29.0	23.0
<code>photo</code>	Photo	Information about the user's photo	Small, 29.0	23.0
<code>reputation</code>	Reputation	Reputation of the user in the community, which is determined by the number of points earned from events and actions performed in the community	Big, 32.0	32.0
<code>title</code>	String	Title of the user	Small, 29.0	23.0
<code>type</code>	String	User	Small, 29.0	23.0
<code>url</code>	String	URL to the user's Chatter profile	Small, 29.0	23.0
<code>userType</code>	String	Specifies the type of user. Valid values are: <ul style="list-style-type: none"> <code>ChatterGuest</code>—User is an external user in a private group. <code>ChatterOnly</code>—User is a Chatter Free customer. <code>Guest</code>—User is unauthenticated. <code>Internal</code>—User is a standard organization member. <code>Portal</code>—User is an external user in a customer portal, partner portal, or community. <code>System</code>—User is Chatter Expert or a system user. <code>Undefined</code>—User is a user type that is a custom object. 	Medium, 29.0	26.0

Example:

 **Note:** If the user's name is Chatter Expert and the return contains mostly null values, it indicates that the Chatter Expert user is either deactivated or taken over by an administrator, or the organization was created before Salesforce introduced the Chatter Expert user. This is a special user that offers tips, tricks, and sample posts to help users get started with Chatter.

SEE ALSO:

[User Detail](#)

Zone

A Chatter Answers zone.

Property	Type	Description	Filter Group and Version	Available Version
<code>description</code>	String	The description of the zone	Big, 29.0	29.0
<code>id</code>	String	The zone ID	Small, 29.0	29.0
<code>isActive</code>	Boolean	Indicates that the zone is active	Small, 29.0	29.0
<code>isChatterAnswers</code>	Boolean	Indicates that the zone is available for Chatter Answers	Small, 29.0	29.0
<code>name</code>	String	Name of the zone	Small, 29.0	29.0
<code>url</code>	String	Chatter REST API resource URL for the zone	Small, 30.0	30.0
<code>visibility</code>	String	Zone visibility type. One of these values: <ul style="list-style-type: none"> • <code>Community</code>—Available in a community. • <code>Internal</code>—Available internally only. • <code>Portal</code>—Available in a portal. 	Small, 29.0	29.0
<code>visibilityId</code>	String	If the zone is available in a portal or a community, this property contains the ID of the portal or community. If the zone is available to all portals, this property contains the value <code>All</code> .	Small, 29.0	29.0

Zone Page

A page of Chatter Answers zones.

Property	Type	Description	Filter Group and Version	Available Version
<code>zones</code>	Zone[]	Collection of one or more zones	Small, 29.0	29.0
<code>currentPageUrl</code>	String	Chatter REST API URL identifying the current page.	Medium, 29.0	29.0
<code>nextPageUrl</code>	String	Chatter REST API URL identifying the next page or <code>null</code> if there isn't a next page. Check whether this value is <code>null</code> before getting another page. If a page doesn't exist, a <code>ConnectApi.NotFoundException</code> error is returned.	Small, 29.0	29.0

Zone Search Page

A page of results from a search within a Chatter Answers zone.

Property	Type	Description	Filter Group and Version	Available Version
currentPageToken	String	Token identifying the current page.	Medium, 29.0	29.0
currentPageUrl	String	Chatter REST API URL identifying the current page.	Medium, 29.0	29.0
items	Zone Search Result[]	Collection of search results	Small, 29.0	29.0
currentPageToken	String	Token identifying the next page or <code>null</code> if there isn't a next page.	Small, 29.0	29.0
nextPageUrl	String	Chatter REST API URL identifying the next page or <code>null</code> if there isn't a next page. Check whether this value is <code>null</code> before getting another page. If a page doesn't exist, a <code>ConnectApi.NotFoundException</code> error is returned.	Small, 29.0	29.0

Zone Search Result

The result of a search within a Chatter Answers zone.

Property	Type	Description	Filter Group and Version	Available Version
hasBestAnswer	Boolean	Indicates whether or not the search result has a best answer	Small, 29.0	29.0
id	String	ID of the search result. The search result can be a question or an article.	Small, 29.0	29.0
title	String	Title of the search result	Small, 29.0	29.0
type	String	Type of the search result. One of these values: <ul style="list-style-type: none"> <code>Article</code>—Search results contain only articles. <code>Question</code>—Search results contain only questions. 	Small, 29.0	29.0
voteCount	String	Number of votes given to the search result	Small, 29.0	29.0

CHAPTER 8 Chatter REST API Appendices

This chapter contains appendix material.

IN THIS SECTION:

[Action Links Labels](#)


Use these labels for action link buttons.

Action Links Labels

Use these labels for action link buttons.

An action link is a button on a feed element. Clicking an action link can take a user to a Web page, initiate a file download, or invoke an API call to Salesforce or to an external server. An action link includes a URL and an HTTP method, and can include a request body and header information, such as an OAuth token for authentication. Use action links to integrate Salesforce and third-party services into the feed so that users can take action to drive productivity and accelerate innovation.

Specify the key in the `labelKey` property of the [Action Link Definition Input](#) request body. When the action link is rendered, the UI uses labels for the “New,” “Pending,” “Success,” and “Failed” states as needed.

 **Tip:** If none of the predefined labels work for your action link, use a custom label. To use a custom label, create an action link template and define the label in the template. See [Action Link Templates](#).

Key	New	Pending	Success	Failed
Accept	Accept	Acceptance Pending	Accepted	Acceptance Failed
Activate	Activate	Activation Pending	Activated	Activation Failed
Add	Add	Add Pending	Added	Add Failed
Add to Calendar	Add to Calendar	Add to Calendar Pending	Added to Calendar	Add to Calendar Failed
Add to Cart	Add to Cart	Add Pending	Added	Add Failed
Agree	Agree	Agree Pending	Agree	Agree Failed
Alert	Alert	Alert Pending	Alerted	Alert Failed
Answer	Answer	Answer Pending	Answered	Answer Failed
Approve	Approve	Approval Pending	Approved	Approval Failed
Assign	Assign	Assign Pending	Assigned	Assign Failed
Assist	Assist	Assistance Pending	Assisted	Assistance Failed

Key	New	Pending	Success	Failed
Attach	Attach	Attach Pending	Attached	Attach Failed
Authorize	Authorize	Authorization Pending	Authorized	Authorization Failed
Begin	Begin	Begin Pending	Started	Begin Failed
Book	Book	Book Pending	Booked	Book Failed
Buy	Buy	Buy Pending	Bought	Buy Failed
Call	Call	Call Pending	Called	Call Failed
Call Me	Call Me	Call Pending	Call Succeeded	Call Failed
Certify	Certify	Certification Pending	Certified	Certification Failed
Change	Change	Change Pending	Changed	Change Failed
Chat	Chat	Chat Pending	Chat Completed	Chat Failed
Check	Check	Check Pending	Checked	Check Failed
Clear	Clear	Clear Pending	Clear	Clear Failed
Clone	Clone	Clone Pending	Cloned	Clone Failed
Close	Close	Close Pending	Closed	Close Failed
Confirm	Confirm	Confirmation Pending	Confirmed	Confirmation Failed
Convert	Convert	Convert Pending	Converted	Convert Failed
Convert a Lead	Convert a Lead	Lead Conversion Pending	Lead Converted	Lead Conversion Failed
Create	Create	Create Pending	Created	Create Failed
Deactivate	Deactivate	Deactivation Pending	Deactivated	Deactivation Failed
Decline	Decline	Decline Pending	Declined	Decline Failed
Delete	Delete	Delete Pending	Deleted	Delete Failed
Deny	Deny	Denial Pending	Denied	Denial Failed
Detach	Detach	Detach Pending	Detached	Detach Failed
Disagree	Disagree	Disagree Pending	Disagree	Disagree Failed
Dislike	Dislike	Dislike Pending	Disliked	Dislike Failed
Dismiss	Dismiss	Dismissal Pending	Dismissed	Dismissal Failed
Do	Do	Do Response Pending	Do	Do Response Failed
Donate	Donate	Donation Pending	Donated	Donation Failed
Down	Down	Down Response Pending	Down	Down Response Failed
Download	Download	Download Pending	Downloaded	Download Failed

Key	New	Pending	Success	Failed
Edit	Edit	Edit Pending	Edited	Edit Failed
End	End	End Pending	Ended	End Failed
Endorse	Endorse	Endorsement Pending	Endorsed	Endorsement Failed
Enter	Enter	Enter Pending	Entered	Enter Failed
Escalate	Escalate	Escalation Pending	Escalated	Escalation Failed
Estimate	Estimate	Estimate Pending	Estimate	Estimate Failed
Exclude	Exclude	Exclude Pending	Excluded	Exclude Failed
Exit	Exit	Exit Pending	Exited	Exit Failed
Export	Export	Export Pending	Exported	Export Failed
File	File	File Pending	Filed	File Failed
Fill	Fill	Fill Pending	Filled	Fill Failed
Finish	Finish	Finish Pending	Finished	Finish Failed
Flag	Flag	Flag Pending	Flagged	Flag Failed
Flip	Flip	Flip Pending	Flipped	Flip Failed
Follow	Follow	Follow Pending	Followed	Follow Failed
Generate	Generate	Generate Pending	Generated	Generate Failed
Give	Give	Give Pending	Given	Give Failed
Help	Help	Help Pending	Helped	Help Failed
Hide	Hide	Hide Pending	Hidden	Hide Failed
High	High	High Response Pending	High	High Response Failed
Hold	Hold	Hold Pending	Hold Succeeded	Hold Failed
Import	Import	Import Pending	Imported	Import Failed
Include	Include	Include Pending	Included	Include Failed
Join	Join	Join Pending	Joined	Join Failed
Launch	Launch	Launch Pending	Launched	Launch Failed
Leave	Leave	Leave Pending	Left	Leave Failed
Like	Like	Like Pending	Liked	Like Failed
List	List	List Pending	Listed	List Failed
Log	Log	Log Pending	Logged	Log Failed
Log a Call	Log a Call	Log a Call Pending	Logged a Call	Log a Call Failed

Key	New	Pending	Success	Failed
Low	Low	Low Response Pending	Low	Low Response Failed
Mark	Mark	Mark Pending	Marked	Mark Failed
Maybe	Maybe	Maybe Response Pending	Maybe	Maybe Response Failed
Medium	Medium	Medium Response Pending	Medium	Medium Response Failed
Meet	Meet	Meet Pending	Meet	Meet Failed
Message	Message	Message Pending	Message	Message Failed
Move	Move	Move Pending	Moved	Move Failed
Negative	Negative	Negative Response Pending	Negative	Negative Response Failed
New	New	New Pending	New	New Failed
No	No	No Response Pending	No	No Response Failed
OK	OK	OK Response Pending	OK	OK Response Failed
Open	Open	Open Pending	Opened	Open Failed
Order	Order	Order Pending	Ordered	Order Failed
Positive	Positive	Positive Response Pending	Positive	Positive Response Failed
Post	Post	Post Pending	Posted	Post Failed
Post Review	Post Review	Post Pending	Posted	Post Failed
Process	Process	Process Pending	Processed	Process Failed
Provide	Provide	Provide Pending	Provided	Provide Failed
Purchase	Purchase	Purchase Pending	Purchased	Purchase Failed
Quote	Quote	Quote Pending	Quoted	Quote Failed
Receive	Receive	Receive Pending	Received	Receive Failed
Recommend	Recommend	Recommend Pending	Recommended	Recommend Failed
Redo	Redo	Redo Response Pending	Redo	Redo Response Failed
Refresh	Refresh	Refresh Pending	Refreshed	Refresh Failed
Reject	Reject	Rejection Pending	Rejected	Rejection Failed
Release	Release	Release Pending	Released	Release Failed
Remind	Remind	Reminder Pending	Reminded	Reminder Failed
Remove	Remove	Removal Pending	Removed	Removal Failed

Key	New	Pending	Success	Failed
Repeat	Repeat	Repeat Pending	Repeated	Repeat Failed
Report	Report	Report Pending	Reported	Report Failed
Request	Request	Request Pending	Requested	Request Failed
Reserve	Reserve	Reservation Pending	Reserved	Reservation Failed
Resolve	Resolve	Resolve Pending	Resolved	Resolve Failed
Respond	Respond	Response Pending	Responded	Response Failed
Restore	Restore	Restore Pending	Restored	Restore Failed
Review	Review	Review Pending	Reviewed	Review Failed
Revise	Revise	Revision Pending	Revised	Revision Failed
Save	Save	Save Pending	Saved	Save Failed
Schedule	Schedule	Schedule Pending	Scheduled	Schedule Failed
Sell	Sell	Sell Pending	Sold	Sell Failed
Send	Send	Send Pending	Sent	Send Failed
Send Email	Send Email	Send Email Pending	Email Sent	Send Email Failed
Share	Share	Share Pending	Shared	Share Failed
Ship	Ship	Shipment Pending	Shipped	Shipment Failed
Show	Show	Show Pending	Shown	Show Failed
Start	Start	Start Pending	Started	Start Failed
Stop	Stop	Stop Pending	Stopped	Stop Failed
Submit	Submit	Submit Pending	Submitted	Submit Failed
Subscribe	Subscribe	Subscribe Pending	Subscribed	Subscribe Failed
Test	Test	Test Pending	Tested	Test Failed
Thank	Thank	Thanks Pending	Thanked	Thanks Failed
Unauthorize	Unauthorize	Unauthorization Pending	Unauthorized	Unauthorization Failed
Uncheck	Uncheck	Uncheck Pending	Unchecked	Uncheck Failed
Undo	Undo	Undo Response Pending	Undo	Undo Response Failed
Unflag	Unflag	Unflag Pending	Unflagged	Unflag Failed
Unfollow	Unfollow	Unfollow Pending	Unfollowed	Unfollow Failed
Unlike	Unlike	Unlike Pending	Unliked	Unlike Failed
Unmark	Unmark	Unmark Pending	Unmarked	Unmark Failed

Key	New	Pending	Success	Failed
Unsubscribe	Unsubscribe	Unsubscribe Pending	Unsubscribed	Unsubscribe Failed
Up	Up	Up Response Pending	Up	Up Response Failed
Update	Update	Update Pending	Updated	Update Failed
Validate	Validate	Validate Pending	Validated	Validate Failed
Verify	Verify	Verify Pending	Verified	Verify Failed
View	View	View Pending	Viewed	View Failed
Visit	Visit	Visit Pending	Visit Successful	Visit Failed
Yes	Yes	Yes Response Pending	Yes	Yes Response Failed

INDEX

@ me resources [288](#)

A

Access tokens [37](#)

Action Link

inputs [486](#)

Action Link Definition

inputs [478](#)

Action Link Definition response body [554](#)

Action Link Diagnostic [557](#)

Action Link Group Definition

inputs [483](#)

Action link group definition resource [122](#)

Action Link Group Definition response body [557](#)

Action link group definitions resource [119](#)

Action link group templates

deleting [68](#)

editing [67](#)

packaging [68](#)

Action Link Group Templates

design [56](#)

Action link groups resource [123](#)

Action link resource [123](#)

Action Link Template Binding Input [486](#)

Action link templates

creating [64](#)

Action links

invoking example [97](#)

updating status example [97](#)

Action Links

authentication [51](#)

create template example [93](#)

define example [90](#), [93](#)

labels [716](#)

overview [51](#)

post example [90](#), [93](#)

security [51](#)

templates [56](#)

use cases [49](#)

versioning [51](#)

working with [47](#)

Action Links Diagnostic Information [126](#)

Action links resources [118](#), [423](#)

Adding member to a group [352](#)

Adding photo

group [362](#)

Adding photo (*continued*)

user [454](#)

Address response body [559](#)

Announcement [559](#)

Announcement input [487](#)

Announcement Page [559](#)

Announcement resource [130](#)

Announcements

group [346](#)

Announcements Resources [127](#)

Appendices [716](#)

Approval Capability [560](#)

Approval Post Template Field response body [561](#)

Article Item [561](#)

Associated Actions Capability

inputs [489](#)

Associated Actions Capability response body [561](#)

Async queries resources [132](#)

Async Query [133](#), [562](#)

Async Query Collection [563](#)

Async Query Input [489](#)

Attach input

canvas app [490](#)

existing content [491](#)

feed poll [492](#)

link [493](#)

new file upload [493](#)

Authentication [2](#)

B

Banner Capability Response Body [563](#)

Banner Photo [563](#)

Banner Photo Input [494](#)

Batch Collection Input [495](#)

Batch feed items [194](#)

Batch information

group-memberships resource [358](#)

Batch Input [496](#)

Batch requests

batch input [520](#)

batch request input [521](#)

Batch resource [134](#)

Batch Result Item response body [564](#)

Batch Results response body [565](#)

Batching information

groups [346](#)

- Batching information (*continued*)
 - users [433](#)
- Bearer token [38](#)
- Bookmarks
 - feed URL [204](#)
 - resources [176](#)
- Bookmarks Capability Input [497](#)
- Bookmarks Capability Response Body [565](#)
- C**
- Canvas apps
 - attachment input [490](#)
- Canvas Capability [567](#)
- Canvas Capability Input [498](#)
- Capitalized resource name. [133](#)
- Case Comment Capability [565](#)
- Chatter activity
 - get statistics for user example [103](#)
- Chatter Activity response body [567](#)
- Chatter Directory response body [568](#)
- Chatter feed elements [70](#)
- Chatter feed items [70](#)
- Chatter feeds [70](#)
- Chatter in Apex
 - wildcards [19](#)
- Chatter Influence response body [568](#)
- Chatter Likes Capability Response Body [568](#)
- Chatter resource [140](#)
- Chatter REST API
 - cURL [5](#)
 - Differences with other APIs [2](#)
 - examples [79](#)
 - named resources [4](#)
 - resources [6](#)
 - rich input [10](#)
 - tasks [79](#)
 - URLs [4](#)
 - using [2](#)
- ClientInfo response body [569](#)
- Comment Capabilities
 - input [500](#)
- Comment Capabilities Response Body [570](#)
- Comment Page response body [571](#)
- Comment response body [569](#)
- Comments
 - access [141](#)
 - delete [141](#)
 - editability [142](#)
 - editing example [99](#)
- Comments (*continued*)
 - input [499](#)
 - likes [142](#)
 - on feed items [197](#)
 - posting example [86](#)
 - posting example with existing content [87](#)
 - resources [140](#)
- Comments Capability Response Body [571](#)
- Comments Capability, Editability [142](#)
- Communities
 - building URL [4](#)
 - list of [143](#)
 - OAuth [44](#)
 - request example [81](#)
 - specific community information [144](#)
 - working with [68](#)
- Communities Home Feed
 - resources [209](#)
- Communities Knowledge Resources [144](#)
- Communities moderation feed
 - feed elements [211](#)
 - feed items [213](#)
- Communities Moderation Feed
 - resources [211](#)
- Communities Moderation resources [146](#)
- Communities resources [143](#)
- Community Page response body [573](#)
- Community response body [572](#)
- Community Trending Articles [145](#)
- Community Trending Articles for a Topic [145](#)
- Company feed
 - feed elements [215](#)
 - feed items [217](#)
 - getting updated feed elements example [101](#)
 - resources [214](#)
 - URL [215](#)
- Connect
 - resource [153](#)
- Connect Directory response body [573](#)
- Content [573](#)
- Content Capability [576](#)
- Content Capability Input [500](#)
- Conversation Detail response body [578](#)
- Conversation Summary Collection response body [578](#)
- Conversation Summary response body [578](#)
- Conversation Unread Count response body [579](#)
- Conversations
 - input [553](#)
 - unread count [437](#)

CORS [40](#)
Custom List Audience Criteria [579](#)
Custom List Audience Criteria Input [501](#)
Custom Recommendations
 create example [103](#)
 schedule example [103](#)
 target audiences example [103](#)

D

Dashboard component snapshot
 input [504](#)
 resource [154](#)
Dashboard Component Snapshot [579](#)
Dashboard Component Snapshot Capability [580](#)
Data format [2](#)
Datacloud Company [580](#)
Datacloud Company Collection [582](#)
Datacloud Company Information [156](#)
Datacloud Company Order Information [158](#)
Datacloud Contact [583](#)
Datacloud Contact Collection [584](#)
Datacloud Contact Import [157](#)
Datacloud Contact Import Input [502](#)
Datacloud Contact Information [156](#)
Datacloud Contact Order Information [159](#)
Datacloud Import [584](#)
Datacloud Import Status [585](#)
Datacloud Order [585](#)
Datacloud OrderId Information [158](#)
Datacloud Orders [159](#)
Datacloud Purchase Usage Collection [586](#)
Datacloud Resources [156](#)
Datacloud Usage [161](#)
Deleting photo
 group [362](#)
 user [454](#)

E

Edit Capability [586](#)
Email Address response body [587](#)
Email Attachment [587](#)
Email Message Capability [588](#)
Encoding [2](#)
Enhanced Link Capability [588](#)
Environment Hub My Domain Validation [162](#)
Environment Hub My Domain Validation [589](#)
Environment Hub OAuth Url [589](#)
Environment Hub OAuth URL Generator [163](#)
Environment Hub resources [161](#)

Environment Hub Sign-up Member Validation [162](#), [589](#)
Environment Hub SSO User Mapping Generator [163](#)
Environment Hub SSO User Mapping Input [504](#)
Environment Hub SSO User Mapping Validation [590](#)
Error Message response body [590](#)
Error responses [27](#)
Error with Output response body [591](#)
Examples
 approve private group request [108](#)
 create custom recommendations [103](#)
 create group [106](#)
 create topic hierarchy [112](#)
 define action links [90](#), [93](#)
 edit comment [99](#)
 edit feed post [98](#)
 edit question post [99](#)
 edit question title [99](#)
 filter response body [80](#)
 follow record [109](#)
 following list [102](#)
 get @mention proposals [90](#)
 get another user's feed [82](#)
 get Chatter activity statistics for user [103](#)
 get feed with internal feed items only [102](#)
 get following recommendations [103](#)
 get group feed [82](#)
 get my news feed [81](#)
 get record feed [110](#)
 get updated feed elements [101](#)
 get user information, batch [112](#)
 invoke action link [97](#)
 Java [263](#)
 join group [107](#)
 like feed item [100](#)
 like feed item, batch [100](#)
 link post [264](#)
 make communities request [81](#)
 managed topics in communities [112](#)
 post @mention [88](#)
 post a batch of feed elements with binary file [87](#)
 post action links [90](#), [93](#)
 post binary file to Files home [87](#)
 post comment [86](#)
 post comment with binary file [87](#)
 post comment with existing content [87](#)
 post feed element with binary file [87](#)
 post feed element with existing content [83](#)
 post feed element with inline image [85](#)
 post feed item [82](#)

Examples *(continued)*

- post feed item with binary file [87](#)
 - post group photo [87](#)
 - post multiple @mentions [89](#)
 - post rich-text feed element [84](#)
 - post to a group [108](#)
 - post user photo [87](#)
 - reject private group request [108](#)
 - request to join private group [107](#)
 - schedule custom recommendations [103](#)
 - search feed [102](#)
 - send private message [111](#)
 - share feed item [101](#)
 - stop following record [109](#)
 - target audiences for custom recommendations [103](#)
 - update action link status [97](#)
 - update group photo [106](#)
 - update user photo [110](#)
 - update user profile [110](#)
 - upload binary file to Files home [87](#)
 - upload group photo [87](#)
 - upload user photo [87](#)
 - uploading binary files [10](#)
- Explanation Details response body [591](#)
- Explanation Summary response body [593](#)
- ExternalFilePermissionInformationRepresentation [594](#)

F

- Favorite
 - input [507](#)
- Favorite response body [595](#)
- Favorites feed
 - feed elements [223](#)
 - feed items [222](#)
 - list of favorites [219](#)
 - resources [219](#)
 - specific favorite [220](#)
- Favorites Page response body [596](#)
- Features
 - common [46](#)
- Features response body [596](#)
- Feed Directory Item response body [599](#)
- Feed Directory response body [599](#)
- Feed Element [173](#)
- Feed Element Capabilities Input [505](#)
- Feed Element Capabilities Response Body [601](#)
- Feed Element Page Response Body [603](#)
- Feed elements
 - about [70](#)

Feed elements *(continued)*

- company feed [211](#), [215](#)
 - favorites feed [223](#)
 - files feed [226](#)
 - groups feed [239](#)
 - key prefix filtered feed [236](#)
 - layout [70](#)
 - news feed [249](#)
 - people feed [267](#)
 - posting [70](#)
 - posting example with existing content [83](#)
 - posting example with inline image [85](#)
 - posting rich-text example [84](#)
 - record feed [273](#)
 - rendering [70](#)
 - to feed [289](#)
 - user profile feed [297](#)
- Feed Elements [167](#)
- Feed Elements Batch [169](#), [172](#)
- Feed Elements Bookmarks Capability [176](#)
- Feed Elements Capabilities [174](#)
- Feed Elements Capability [186](#)
- Feed Elements Capability Bundle [177](#)
- Feed Elements Capability Chatter Likes [179](#)
- Feed Elements Capability, Approval [174](#), [188](#)
- Feed Elements Capability, Associated Actions [175](#)
- Feed Elements Capability, Banner [175](#)
- Feed Elements Capability, Bundle [177](#)
- Feed Elements Capability, Canvas [178](#)
- Feed Elements Capability, Case Comment [179](#)
- Feed Elements Capability, Content [183](#)
- Feed Elements Capability, Dashboard Component [183](#)
- Feed Elements Capability, Editability [183](#)
- Feed Elements Capability, Email Message [184](#)
- Feed Elements Capability, Enhanced Link [184](#)
- Feed Elements Capability, Files [185](#)
- Feed Elements Capability, Link [185](#)
- Feed Elements Capability, Mute [187](#)
- Feed Elements Capability, Poll [188](#)
- Feed Elements Capability, Recommendations [191](#)
- Feed Elements Capability, Record Snapshot [191](#)
- Feed Elements Capability, Social Post [192](#)
- Feed Elements Capability, Tracked Changes [194](#)
- Feed Elements Comments Capability [180](#)
- Feed Elements Comments Capability Items [181](#)
- Feed Elements Likes Capability [180](#)
- Feed Elements Question and Answers Capability [190](#)
- Feed elements resources
 - resources [164](#)

- Feed Elements Topics Capability [192](#)
- Feed Entity Is Editable [604](#)
- Feed Item Attachment: Approval response body [611](#)
- Feed Item Attachment: Basic Template response body [612](#)
- Feed Item Attachment: Canvas Template response body [613](#)
- Feed Item Attachment: Case Comment response body [613](#)
- Feed Item Attachment: Content response body [615](#)
- Feed Item Attachment: Dashboard response body [616](#)
- Feed Item Attachment: Email Message response body [617](#)
- Feed Item Attachment: Link response body [618](#)
- Feed Item Attachment: Poll response body [618](#)
- Feed Item Attachment: Record Snapshot response body [618](#)
- Feed Item Attachment: Tracked Change response body [619](#)
- Feed Item Body response body [619](#)
- Feed Item Page response body [620](#)
- Feed Item Preamble Message Body response body [621](#)
- Feed Item response body [605](#)
- Feed Item Topic
 - input [512](#)
- Feed Item Topics response body [621](#)
- Feed items
 - about [70](#)
 - accessing [196](#)
 - bookmarking [196](#)
 - company feed [213](#), [217](#)
 - deleting [196](#)
 - favorites feed [222](#)
 - files feed [228](#)
 - groups feed [241](#)
 - input [508](#)
 - key prefix filtered feed [232](#)
 - layout [70](#)
 - like, batch [100](#)
 - liking example [100](#)
 - news feed [252](#)
 - people feed [269](#)
 - posting [70](#)
 - posting example [82](#)
 - record feed [275](#)
 - rendering [70](#)
 - sharing example [101](#)
 - to feed [291](#)
 - topics feed [296](#)
 - user profile feed [299](#)
- Feed Modified Info response body [621](#)
- Feed Poll Choice response body [622](#)
- Feed response body [598](#)
- Feed Tracked Change response body [622](#)
- Feed-items resources
 - accessing specific feed item [196](#)
 - batch [194](#)
 - comments [197](#)
 - likes [199](#)
 - polls [200](#)
 - query [195](#)
 - resources [194](#)
 - topics [201](#)
- Feeds
 - about [70](#)
 - bookmarks resources [203](#)
 - communities home feed [209](#)
 - communities moderation [211](#)
 - company resources [214](#)
 - editing post example [98](#)
 - favorites resources [219](#)
 - files resources [225](#)
 - filter resources [231](#)
 - groups resources [238](#)
 - list resource [224](#)
 - mute resources [244](#)
 - news resource [247](#)
 - people resources [266](#)
 - record resource [272](#)
 - to resources [288](#)
 - topics resources [293](#)
 - user-profile resources [297](#)
 - users resource [428](#)
- File Detail response body [622](#)
- File ID Input [514](#)
- File Preview [329](#), [623](#)
- File Preview Collection [624](#)
- File Preview URL [624](#)
- File Previews [328](#)
- File Share Link response body [624](#)
- File Shares
 - input [515](#)
- File Shares Page response body [625](#)
- File Summary Page response body [628](#)
- File Summary response body [625](#)
- Files
 - group files [351](#)
 - input [512](#)
 - posting binary example [87](#)
 - sync [76](#)
 - topic files [419](#)
 - uploading binary example [10](#), [87](#)
 - working with [76](#)

- Files Capability [629](#)
- Files Capability Input [514](#)
- Files Connect Allowed Item Type Collection [629](#)
- Files Connect Field Definition [629](#)
- Files Connect Field Value Input [516](#)
- Files Connect Item Input [516](#)
- Files Connect Item Type Detail [630](#)
- Files Connect Item Type Summary [630](#)
- Files Connect Permission [630](#)
- Files Connect Permission Collection [631](#)
- Files Connect Permission Collection Input [517](#)
- Files Connect Permission Input [518](#)
- Files Connect Permission Type [631](#)
- Files Connect Provider Type Response Body [631](#)
- Files Connect Repository
 - resource [313](#)
- Files Connect Repository Collection [633](#)
- Files Connect Repository Directory Entries [314](#)
- Files connect repository features response body [633](#)
- Files Connect Repository File [314](#)
- Files Connect Repository File Content [316](#)
- Files Connect Repository File Preview [316](#)
- Files Connect Repository File Previews [316](#)
- Files Connect Repository Folder Item Types [317](#)
- Files Connect Repository Folder Items [318](#)
- Files Connect Repository Item Type [319](#)
- Files Connect Repository List [312](#)
- Files Connect Repository Permission Types [321](#)
- Files Connect Repository Permissions [320](#)
- Files Connect Repository Resources [311](#)
- Files connect repository response body [632](#)
- Files feed
 - feed elements [226](#)
 - feed items [228](#)
 - flat feed [229](#)
 - getting updated feed elements example [101](#)
 - resources [225](#)
 - URL [225](#)
- Files resources
 - content [325](#)
 - file information in batch [331](#)
 - rendition [330](#)
 - shares [326](#)
 - shares link [328](#)
 - specific file information [322](#)
 - user files, filtered by groups [441](#)
 - user files, filtered by sharing [441](#)
 - user files, general [437](#)
- Filter feed
 - flat feed [235](#)
 - getting updated feed elements example [101](#)
 - key prefix [232](#)
 - key prefix feed elements [236](#)
 - key prefix feed items [232](#)
 - list of filters [231](#)
 - resources [231](#)
- Filter response bodies [20](#)
- Filters
 - exclude [22](#)
 - groups [20](#)
 - include [24](#)
- Flat feed
 - files feed [229](#)
 - filtered feed [235](#)
 - groups feed [243](#)
 - news feed [265](#)
 - people feed [270](#)
 - record feed [286](#)
 - to feed [292](#)
 - user-profile feed [310](#)
- Flat Feed Item response body [634](#)
- Flat Feed response body [634](#)
- Folder
 - input [518](#)
- Folder Item
 - input [519](#)
- Folder Item Page response body [635](#)
- Folder Item response body [635](#)
- Folder response body [634](#)
- Follower Page response body [636](#)
- Followers
 - on records [395](#)
 - users resources [442](#)
- Following
 - input [519](#)
 - records [443](#)
 - stop following record example [109](#)
 - users [443](#)
- Following Counts response body [636](#)
- Following Page response body [637](#)
- Forecasting Jump-To-User [335](#)
- Forecasting Manager [637](#)
- Forecasting Manager Ancestors [637](#)
- Forecasting Manager Ancestors - Specific User [337](#)
- Forecasting Manager Ancestors Query [336](#)
- Forecasting User [638](#)
- Forecasting User Access [337](#), [638](#)

Forecasting User Access Collection [638](#)
 Forecasting User Collection [638](#)
 Forecasts resources [335](#)

G

Generic Bundle Capability Response Body [639](#)
 Generic Feed Element [639](#)
 Group
 input [524](#)
 Group Banner Photo [349](#)
 Group chatter settings
 input [523](#)
 Group Chatter Settings response body [642](#)
 Group Detail response body [643](#)
 Group Information response body [645](#)
 Group member
 input [526](#)
 Group Member Page response body [646](#)
 Group Member response body [645](#)
 Group Membership Request Collection response body [647](#)
 Group Membership Request response body [646](#)
 Group Membership Request Update
 input [526](#)
 Group Page response body [647](#)
 Group Record Input [527](#)
 Group Record Page response body [648](#)
 Group Record response body [647](#)
 Group Records Resources [365](#)
 Group response body [641](#)
 Group-memberships batch resource [358](#)
 Group-memberships resource [358](#)
 Groups
 approve private group request example [108](#)
 create group example [106](#)
 join example [107](#)
 posting example [108](#)
 reject private group request example [108](#)
 requesting membership [357](#)
 requesting membership in a private group [354](#)
 requesting status for membership requests [354](#)
 requesting to join private group example [107](#)
 topic groups [421](#)
 updating group photo example [106](#)
 Groups feed
 feed elements [239](#)
 feed items [241](#)
 flat feed [243](#)
 getting updated feed elements example [101](#)
 resources [238](#)

Groups feed (*continued*)
 URL [238](#)
 Groups Feed
 get group feed example [82](#)
 Groups resources
 announcements information [346](#)
 batching information [346](#)
 files information [351](#)
 groups in organization [339](#)
 information [342](#)
 members [352](#)
 members requests for private groups [354](#)
 membership request [357](#)
 photo [362](#)
 records [364](#)
 settings [366](#)
 topics [367](#)

H

Hash tags
 message segment input [532](#)
 HTML encoding [2](#)

I

Icon response body [648](#)
 Influence
 resource [367](#)
 Influence Thresholds response body [648](#)
 Inputs
 Action Link [486](#)
 Action Link Definition [478](#)
 Action Link Group Definition [483](#)
 Action Link Template Binding Input [486](#)
 Announcement input [487](#)
 Associated Actions Capability [489](#)
 Async Query Input [489](#)
 attachment: existing content [491](#)
 attachment: feed poll [492](#)
 attachment: link [493](#)
 attachment: new file upload [493](#)
 Banner Photo Input [494](#)
 batch [520](#)
 Batch Collection Input [495](#)
 Batch Input [496](#)
 batch request [521](#)
 Bookmarks Capability Input [497](#)
 canvas app [490](#)
 Canvas Capability Input [498](#)
 comment capabilities [500](#)

Inputs (*continued*)

- comments [499](#)
- Content Capability Input [500](#)
- conversation [553](#)
- Custom List Audience Criteria Input [501](#)
- dashboard component snapshot [504](#)
- Datacloud Contact Import Input [502](#)
- Datacloud Order [503](#)
- Environment Hub SSO User Mapping [504](#)
- favorite [507](#)
- Feed Element Capabilities [505](#)
- feed item [508](#)
- feed item topic [512](#)
- feed poll input [512](#)
- File ID Input [514](#)
- file input [512](#)
- file shares [515](#)
- Files Capability Input [514](#)
- Files Connect Field Value Input [516](#)
- Files Connect Item Input [516](#)
- Files Connect Permission Collection Input [517](#)
- Files Connect Permission Input [518](#)
- folder [518](#)
- folder item [519](#)
- following [519](#)
- group [524](#)
- group chatter settings [523](#)
- group member [526](#)
- group membership request update [526](#)
- Group Record Input [527](#)
- Link Capability Input [527](#)
- managed topic [528](#)
- managed topic position collection [530](#)
- managed topic position input [531](#)
- message body [532](#)
- Message Segment Input: Inline Image [533](#)
- Message Segment Input: Markup Begin [534](#)
- Message Segment Input: Markup End [534](#)
- message segment: hash tag [532](#)
- message segment: link [533](#)
- message segment: mention [535](#)
- message segment: text [535](#)
- messages [551](#)
- moderation flag [535](#)
- Mute Capability Input [536](#)
- New User Audience Criteria Input [536](#)
- PATCH [10](#)
- photo [537](#)
- Poll Capability Input [538](#)

Inputs (*continued*)

- POST [10](#)
- Push Notification [539](#)
- PUT [10](#)
- Question and Answers Capability Input [539](#)
- Recommendation Audience Input [540](#)
- Recommendation Definition Input [542](#)
- Request Header [543](#)
- Scheduled Recommendation Input [544](#)
- share [547](#)
- topic [548](#)
- topic assignment [547](#)
- topic endorsement [548](#)
- Topic Names Input [549](#)
- user [551](#)
- user chatter settings [549](#)
- User ID Collection Input [550](#)
- user message: recipient [552](#)
- user message: recipient list [553](#)

J

- Java example [263](#)
- JavaScript [40](#)
- JSON [2](#)

K

- Knowledge Article Version [650](#)
- Knowledge Article Version Collection [650](#)
- Knowledgeable People Collection response body [649](#)
- Knowledgeable People response body [649](#)

L

- Like Message Body response body [651](#)
- Like Page response body [651](#)
- Like response body [651](#)
- Likes
 - access [368](#)
 - delete [368](#)
 - on comments [142](#)
 - on feed item [199](#)
 - resource [368](#)
- Limits [2–3](#)
- Link Capability [652](#)
- Link Capability Input [527](#)
- Link post examples [264](#)
- Links
 - attachment input [493](#)
 - message segment input [533](#)
- List View Definition response body [652](#)

List View Record response body [653](#)
List View response body [653](#)
Localization [2](#)

M

Maintenance Information [654](#)
Managed topic collection [656](#)
Managed topic input [528](#)
Managed Topic Position Collection Input [530](#)
Managed Topic Position Input [531](#)
Managed topic resource [375](#)
Managed topic response body [655](#)
Managed topics resource [369](#)
Members of a group [352](#)
Mention Completion Page response body [657](#)
Mention Completion response body [656](#)
Mention Validation response body [658](#)
Mention Validations response body [658](#)
Mentions
 get proposals example [90](#)
 message segment input [535](#)
 posting example [88](#)
 posting multiple @mentions example [89](#)
 resources [378](#)
Mentions completions
 resources [376](#)
Message body input [532](#)
Message Collection response body [659](#)
Message response body [659](#)
Message segment input
 hash tag [532](#)
 link [533](#)
 mention [535](#)
 text [535](#)
Message Segment Input: Inline Image [533](#)
Message Segment Input: Markup Begin [534](#)
Message Segment Input: Markup End [534](#)
Message Segment: Entity Link response body [660](#)
Message Segment: Field Change Name response body [661](#)
Message Segment: Field Change response body [660](#)
Message Segment: Field Change Value response body [661](#)
Message Segment: Hashtag response body [662](#)
Message Segment: Inline Image [662](#)
Message Segment: Link response body [663](#)
Message Segment: Markup Begin [663](#)
Message Segment: Markup End [664](#)
Message Segment: Mention response body [664](#)
Message Segment: More Changes response body [665](#)
Message Segment: Resource Link response body [666](#)

Message Segment: Text response body [666](#)
Messages
 input [551](#)
 sending private message example [111](#)
 user messages, specific [454](#)
Moderation Capability Response Body [666](#)
Moderation Flag
 input [535](#)
Moderation Flags response body [666](#)
Motif response body [667](#)
Motifs
 batch motifs resource [380](#)
 resource [379](#)
Motifs resources [379](#)
Mute
 feed URL [244](#)
 resources [244](#)
Mute Capability [668](#)
Mute Capability Input [536](#)

N

New file upload [493](#)
New User Audience Criteria [668](#)
New User Audience Criteria Input [536](#)
News feed
 feed elements [249](#)
 feed items [252](#)
 flat feed [265](#)
 get my news feed example [81](#)
 getting updated feed elements example [101](#)
 resources [247](#)
 URL [247](#)
NonEntityRecommendationRepresentation [669](#)

O

OAuth
 authentication [43](#)
 user-agent flow [35](#)
 Web server flow [30](#)
Organization
 resource [154](#)
Organization response body [669](#)
Origin Capability [670](#)
Outputs
 Announcement [559](#)
 Announcement Page [559](#)

P

PATCH input [10](#)

- People feed
 - feed elements [267](#)
 - feed items [269](#)
 - flat feed [270](#)
 - getting updated feed elements example [101](#)
 - resources [266](#)
 - URL [266](#)
 - Phone Number response body [670](#)
 - Photo
 - group [362](#)
 - input [537](#)
 - user [454](#)
 - Photo response body [671](#)
 - Platform Action Group response body [674](#)
 - Platform Action response body [671](#)
 - Poll Capability Input [538](#)
 - Poll Capability Response Body [675](#)
 - Polls
 - attachment input [492](#)
 - feed poll input [512](#)
 - on feed items [200](#)
 - POST input [10](#)
 - Push Notification Input [539](#)
 - Push Notifications Resource [381](#)
 - PUT input [10](#)
- Q**
- Query feed items [195](#)
 - Question And Answers Capability [676](#)
 - Question and Answers Capability Input [539](#)
 - Question and Answers Suggestion Collection [676](#)
 - Question and Answers Suggestions Resource [382](#)
 - Questions
 - editing post example [99](#)
 - editing title example [99](#)
 - Quickstart
 - access token [42](#)
 - Developer Edition [42](#)
 - OAuth [42](#)
 - prerequisites [42](#)
- R**
- Rate Limits [3](#)
 - Recipient
 - input [552](#)
 - list input [553](#)
 - Recommendation Audience [386](#), [678](#)
 - Recommendation Audience Collection [679](#)
 - Recommendation Audience Input [540](#)
 - Recommendation Audience Members [388](#)
 - Recommendation Audience Resources [383](#)
 - Recommendation Audiences [384](#)
 - Recommendation Definition [391](#), [679](#)
 - Recommendation Definition Collection [680](#)
 - Recommendation Definition Input [542](#)
 - Recommendation Definition Photo [393](#)
 - Recommendation Definition Resources [389](#)
 - Recommendation Definitions [389](#)
 - Recommendation response body [677](#)
 - RecommendationCollectionRepresentation [680](#)
 - Recommendations
 - get following recommendations example [103](#)
 - specific action [460](#)
 - specific action and key prefix [467](#)
 - specific action and object category [463](#)
 - specific action and object ID [470](#)
 - specific action and object type [471](#)
 - Recommendations Capability [680](#)
 - Recommended Object [681](#)
 - Record feed
 - feed elements [273](#)
 - feed items [275](#)
 - flat feed [286](#)
 - get internal feed items only example [102](#)
 - getting updated feed elements example [101](#)
 - resources [272](#)
 - URL [272](#)
 - Record Field response body [681](#)
 - Record Field: Blank response body [682](#)
 - Record Field: Compound response body [682](#)
 - Record Field: Currency response body [683](#)
 - Record Field: Date response body [683](#)
 - Record Field: Percent response body [684](#)
 - Record Field: Picklist response body [684](#)
 - Record Field: Reference response body [684](#)
 - Record Field: Reference with Date response body [685](#)
 - Record Snapshot Capability [685](#)
 - Record Summary List response body [686](#)
 - Record Summary response body [686](#)
 - Record View response body [686](#)
 - Record View Section response body [687](#)
 - Records
 - Chatter group records [364](#)
 - followers [395](#)
 - following [443](#)
 - following example [109](#)
 - get record feed [110](#)
 - resources [395](#)

- Reference response body [688](#)
- Refresh tokens [37](#)
- Related List Column response body [652](#)
- Related List Sort response body [654](#)
- Repository Directory Entry Collection [688](#)
- Repository file detail representation [688](#)
- Repository File Summary [689](#)
- Repository Folder Item [690](#)
- Repository Folder Items Collection [690](#)
- Repository folder summary [691](#)
- Repository Group Summary [691](#)
- Repository Permission Type Collection [692](#)
- Repository User Summary [692](#)
- Reputation Level response body [693](#)
- Reputation response body [693](#)
- Request bodies
 - Action Link [486](#)
 - Action Link Definition [478](#)
 - Action Link Group Definition [483](#)
 - Action Link Template Binding Input [486](#)
 - Associated Actions Capability [489](#)
 - Async Query Input [489](#)
 - attachment: canvas app [490](#)
 - attachment: existing content [491](#)
 - attachment: feed poll [492](#)
 - attachment: link [493](#)
 - attachment: new file upload [493](#)
 - Banner Photo Input [494](#)
 - batch [520](#)
 - Batch Collection Input [495](#)
 - Batch Input [496](#)
 - batch request [521](#)
 - Bookmarks Capability Input [497](#)
 - Canvas Capability Input [498](#)
 - comment capabilities [500](#)
 - comments [499](#)
 - Content Capability Input [500](#)
 - conversation [553](#)
 - Custom List Audience Criteria Input [501](#)
 - dashboard component snapshot [504](#)
 - Datacloud Contact Import Input [502](#)
 - datacloud order [503](#)
 - Environment Hub SSO user mapping [504](#)
 - favorite [507](#)
 - Feed Element Capabilities [505](#)
 - feed item [508](#)
 - feed item topic [512](#)
 - feed poll input [512](#)
 - File ID Input [514](#)
 - file input [512](#)
 - file shares [515](#)
 - Files Capability Input [514](#)
 - Files Connect Field Value Input [516](#)
 - Files Connect Item Input [516](#)
 - Files Connect Permission Collection Input [517](#)
 - Files Connect Permission Input [518](#)
 - folder [518](#)
 - folder item [519](#)
 - following [519](#)
 - group [524](#)
 - group chatter settings [523](#)
 - group member [526](#)
 - group membership request update [526](#)
 - Group Record Input [527](#)
 - Link Capability Input [527](#)
 - managed topic [528](#)
 - Managed topic position collection [530](#)
 - managed topic position input [531](#)
 - message body [532](#)
 - Message Segment Input: Inline Image [533](#)
 - Message Segment Input: Markup Begin [534](#)
 - Message Segment Input: Markup End [534](#)
 - message segment: hash tag [532](#)
 - message segment: link [533](#)
 - message segment: mention [535](#)
 - message segment: text [535](#)
 - messages [551](#)
 - moderation flag [535](#)
 - Mute Capability Input [536](#)
 - New User Audience Criteria Input [536](#)
 - photo [537](#)
 - Poll Capability Input [538](#)
 - Push Notification [539](#)
 - Question and Answers Capability Input [539](#)
 - Recommendation Audience Input [540](#)
 - Recommendation Definition Input [542](#)
 - Request Header [543](#)
 - Scheduled Recommendation Input [544](#)
 - share [547](#)
 - topic [548](#)
 - topic assignment [547](#)
 - topic endorsement [548](#)
 - Topic Names Input [549](#)
 - user chatter settings [549](#)
 - User ID Collection Input [550](#)
 - user input [551](#)
 - user message: recipient [552](#)

Request bodies (*continued*)

- user message: recipient list [553](#)

Request Header [693](#)

Request Header Input

- inputs [543](#)

Requesting membership in a group [357](#)Requesting membership in a private group [354](#)

Resources

- action links [118](#), [423](#)

- action links diagnostic information [126](#)

- announcement [130](#)

- Announcements [127](#)

- async queries [132](#)

- async query [133](#)

- batch [134](#)

- batch motifs [380](#)

- bookmarks [176](#)

- chatter [140](#)

- comments [140](#)

- communities [143](#)

- communities home feed [209](#)

- communities knowledge [144](#)

- Communities Moderation [146](#)

- communities moderation feed [211](#)

- community information [144](#)

- Community Trending Articles [145](#)

- Community Trending Articles for a Topic [145](#)

- company feed [214](#)

- connect [153](#)

- dashboard component snapshot [154](#)

- datacloud [156](#)

- datacloud company information [156](#)

- datacloud company order information [158](#)

- datacloud contact import [157](#)

- datacloud contact information [156](#)

- datacloud contact order information [159](#)

- datacloud orderId information [158](#)

- datacloud orders [159](#)

- datacloud usage [161](#)

- Environment Hub [161](#)

- Environment Hub My Domain validation [162](#)

- Environment Hub OAuth URL generator [163](#)

- Environment Hub sign-up member validation [162](#)

- Environment Hub SSO user mapping generator [163](#)

- error responses [27](#)

- favorites [219](#)

- feed element [173](#)

- feed elements [164](#), [167](#)

- feed elements batch [169](#), [172](#)

Resources (*continued*)

- feed elements bookmarks capability [176](#)

- feed elements capabilities [174](#)

- feed elements capability [186](#)

- feed elements capability bundle elements [177](#)

- Feed elements capability chatter likes [179](#)

- feed elements capability, approval [174](#)

- feed elements capability, associated actions [175](#)

- feed elements capability, banner [175](#)

- feed elements capability, bundle [177](#)

- feed elements capability, canvas [178](#)

- feed elements capability, case comment [179](#)

- feed elements capability, content [183](#)

- feed elements capability, dashboard component [183](#)

- feed elements capability, editability [183](#)

- feed elements capability, email message [184](#)

- feed elements capability, enhanced link [184](#)

- feed elements capability, files [185](#)

- feed elements capability, link [185](#)

- Feed Elements Capability, Mute [187](#)

- feed elements capability, origin [188](#)

- feed elements capability, poll [188](#)

- feed elements capability, recommendations [191](#)

- feed elements capability, record snapshot [191](#)

- feed elements capability, social post [192](#)

- feed elements capability, tracked changes [194](#)

- feed elements comments capability [180](#)

- feed elements comments capability items [181](#)

- feed elements links capability [180](#)

- feed elements question and answers capability [190](#)

- feed elements topics capability [192](#)

- feed-items [194](#)

- feeds [224](#)

- File Preview [329](#)

- file previews [328](#)

- files [331](#)

- files connect repository [313](#)

- Files Connect Repository Directory Entries [314](#)

- files connect repository file [314](#)

- files connect repository file content [316](#)

- Files Connect Repository File Preview [316](#)

- Files Connect Repository File Previews [316](#)

- Files Connect Repository Folder Item Types [317](#)

- files connect repository folder items [318](#)

- Files Connect Repository Item Type [319](#)

- files connect repository list [312](#)

- Files Connect Repository Permission Types [321](#)

- Files Connect Repository Permissions [320](#)

- files feed [225](#)

Resources *(continued)*

- filter feed [231](#)
- folders [331](#)
- followers on records [395](#)
- Forecasting Jump-To-User [335](#)
- Forecasting Manager Ancestors - Specific User [337](#)
- Forecasting Manager Ancestors Query [336](#)
- Forecasting User Access [337](#)
- Group Banner Photo [349](#)
- group records [365](#)
- groups feed [238](#)
- influence [367](#)
- likes [368](#)
- list of communities [143](#)
- Lowercase resource name. [133](#)
- managed topic [375](#)
- managed topics [369](#)
- mentions completions [376](#)
- mentions validations [378](#)
- motifs [379](#)
- mute [244](#)
- organization [153](#)
- people feed [266](#)
- push notifications [381](#)
- question and answers suggestions [382](#)
- recommendation audience [386](#)
- recommendation audience members [388](#)
- recommendation audiences [384](#)
- recommendation definition [391](#)
- recommendation definition photo [393](#)
- recommendation definitions [389](#)
- records [395](#)
- scheduled recommendation [404](#)
- scheduled recommendations [398](#)
- subscriptions [408](#)
- topics feed [293](#)
- topics on records [396](#)
- user profile [423](#)
- User Profiles Banner Photo [424](#)
- user profiles photo [426](#)
- user reputation [471](#)
- zone search results [476](#)

Response bodies

- Action Link Definition [554](#)
- Action Link Diagnostic [557](#)
- Action Link Group Definition [557](#)
- Address [559](#)
- Approval Capability [560](#)
- Approval Post Template Field [561](#)

Response bodies *(continued)*

- Article Item [561](#)
- Associated Actions Capability [561](#)
- Async Query [562](#)
- Async Query Collection [563](#)
- Banner Capability [563](#)
- Banner Photo [563](#)
- Batch Result Item [564](#)
- Batch Results [565](#)
- Bookmarks Capability [565](#)
- Canvas Capability [567](#)
- Case Comment Capability [565](#)
- Chatter Activity [567](#)
- Chatter Directory [568](#)
- Chatter Influence [568](#)
- Chatter Likes Capability [568](#)
- ClientInfo [569](#)
- Comment [569](#)
- Comment Page [571](#)
- Comments Capability [571](#)
- CommentsCapabilities [570](#)
- Community [572](#)
- Community Page [573](#)
- Connect Directory [573](#)
- Content [573](#)
- Content Capability [576](#)
- Conversation Detail [578](#)
- Conversation Summary [578](#)
- Conversation Summary Collection [578](#)
- Conversation Unread Count [579](#)
- Custom List Audience Criteria [579](#)
- Dashboard Component Snapshot [579](#)
- Dashboard Component Snapshot Capability [580](#)
- Datacloud Company [580](#)
- Datacloud Company Collection [582](#)
- Datacloud Contact [583](#)
- Datacloud Contact Collection [584](#)
- Datacloud Import [584](#)
- Datacloud Import Status [585](#)
- Datacloud Order [585](#)
- Datacloud Purchase Usage Collection [586](#)
- Edit Capability [586](#)
- Email Address [587](#)
- Email Attachment [587](#)
- Email Message Capability [588](#)
- Enhanced Link Capability [588](#)
- Environment Hub My Domain validation [589](#)
- Environment Hub OAuth URL [589](#)
- Environment Hub sign-up member validation [589](#)

Response bodies (*continued*)

- Environment Hub SSO user mapping validation [590](#)
- Error Message [590](#)
- Error with Output [591](#)
- excluding properties [22](#)
- Explanation Details [591](#)
- Explanation Summary [593](#)
- ExternalFilePermissionInformationRepresentation [594](#)
- Favorite [595](#)
- Favorites Page [596](#)
- Features [596](#)
- Feed [598](#)
- Feed Directory [599](#)
- Feed Directory Item [599](#)
- Feed Element Capabilities [601](#)
- Feed Element Page [603](#)
- Feed Entity Is Editable [604](#)
- Feed Item [605](#)
- Feed Item Attachment: Approval [611](#)
- Feed Item Attachment: Basic Template [612](#)
- Feed Item Attachment: Canvas Template [613](#)
- Feed Item Attachment: Case Comment [613](#)
- Feed Item Attachment: Content [615](#)
- Feed Item Attachment: Dashboard [616](#)
- Feed Item Attachment: Email Message [617](#)
- Feed Item Attachment: Link [618](#)
- Feed Item Attachment: Poll [618](#)
- Feed Item Attachment: Record Snapshot [618](#)
- Feed Item Attachment: Tracked Change [619](#)
- Feed Item Body [619](#)
- Feed Item Page [620](#)
- Feed Item Preamble Message Body [621](#)
- Feed Item Topics [621](#)
- Feed Modified Info [621](#)
- Feed Poll Choice [622](#)
- Feed Tracked Change [622](#)
- File Detail [622](#)
- File Preview [623](#)
- File Preview Collection [624](#)
- File Preview URL [624](#)
- File Share Link [624](#)
- File Shares Page [625](#)
- File Summary [625](#)
- File Summary Page [628](#)
- Files Capability [629](#)
- Files Connect Allowed Item Type Collection [629](#)
- Files Connect Field Definition [629](#)
- Files Connect Item Type Detail [630](#)
- Files Connect Item Type Summary [630](#)

Response bodies (*continued*)

- Files Connect Permission [630](#)
- Files Connect Permission Collection [631](#)
- Files Connect Permission Type [631](#)
- files connect repository [632](#)
- files connect repository collection [633](#)
- files connect repository features [633](#)
- filtering [20](#)
- filtering example [80](#)
- filtering properties [20](#), [22](#), [24](#)
- Flat Feed [634](#)
- Flat Feed Item [634](#)
- Folder [634](#)
- Folder Item [635](#)
- Folder Item Page [635](#)
- Follower Page [636](#)
- Following Counts [636](#)
- Following Page [637](#)
- Forecasting Manager [637](#)
- Forecasting Manager Ancestors [637](#)
- Forecasting User [638](#)
- Forecasting User Access [638](#)
- Forecasting User Access Collection [638](#)
- Forecasting User Collection [638](#)
- Generic Bundle Capability [639](#)
- Generic Feed Element [639](#)
- Group [641](#)
- Group Chatter Settings [642](#)
- Group Detail [643](#)
- Group Information [645](#)
- Group Member [645](#)
- Group Member Page [646](#)
- Group Membership Request [646](#)
- Group Membership Request Collection [647](#)
- Group Page [647](#)
- Group Record [647](#)
- Group Record Page [648](#)
- group records list [648](#)
- Icon [648](#)
- including properties [24](#)
- Influence Thresholds [648](#)
- Knowledge Article Version [650](#)
- Knowledge Article Version Collection [650](#)
- Knowledgeable People [649](#)
- Knowledgeable People Collection [649](#)
- Like [651](#)
- Like Message Body [651](#)
- Like Page [651](#)
- Link Capability [652](#)

Response bodies (*continued*)

- List View Definition [652](#)
- List View Object [653](#)
- List View Record [653](#)
- Maintenance Information [654](#)
- managed topic [655](#)
- managed topic collection [656](#)
- Mention Completion [656](#)
- Mention Completion Page [657](#)
- Mention Validation [658](#)
- Mention Validations [658](#)
- Message [659](#)
- Message Collection [659](#)
- Message Segment: Entity Link [660](#)
- Message Segment: Field Change [660](#)
- Message Segment: Field Change Name [661](#)
- Message Segment: Field Change Value [661](#)
- Message Segment: Hashtag [662](#)
- Message Segment: Inline Image [662](#)
- Message Segment: Link [663](#)
- Message Segment: Markup Begin [663](#)
- Message Segment: Markup End [664](#)
- Message Segment: Mention [664](#)
- Message Segment: More Changes [665](#)
- Message Segment: Resource Link [666](#)
- Message Segment: Text [666](#)
- Moderation Capability [666](#)
- Moderation Flags [666](#)
- Motif [667](#)
- Mute Capability [668](#)
- New User Audience Criteria [668](#)
- NonEntityRecommendationRepresentation [669](#)
- Organization [669](#)
- Origin Capability [670](#)
- Phone Number [670](#)
- Photo [671](#)
- Platform Action [671](#)
- Platform Action Group [674](#)
- Poll Capability [675](#)
- Question And Answers Capability [676](#)
- Question and Answers Suggestion Collection [676](#)
- Recommendation [677](#)
- Recommendation Audience [678](#)
- Recommendation Audience Collection [679](#)
- Recommendation Definition [679](#)
- Recommendation Definition Collection [680](#)
- RecommendationCollectionRepresentation [680](#)
- Recommendations Capability [680](#)
- Recommended Object [681](#)

Response bodies (*continued*)

- Record Field [681](#)
- Record Field: Blank [682](#)
- Record Field: Compound [682](#)
- Record Field: Currency [683](#)
- Record Field: Date [683](#)
- Record Field: Percent [684](#)
- Record Field: Picklist [684](#)
- Record Field: Reference [684](#)
- Record Field: Reference with Date [685](#)
- Record Snapshot Capability [685](#)
- Record Summary [686](#)
- Record Summary List [686](#)
- Record View [686](#)
- Record View Section [687](#)
- Reference [688](#)
- Related List Column [652](#)
- Related List Sort [654](#)
- Repository Directory Entry Collection [688](#)
- repository file detail representation [688](#)
- repository file summary [689](#)
- repository folder item [690](#)
- repository folder items collection [690](#)
- repository folder summary [691](#)
- Repository Group Summary [691](#)
- Repository Permission Type Collection [692](#)
- Repository User Summary [692](#)
- Reputation [693](#)
- Reputation Level [693](#)
- Request Header [693](#)
- Scheduled Recommendation [693](#)
- Scheduled Recommendation Collection [695](#)
- Shares [695](#)
- Social Account [696](#)
- Social Post Capability [696](#)
- Social Post Status [697](#)
- Subscription [698](#)
- Subscription Page [698](#)
- Time Zone [699](#)
- Topic [699](#)
- Topic Collection [700](#)
- Topic Endorsement [700](#)
- Topic Endorsement Collection [700](#)
- Topic images [701](#)
- Topic Opt Out [701](#)
- Topic Opt Out Collection [702](#)
- Topic Suggestion [702](#)
- Topic Suggestion Collection [702](#)
- Topics Capability [702](#)

Response bodies (*continued*)

- Topics People Are Knowledgeable About [702](#)
- Topics People Are Knowledgeable About Collection [703](#)
- Tracked Change Bundle Capability [704](#)
- Tracked Changes Capability [704](#)
- Unauthenticated User [704](#)
- User Capabilities [705](#)
- User Chatter Settings [705](#)
- User Detail [706](#)
- User Group Page [708](#)
- User Page [709](#)
- User Profile [709](#)
- User Profile Tab [709](#)
- User Reference Collection [710](#)
- User Settings [710](#)
- User Status [712](#)
- User Summary [712](#)
- Zone [714](#)
- Zone Page [714](#)
- Zone Search Page [715](#)
- Zone Search Result [715](#)

Response Bodies

- files connect provider type [631](#)

Rich input [10](#)**S**

- Scheduled Recommendation [404](#), [693](#)
- Scheduled Recommendation Collection [695](#)
- Scheduled Recommendation Input [544](#)
- Scheduled Recommendation Resources [398](#)
- Scheduled Recommendations [398](#)
- Search feed items [195](#)
- Settings
 - group [366](#)
 - users [472](#)
- Share
 - input [547](#)
- Shares response body [695](#)
- Social Account [696](#)
- Social Post Capability [696](#)
- Social Post Status [697](#)
- SOQL [132](#), [562](#)
- Subscribing to a group [352](#)
- Subscription Page response body [698](#)
- Subscription response body [698](#)
- Subscriptions
 - resource [408](#)

T

Tasks

- approve private group request [108](#)
- create custom recommendations [103](#)
- create group [106](#)
- create topic hierarchy [112](#)
- define action link templates [93](#)
- define action links [90](#), [93](#)
- edit comment [99](#)
- edit feed post [98](#)
- edit question post [99](#)
- edit question title [99](#)
- filter response body [80](#)
- follow record [109](#)
- get @mention proposals [90](#)
- get another user's feed [82](#)
- get Chatter activity statistics for user [103](#)
- get feed with internal feed items only [102](#)
- get following recommendations [103](#)
- get group feed [82](#)
- get list of records user follows [102](#)
- get my news feed [81](#)
- get record feed [110](#)
- get updated feed elements [101](#)
- get user information, batch [112](#)
- invoke action link [97](#)
- join group [107](#)
- like feed item [100](#)
- like feed item, batch [100](#)
- make communities request [81](#)
- managed topics in communities [112](#)
- post @mention [88](#)
- post a batch of feed elements with binary file [87](#)
- post action links [90](#), [93](#)
- post binary file to Files home [87](#)
- post comment [86](#)
- post comment with binary file [87](#)
- post comment with existing content [87](#)
- post feed element with binary file [87](#)
- post feed element with existing content [83](#)
- post feed element with inline image [85](#)
- post feed item [82](#)
- post feed item with binary file [87](#)
- post group photo [87](#)
- post multiple @mentions [89](#)
- post rich-text feed element [84](#)
- post to a group [108](#)
- post user photo [87](#)
- reject private group request [108](#)

Tasks *(continued)*

- request to join private group [107](#)
- schedule custom recommendations [103](#)
- search feed [102](#)
- send private message [111](#)
- share feed item [101](#)
- stop following record [109](#)
- target audiences for custom recommendations [103](#)
- update action link status [97](#)
- update group photo [106](#)
- update user photo [110](#)
- update user profile [110](#)
- upload binary file to Files home [87](#)
- upload group photo [87](#)
- upload user photo [87](#)

Text

- message segment input [535](#)

Time Zone response body [699](#)

To feed

- feed elements [289](#)
- feed items [291](#)
- flat feed [292](#)
- resources [288](#)
- URL [288](#)

Tokens [37–38](#)

Topic

- input [548](#)

Topic Assignment

- input [547](#)

Topic Collection response body [700](#)

Topic endorsement

- input [548](#)

Topic Endorsement Collection response body [700](#)Topic Endorsement response body [700](#)

Topic Hierarchy

- create example [112](#)

Topic images response body [701](#)Topic Names Input [549](#)Topic Opt Out Collection response body [702](#)Topic Opt Out response body [701](#)Topic resource [415](#)Topic response body [699](#)Topic Suggestion Collection response body [702](#)Topic Suggestion response body [702](#)

Topics

- on feed items [201](#)

Topics Capability Response Body [702](#)

Topics feed

- feed items [296](#)

Topics feed *(continued)*

- resources [293](#)

Topics Feed

- URL [294](#)

Topics on records

- resource [396](#)

Topics People Are Knowledgeable About Collection response body [703](#)Topics People Are Knowledgeable About response body [702](#)

Topics resource

- endorse people [417](#)
- endorsements [418](#)
- files information [419](#)
- groups information [421](#)
- knowledgeable people [421](#)
- knowledgeable people opt out [422](#)
- knowledgeable people opt outs [422](#)
- list of topics [409](#)
- related topics [422](#)
- topic suggestions [412](#)
- trending topics [413](#)

Tracked Change Bundle Capability Response Body [704](#)Tracked Changes Capability [704](#)**U**Unauthenticated User response body [704](#)

Updating photo

- group [362](#)
- user [454](#)

Uploading binary files [10](#)URLs [4](#)Usage Limits [3](#)User Capabilities response body [705](#)

User chatter settings

- input [549](#)

User Chatter Settings response body [705](#)User Detail response body [706](#)User Group Page response body [708](#)User ID Collection Input [550](#)User Page response body [709](#)

User profile

- resources [423](#)

User profile feed

- feed elements [297](#)
- feed items [299](#)

User Profile feed

- get another user's feed example [82](#)

User Profile response body [709](#)User Profile Tab response body [709](#)

Index

- User Profiles Banner Photo [424](#)
 - User Profiles Photo [426](#)
 - User Reference Collection [710](#)
 - User Reputation Resource [471](#)
 - User Settings response body [710](#)
 - User Status response body [712](#)
 - User Summary response body [712](#)
 - User-agent OAuth flow [35](#)
 - User-profile feed
 - flat feed [310](#)
 - resources [297](#)
 - URL [297](#)
 - Users
 - updating photo example [110](#)
 - updating profile example [110](#)
 - Users resources
 - batching information [433](#)
 - change status of conversations [435](#)
 - conversations [433](#)
 - conversations, specific [435](#)
 - conversations, unread count [437](#)
 - files, filtered by groups [441](#)
 - files, filtered by sharing [441](#)
 - files, general [437](#)
 - followers [442](#)
 - following [443](#)
 - groups [445](#)
 - knowledgeable about topics [446](#)
 - knowledgeable about topics, batch users [446](#)
 - messages [447](#)
 - Users resources (*continued*)
 - messages, specific [454](#)
 - photo [454](#)
 - recommendations [457](#)
 - recommendations for specific action [460](#)
 - recommendations for specific action and object ID [470](#)
 - recommendations for specific action and object type [471](#)
 - recommendations, specific action and key prefix [467](#)
 - recommendations, specific action and object category [463](#)
 - search conversations [435](#)
 - topics [474](#)
 - user information [430](#)
 - user profile information [431](#)
 - user settings [472](#)
 - user status [473](#)
- ## W
- Web server OAuth flow [30](#)
 - Wildcards [19](#)
- ## Z
- Zone Page response body [714](#)
 - Zone response body [714](#)
 - Zone Search Page response body [715](#)
 - Zone Search Result response body [715](#)
 - Zones [474](#)
 - Zones resources
 - list of zones in organization [475](#)
 - specific zonezone information [475](#)
 - zone search results [476](#)