
Salesforce1 Mobile URL Schemes

Version 1, 1



CONTENTS

- Chapter 1: Salesforce1** 1
- Chapter 2: Salesforce1** 2
 - Scheme Names 3
 - Actions 3
 - View a Record 3
 - Navigate to Object Home 3
 - Download a File 3
 - Follow a User 4
- Chapter 3: Additional Query Parameters** 5
 - Query Parameters 6
 - View a Record in a Specific Organization 6

CHAPTER 1 Salesforce1

This document describes URL schemes that are supported by the Salesforce1 mobile application for Android and iOS. A URL scheme allows a user to launch the Salesforce1 app from a third-party or web application. An administrator or developer can customize a URL scheme to perform a specific action when the Salesforce1 app launches. For example, if a user receives an email about a feed post, you can create a link for the user to tap to view the post in the Salesforce1 app.

We'll go through the supported URL schemes, attributes, and formatting required to implement URL schemes.

Overview

Salesforce1-supported URL schemes allow your users to launch the Salesforce1 app and perform one of several actions:

- View a specific record in the Salesforce1 app (such as record page, feed post, and user profile pages).
- View and download files.
- Follow a user and navigate to the user profile page.

CHAPTER 2 Salesforce1


In this chapter ...

- [Scheme Names](#)
- [Actions](#)
- [View a Record](#)
- [Navigate to Object Home](#)
- [Download a File](#)
- [Follow a User](#)

A request to the Salesforce1 URL scheme follows this format:

```
<scheme_name>://sObject/<id>/<action>
```

Let's break down each parameter of the URL scheme format:

- `scheme_name`: Supported Salesforce1 scheme names.
- `sObject`: Indicates a single instance of a Salesforce object.
 -  **Note:** This parameter may also support other persisted data types such as apex. See [An Introduction to Apex](#) for more information.
- `id`: The unique single instance of a Salesforce object. `id` lengths of 15 and 18 characters are supported.
- `action`: Supported URL scheme operations.

Scheme Names

Salesforce1 supports the following `scheme_name` parameters for URL schemes:

- `salesforce1://`

Actions

These are the available `action` parameters for URL schemes:

- `view`: Navigates the user to the Salesforce1 app to view a record in detail.
- `home`: Navigates the user to the home page of an object.
- `download`: Download any version of a file.
- `follow`: Follow users to see their posts, comments, and likes in your feed.

Now let's go through some examples of URLs.

View a Record

Use this URL scheme to navigate to Salesforce1 and view a record in detail.

```
<scheme_name>sObject/<id>/view
```

An example of the URL is below, which navigates the user to an Account detail page:

```
salesforce1://sObject/001D000000Jwj9v/view
```



Note: The user must have permission to view the object type in order view the record in detail.

Navigate to Object Home

Use this URL scheme to navigate to the home page of an object.

```
<scheme_name>sObject/<id>/home
```

The following example URL navigates the user to the edit detail page of an Opportunity:

```
salesforce1://sObject/006R0000001r7Rq/home
```

Download a File

Use this URL scheme to view and save a Salesforce file offline.


```
<scheme_name>sObject/<id>/download
```

An example of the URL is below, which navigates the user to a document and saves it offline.

```
salesforce1://sObject/069R00000000mr3/download
```

The `download` action only supports ID values for `ContentDocument` or `ContentDocumentVersion` objects.

The download action for Android only opens the file, and doesn't save it offline.

 **Note:** The user must have permission to view or download a file.

Follow a User

Use this URL scheme to follow a user and navigate to the profile page. The URL scheme navigates to the profile page if the user is already being followed.

```
<scheme_name>sObject/<id>/follow?userid=<current_user_id>
```

Additional Parameter

- `?userid=<current_user_id>`: The `current_user_id` is the user ID of which the URL scheme link (for example, via email) to follow a user is sent to. Currently the Salesforce1 app will only follow the target profile page if the `<current_user_id>` matches that of the current user.

An example of the URL is below, which navigates a user to follow the targeted `<id>` and profile page.

```
salesforce1://sObject/005R0000000Df5W/follow?userid=005R0000000HfcF
```

The `follow` action only supports `User` object.

CHAPTER 3 Additional Query Parameters

In this chapter ...

- [Query Parameters](#)
- [View a Record in a Specific Organization](#)


The Salesforce1 URL schemes also supports query parameters so users who belong to multiple organizations and communities can be correctly redirected.

The additional query parameters append to the Salesforce1 URL scheme format:

```
<scheme_name>sObject/<id>/<action><query_parameter>
```

Query Parameters

These `query_parameter` values are required for an optimal experience when navigating users via URL schemes. The more query parameters are appended to URL schemes, the more accurately users can be redirected. If no query parameters are appended to URL schemes, the likelihood of users getting misdirected increases.

- `sloid=<orgID>`: The `orgID` is the organization ID of the organization that contains the content. If users are logged into the same org ID, they are directed to the content. If users aren't logged in to the same org ID, they are redirected to the login screen.
 **Note:** If users aren't logged in to the same org ID on Android, they aren't redirected to the login screen.
- `slnid=<networkID>`: The `networkID` is the network ID for the community that contains the content. The network ID is null if the community is internal or no community is specified. Users are directed to the correct community after the org ID is validated.
- `sluid=<userID>`: The `userID` is the user ID of the user who has access to the data. If a user with a different `userID` than the one defined in the query parameter has access to the same organization or community, that user gets redirected to the same data.
- `iosoru=<URL>`: The `URL` is the address where the Salesforce1 app prompts to redirect users if it can't direct them to the intended URL scheme.

Let's see some examples of the optional query parameters.


View a Record in a Specific Organization

Use this URL scheme to navigate a user to a specific org and view a record in detail.

```
<scheme_name>sObject/<id>/view?sloid=<orgID>
```

An example of the URL is below, which navigates the user to an Account detail page in a specific org:

```
salesforce1://sObject/001D000000Jwj9v/view?sloid=00DT00000000ABC
```

-  **Note:** If the user isn't logged into the specified org, the user is redirected to the login screen. The user must have permission to view the object type in order to view the record in detail.