
Custom Metadata Types Implementation Guide

Salesforce, Spring '19



CONTENTS

Custom Metadata Types	1
Custom Metadata Types Limitations	2
Custom Metadata Allocations and Usage Calculations	4
Create, Edit, and Delete Custom Metadata Types and Records	6
Define a Custom Metadata Type Declaratively	6
Add or Edit Custom Metadata Records Declaratively	8
Custom Metadata Relationships	8
Create Custom Metadata Relationship Fields	9
Custom Metadata Relationship Considerations	10
View Filtering on Metadata Relationship Fields	10
Load or Update Records with the Custom Metadata Loader	11
Access Custom Metadata Records Programmatically	12
Package Custom Metadata Types and Records	14
Access Rules When Packaging Custom Metadata Types and Records	15
Considerations for Custom Metadata Type Packages	16
Deploy Custom Metadata Types and Records to Production Orgs Using Change Sets	17

CUSTOM METADATA TYPES

You can create your own declarative developer frameworks for internal teams, partners, and customers. Rather than building apps from data, you can build apps that are defined and driven by their own types of metadata. Metadata is the information that describes the configuration of each customer's organization.

EDITIONS

Available in: both Salesforce Classic and Lightning Experience

Available in: **Professional, Enterprise, Performance, Unlimited, Developer,** and **Database.com** Editions

Professional and **Group** Edition orgs can create, edit, and delete custom metadata records only from types in installed packages.

CUSTOM METADATA TYPES LIMITATIONS

When using custom metadata types, be aware of these special behaviors and limitations.

Updating Types and Records

You can update protected types and records in an installed managed package programmatically if your Apex code is in the same namespace as either the records or their type.

To modify records from Apex, you must use the Metadata package in Apex.

If you delete a protected custom metadata type record that was part of a released package, you can't create another record with that name again.

Application lifecycle management tools

Custom metadata types don't support these application lifecycle management tools:

- Version control
- Tooling API
- Developer Console

Licenses

Licenses that are defined for an extension package aren't enforced on custom metadata records in that package unless the types are also in the package.

SOQL

Custom metadata types support the following SOQL query syntax.

```
SELECT fieldList [...]
FROM objectType
    [USING SCOPE filterScope]
[WHERE conditionExpression]
[ORDER BY field {ASC|DESC} [NULLS {FIRST|LAST}} ]
```

- You can use metadata relationship fields in the *fieldList* and *conditionExpression*.
- FROM can include only 1 object.
- You can use the following operators.
 - IN and NOT IN
 - =, >, >=, <, <=, and !=
 - LIKE, including wild cards
 - AND
- You can use ORDER BY only with non-relationship fields.
- You can use ORDER BY, ASC, and DESC with multiple (non-relationship) fields.
- You can only use ORDER BY when the ordered field is a selected field.
- Metadata relationship fields support all standard relationship queries.

Protected custom metadata types

Subscribers can't add custom metadata records to installed custom metadata types that are protected. To allow subscribers to create custom metadata records, the custom metadata type must be public.

Metadata API returns protected custom entity definitions (but not custom metadata records) in subscriber orgs.

EDITIONS

Available in: both Salesforce Classic and Lightning Experience

Available in: **Professional, Enterprise, Performance, Unlimited, Developer, and Database.com** Editions

Professional and **Group** Edition orgs can create, edit, and delete custom metadata records only from types in installed packages.

Custom Metadata Types Limitations

Caching

Custom metadata records are cached at the type level after the first read request. Caching enhances performance on subsequent requests. Requests that are in flight when metadata is updated don't get the most recent metadata.

Global Picklists

Global picklists aren't supported on custom metadata types. You can only use sObject picklists.

Picklists and Managed Packages

- You can add a custom metadata type that has a picklist field with inactive values to a managed package, but you can't upload the package. To upload the package, delete or reactivate the picklist values.
- Subscribers to a released managed package that contains a custom metadata type with a picklist field can't add, delete, or deactivate values from that picklist.
- Developers who release a managed packaged that contains a custom metadata type with a picklist field can add picklist values but not delete or deactivate them.

Shield Platform Encryption


Custom Metadata Types do not support Shield Platform Encryption for fields.

Validation Rules

You can reference up to 15 unique custom metadata types in all validation rules per entity. For example, from all validation rule formulas combined for a specified object, you can reference up to 15 different custom metadata types. However, you can include more than 15 references to the same custom metadata type in your validation rules.

CUSTOM METADATA ALLOCATIONS AND USAGE CALCULATIONS

Understand requirements for custom metadata types and records and how your custom metadata type usage is calculated.

Description	Maximum amount
SOQL queries per Apex transaction	Unlimited
SOQL queries containing long text area fields	Count toward Apex governor limits.
Custom metadata per organization *	10 million characters
Custom metadata per certified managed package *	10 million characters
	 Note: Custom metadata records in certified managed packages that you've installed don't count toward your organization's allotment. However, custom metadata records that you create do count toward it. This rule applies regardless of whether you create records in your own custom metadata type or in a type from a certified managed package.
Fields per custom metadata type or record	100
Custom metadata types per organization	100. This number includes all types developed in the organization and installed from managed and unmanaged packages.
Characters per description field	1,000
Records returned per transaction	50,000
Long Text Area Fields	Long text area fields count toward the custom metadata 10 million character allowed. 255 characters per long text area field count for a given type.

* Record size is based on the maximum field size of each field type, not the actual storage that's used in each field. When adding fields to a custom metadata record, use the appropriate type and specify a length that doesn't exceed what's needed for your data. This action helps you avoid reaching the cached data maximum. For example, if you create a US social security number (SSN) field, select the `Text` data type and specify a length of 9. If instead you selected `Text Area`, the field would add 255 characters to the usage count for each record, regardless of the number of characters entered.

EDITIONS

Available in: both Salesforce Classic and Lightning Experience

Available in: **Professional, Enterprise, Performance, Unlimited, Developer,** and **Database.com** Editions

Professional and **Group Edition** orgs can create, edit, and delete custom metadata records only from types in installed packages.

Usage Calculation

- Usage is calculated in *characters*. You can store up to 10 million characters.
- Standard fields like Label, Name, and Namespace, are included in your usage calculation but Description and Qualified API Name are not.
- Long text area fields (up to 255 characters per long text area field for a given type) are included in the usage calculation.
- Metadata relationship fields count as 15 characters in the usage calculation if their target is another custom metadata type, or 10 characters if the target is Entity Definition or Field Definition.
- Picklists and checkboxes both count as 10 characters.

CREATE, EDIT, AND DELETE CUSTOM METADATA TYPES AND RECORDS

You can use Setup to create, update, and delete custom metadata types and records declaratively. Use the Metadata API to perform these tasks programmatically.

For more information about creating and managing custom metadata types programmatically, see *Custom Metadata Types (CustomObject)* in the [Metadata API Developer Guide](#)

[Define a Custom Metadata Type Declaratively](#)

You can declaratively create and update custom metadata types.

[Add or Edit Custom Metadata Records Declaratively](#)

You can add, modify, or delete a custom metadata record declaratively from Setup.

[Custom Metadata Relationships](#)

Custom metadata relationships provide additional metadata about objects and let you make direct comparisons between different custom metadata types.

[Load or Update Records with the Custom Metadata Loader](#)

Use the custom metadata loader to bulk load or update records of your custom metadata types from a `.csv` file.

EDITIONS

Available in: both Salesforce Classic and Lightning Experience

Available in: **Professional, Enterprise, Performance, Unlimited, Developer, and Database.com** Editions

Professional and **Group** Edition orgs can create, edit, and delete custom metadata records only from types in installed packages.

Define a Custom Metadata Type Declaratively

You can declaratively create and update custom metadata types.

Custom metadata types and records have names and labels. Type names must be unique within their namespace. Record names must be unique within their custom metadata type and namespace.

1. Search Setup for **Custom Metadata Types**.
2. On the All Custom Metadata Types page, click **New Custom Metadata Type**, or click the Label name to modify an existing custom metadata type.
3. Complete these fields.

Field	Description
Label	Refers to the type in a user interface page.
Plural Label	The plural name of the type. If you create a tab for this type, Plural Label is used.
Starts with a vowel sound	Indicates whether “an” precedes the label rather than “a.” (Only when applicable for your org’s default language.)

EDITIONS

Available in: both Salesforce Classic and Lightning Experience

Available in: **Professional, Enterprise, Performance, Unlimited, Developer, and Database.com** Editions

Professional and **Group** Edition orgs can create, edit, and delete custom metadata records only from types in installed packages.

USER PERMISSIONS

To create or edit custom metadata types:

- Author Apex

Field	Description
Object Name	A unique name for referring to the object when using the API. In managed packages, this name prevents naming conflicts with package installations. Use only alphanumeric characters and underscores. The name must begin with a letter and have no spaces. It cannot end with an underscore or use two consecutive underscores.
Description	An optional description of the object. A meaningful description helps you understand the differences between your custom objects when you view them in a list.
Visibility	Who can see the type. <ul style="list-style-type: none"> Public—Anyone can see it. Protected—If the type is installed as part of a managed package, only Apex code in that managed package can use it.

- Click **Save**.
- Under Custom Fields, click **New** to start adding fields to the custom metadata type. Specify the type of information that the field contains, such as a picklist or [metadata relationship](#). For each field, choose a Field Manageability value to determine who can change the field later. If FieldType is `MetadataRelationship` and the manageability of the entity definition field is subscriber-controlled, the Field Definition field must be subscriber-controlled. If the manageability of the entity definition field is upgradeable, the Field Definition field must be either upgradeable or subscriber-controlled.

The screenshot shows the configuration interface for a custom metadata type field. It includes the following sections:

- Field Label:** A text input field with a help icon.
- Length:** A text input field with a placeholder: "Please enter the maximum length for a text field below."
- Field Name:** A text input field with a help icon.
- Description:** A large text area.
- Help Text:** A text area with a help icon.
- Required:** A checkbox labeled "Always require a value in this field in order to save a record".
- Unique:** A checkbox labeled "Do not allow duplicate values".
 - Treat "ABC" and "abc" as duplicate values (case insensitive)
 - Treat "ABC" and "abc" as different values (case sensitive)
- Field Manageability:** A section titled "Who can change field values after records are installed via managed package?".
 - Only the package developer (via package upgrade)
 - Any user with the Customize Application permission (package upgrades won't overwrite the value)
 - No one
- Default Value:** A text input field containing "Show Formula Editor". Below it is a link: "Use formula syntax: e.g., Text in double quotes: 'hello', Number: 25, Percent as decimal: 0.10, Date expression: Today() + 7".

Custom metadata types created before the Winter '15 release don't automatically get layouts. Before adding, updating, or viewing records of this custom metadata type using the UI, you must add a layout that contains all the fields that you want to make editable. In the All Custom Metadata Types page, click the custom metadata type. Then click **New** under Page Layouts.

Add or Edit Custom Metadata Records Declaratively

You can add, modify, or delete a custom metadata record declaratively from Setup.

1. Search Setup for **Custom Metadata Types**.
2. On the All Custom Metadata Types page, click **Manage Records** next to the custom metadata type for which you want to add or modify records..
3. On the list of custom metadata records, click **New**, or click **Edit** to modify an existing custom metadata record.
4. Fill out the fields. The **Protected Component** checkbox determines whether the record is *protected*. A protected record is only accessible to code in the same namespace as either the record or its associated custom metadata type: code you create, code in an unmanaged package, and code in the same managed package as either the protected record or its custom metadata type.
5. Click **Save**.

EDITIONS

Available in: both Salesforce Classic and Lightning Experience

Available in: **Professional, Enterprise, Performance, Unlimited, Developer, and Database.com** Editions

Professional and **Group** Edition orgs can create, edit, and delete custom metadata records only from types in installed packages.

USER PERMISSIONS

To create or modify custom metadata records:

- CustomizeApplication

Custom Metadata Relationships

Custom metadata relationships provide additional metadata about objects and let you make direct comparisons between different custom metadata types.

Like other relationships in Salesforce, custom metadata relationships have a particular domain. When you create a metadata relationship field on a type, you can relate it to another custom metadata type, the EntityDefinition object, or the FieldDefinition object.

When you create a record on a custom metadata type that has a relationship field, you pick the specific field, object, or custom metadata type that record relates to.

The value of a relationship field with the EntityDefinition domain is a custom or standard object that:

- Supports custom fields
- Supports Apex triggers
- Supports custom layouts
- Is not a type of activity, such as a Task or Event
- Is not the User object
- Is not a Salesforce object, such as a SignupRequest

To set the EntityDefinition object as a new value on a relationship field, your org must have access to the object. If, however, your org doesn't have access to relationship field objects for existing records, you can still edit the record and change other field values. Your org can lack access if, for example, the record is part of a package for which you don't have an active license.

EDITIONS

Available in: both Salesforce Classic and Lightning Experience

Available in: **Professional, Enterprise, Performance, Unlimited, Developer, and Database.com** Editions

Professional and **Group** Edition orgs can create, edit, and delete custom metadata records only from types in installed packages.

[Create Custom Metadata Relationship Fields](#)

Creating relationships between custom metadata types, entity definitions, or field definitions is just like creating any other custom field on a custom metadata type.

[Custom Metadata Relationship Considerations](#)

Before you start using custom metadata relationships, keep these considerations in mind.

[View Filtering on Metadata Relationship Fields](#)


When you create a view and filter on a relationship field of a custom metadata type, use these guidelines for entering the filter values.

Create Custom Metadata Relationship Fields

Creating relationships between custom metadata types, entity definitions, or field definitions is just like creating any other custom field on a custom metadata type.

1. From the detail page of your custom metadata type, click **New** under Custom Fields.
2. For the field type, select **Metadata Relationship**.
3. Select what you want to relate the active custom metadata type to.
 - Another custom metadata type
 - Entity Definition—A standard or custom object
 - Field Definition—A standard or custom field from the entity definition object

You pick the specific custom metadata record, object, or field when you create a record on your custom metadata type. After you save the record, the relationship field shows up as a link to the Setup page for the related custom metadata type, object, or field. If you do not have permission to view the object, the field shows up as unlinked text. You can also access the field in the CustomField object in the Metadata API. For example, if you create a field definition named SFA_Field, you can access it via Workbench when viewing CustomField details.

 **Tip:** To access relationship fields with Apex, you can use the `QualifiedApiName` field in the `EntityDefinition` tooling API object.

EDITIONS

Available in: both Salesforce Classic and Lightning Experience

Available in: **Professional, Enterprise, Performance, Unlimited, Developer, and Database.com** Editions

Professional and **Group** Edition orgs can create, edit, and delete custom metadata records only from types in installed packages.

USER PERMISSIONS

To create custom metadata relationships:

- Customize Application

Custom Metadata Relationship Considerations

Before you start using custom metadata relationships, keep these considerations in mind.

- You can query custom metadata relationships the same way you query normal relationships.
- You can't relate public custom metadata types to protected custom metadata types. Protected custom metadata types *can* be related to public custom metadata types.
- You can't relate public custom metadata records to protected custom metadata records. Protected custom metadata records *can* be related to public custom metadata records.
- If you use SOQL to query a custom metadata type, the results include only those records that reference objects you have permission to access. However, a similar query using Setup or the Metadata API results in all relevant records, including records that reference objects you cannot access.

For example, imagine a custom metadata type that has a relationship field that relates to the EntityDefinition object. In some of the custom metadata records, the relationship field references a Lead object. You have permission to access the custom metadata type and its records, but not the Lead object. Using Setup or the Metadata API to query the custom metadata type, the results include records that reference a Lead object. However, if you use a similar SOQL query in your Apex code, the results do not include those records.

The difference in behavior allows you to manage the custom metadata type record without requiring explicit access to the object it references.

- You can't install a package that contains custom metadata type records whose relationship fields reference objects that your org can't access. The installation error message includes the list of objects to which you need access.
- You can install a package that contains custom objects for which you don't have an active license. However, those records do not appear in SOQL queries for any users until you acquire the license to the objects.
- If you don't have permission to view an object in Setup, relationship field values that reference that object appear as plain text rather than links.

View Filtering on Metadata Relationship Fields

When you create a view and filter on a relationship field of a custom metadata type, use these guidelines for entering the filter values.

Setup doesn't provide a lookup window because the list of values is potentially long and unwieldy. Use the following guidelines to determine which values to enter when specifying the filter criteria in the Filter By Additional Fields section.

Filter by an EntityDefinition relationship field to find records that reference a particular object

1. Select the child's metadata relationship field.
2. Select the operator.
3. For the filter value, enter the object name of the referenced object. To find the object name of a custom object, navigate to its Setup management page. For a standard object, use its API name.

Filter by a FieldDefinition relationship field to find records that reference a particular field

1. Select the child's metadata relationship field.
2. Select the operator.

EDITIONS

Available in: both Salesforce Classic and Lightning Experience

Available in: **Professional, Enterprise, Performance, Unlimited, Developer, and Database.com** Editions

Professional and **Group** Edition orgs can create, edit, and delete custom metadata records only from types in installed packages.

EDITIONS

Available in: both Salesforce Classic and Lightning Experience

Available in: **Professional, Enterprise, Performance, Unlimited, Developer, and Database.com** Editions

Professional and **Group** Edition orgs can create, edit, and delete custom metadata records only from types in installed packages.

3. For the filter value, enter the field name of the referenced field. To find the field name of a custom field, navigate to its Setup management page.
4. Specify a separate, additional filter criteria for the controlling entity definition. Both filters are required when filtering on a field definition relationship field.

Filter by a relationship field to find records that reference a record of another custom metadata type

1. Select the child's metadata relationship field.
2. Select the operator.
3. For the filter value, enter the name of the custom metadata type of the parent's record. To find the name of a custom metadata record, navigate to its detail page.

Load or Update Records with the Custom Metadata Loader

Use the custom metadata loader to bulk load or update records of your custom metadata types from a `.csv` file.

The custom metadata loader lets you load or update up to 200 records with a single call.

1. [Download](#) the tool from GitHub and deploy the package to your org via Workbench. Create the `.zip` file from the contents of the `custom_md_loader` directory instead of zipping up the directory itself.
2. Create a `.csv` file with a header that contains the custom metadata type's field API names. Either the Label or the Developer Name field is required. See `sample.csv` in your download for an example. If your org is namespaced, include the namespace prefix in your header. To update an existing custom metadata record, use the Label or Developer Name field to identify it.
3. From Setup, assign the Custom Metadata Loader permission set to the appropriate users, including yourself.
4. From the App Picker, select **Custom Metadata Loader**.
5. Click the **Custom Metadata Loader** tab. If you haven't already done so, the app prompts you to configure your Remote Site Settings.
6. Upload your `.csv` file and select the corresponding custom metadata type.
7. Click **Create/Update custom metadata** to bulk-load the records from the `.csv` file or update existing records. If the file has duplicate Label or Developer Name entries, the last entry becomes the new or updated record.

EDITIONS

Available in: both Salesforce Classic and Lightning Experience

Available in: **Professional, Enterprise, Performance, Unlimited, Developer, and Database.com** Editions

Professional and **Group** Edition orgs can create, edit, and delete custom metadata records only from types in installed packages.

USER PERMISSIONS

To create custom metadata records:

- Customize Application

To use the custom metadata loader:

- Custom Metadata Loader

ACCESS CUSTOM METADATA RECORDS PROGRAMMATICALLY

Use SOQL to access your custom metadata types and to retrieve the API names of the records of those types.

Apex code can create, read, and update (but not delete) custom metadata records, as long as the metadata is subscriber-controlled and visible from within the code's namespace. DML operations aren't allowed on custom metadata in the Partner or Enterprise APIs. With unpackaged metadata, both developer-controlled and subscriber-controlled access behave the same: like subscriber-controlled access. For information about the *Custom Metadata Type__mdt* sObject, see [Custom Metadata Type__mdt](#) in the *Object Reference for Salesforce*. Refer to [Trust, but Verify: Apex Metadata API and Security](#) to learn more about package access in developer-controlled and subscriber-controlled orgs.

The following example declares the Apex variable *custMeta* of the custom metadata type *MyCustomMetadataType__mdt*, which is in your namespace.

```
MyCustomMetadataType__mdt custMeta;
```

Declare the *custMeta* variable of the custom metadata type *TheirCustomMetadataType__mdt*, which isn't in your namespace but is in the *their_ns* namespace.

```
their_ns__TheirCustomMetadataType__mdt custMeta;
```

The following example is a simple query that returns standard and custom fields for all records of the *Threat_Tier_Mapping* custom metadata type and accesses some of their fields.

```
Threat_Tier_Mapping__mdt[] threatMappings = [SELECT MasterLabel, QualifiedApiName,
Field_Mapping__c ,Minimum_Support_Level__c FROM Threat_Tier_Mapping__mdt];

for (Threat_Tier_Mapping__mdt threatMapping : threatMappings) {
    System.debug(threatMapping.MasterLabel + ': ' +
        threatMapping.Field_Mapping__c + ' from ' +
        threatMapping.Team_Building_to_SFA_Field_Mapping__c + ' to '
        threatMapping.Minimum_Support_Level__c);
}
```

To provide an entity that looks more like a *Schema.SObjectDescribeResult* than SOQL, make the Apex class *vacations.ThreatTierMappingDescribeResult* encapsulate the information queried from *vacations__ThreatTierMappingDescribeResult__mdt*. Then create the class *vacations.Vacations* with methods such as:

```
vacations.ThreatTierMappingDescribeResult describeThreatTierMappings(String qualifiedApiName)
{
    Threat_Tier_Mapping__mdt threatMapping = [SELECT <fields> FROM Threat_Tier_Mapping__mdt
WHERE QualifiedApiName = :qualifiedApiName];
```

EDITIONS

Available in: both Salesforce Classic and Lightning Experience

Available in: **Professional, Enterprise, Performance, Unlimited, Developer,** and **Database.com** Editions

Professional and **Group** Edition orgs can create, edit, and delete custom metadata records only from types in installed packages.

Access Custom Metadata Records Programmatically

```
return new ThreatTierMappingDescribeResult(<fieldValues>);  
}
```

In the preceding example, <fields> refers to the fields you want to include in the *describe* and <fieldValues> refers to the values of those fields.

The next example uses a metadata relationship that references another custom metadata type, *Team_Building_to_SFA_Field_Mapping__mdt*, to do a simple right outer join.

```
ThreatTierMapping threatMapping =  
    [SELECT MasterLabel, Team_Building_to_SFA_Field_Mapping__r.MasterLabel FROM  
    Threat_Tier_Mapping__mdt WHERE QualifiedApiName='Easy_Vacations'];  
  
System.debug(threatMapping.MasterLabel + ` is part of ` +  
    Team_Building_to_SFA_Field_Mapping__r.MasterLabel);
```

The following example shows a left outer join starting from *EntityDefinition*. This query uses a relationship field called *Team_Building_Object__c* on *Team_Building_to_SFA_Field_Mapping__mdt*. The child relationship name of this relationship field is *Field_Mappings_From*.

```
for (EntityDefinition entity : allObjects) {  
    System.debug(`Processing mappings for: ` + entity.QualifiedApiName);  
    for (Team_Building_to_SFA_Field_Mapping__mdt fieldMapping : entity.FieldMappingsFrom__r)  
    {  
        System.debug(` Field ` + fieldMapping.Team_Building_Field__c +  
            ` has mapping ` + fieldMapping.QualifiedApiName);  
    }  
}
```

PACKAGE CUSTOM METADATA TYPES AND RECORDS

You can package custom metadata types and records in unmanaged packages, managed packages, or managed package extensions. Your packages can then be installed in Professional, Developer, Enterprise, Performance, Unlimited, and Database.com Edition organizations.

You can add custom metadata types and records to packages using the Lightning Platform user interface. From Setup, enter *Packages* in the *Quick Find* box, then select **Packages**, click your package name, and then click **Add**.

To add custom metadata types:


1. Select the **Custom Metadata Type** component type.
2. Select the custom metadata type you want to add to your package.
3. Click **Add to Package**.

To add custom metadata records:

1. Select the custom metadata type's label from the available component types—for example, *Threat Tier*, or if the type is from a package that you're extending, *Threat Tier [vacations]*.
2. Select the records to add.
3. Click **Add to Package**.

If you add a record to your package, its corresponding type is automatically added.

For information on packaging and installing, see the [ISVforce Guide](#).

 **Note:** You can't uninstall a package with a custom metadata type if you've created your own records of that custom metadata type.

As with all packageable metadata components, you can also add custom metadata types and records to a package by specifying the package's full name in `package.xml`. For example, we specify the package in this fragment from Relaxation Gauntlet's `package.xml` file.

```
<?xml version="1.0" encoding="UTF-8"?>
<Package xmlns="http://soap.sforce.com/2006/04/metadata">
  <fullName>Relaxation Gauntlet</fullName>
  ...
</Package>
```

[Access Rules When Packaging Custom Metadata Types and Records](#)

When you develop a managed package that contains or reads custom metadata types and records, understand the access rules.

[Considerations for Custom Metadata Type Packages](#)

Be aware of the behaviors for packages that contain custom metadata types.

EDITIONS

Available in: both Salesforce Classic and Lightning Experience

Available in: **Professional, Enterprise, Performance, Unlimited, Developer, and Database.com** Editions

Professional and **Group Edition** orgs can create, edit, and delete custom metadata records only from types in installed packages.

Access Rules When Packaging Custom Metadata Types and Records

When you develop a managed package that contains or reads custom metadata types and records, understand the access rules.

For example, custom metadata records can be protected. If a developer releases protected records in a managed package, access to them is limited in specific ways.

- Code that’s in the same namespace as custom metadata records can read the records.
- Code that’s in the same namespace as custom metadata types can read the records that belong to that type.
- Code that’s in a namespace that doesn’t contain either the type or the protected record can’t read the protected records.
- Code that the subscriber creates and code that’s in an unmanaged package can’t read the protected records.

Custom metadata types can also be protected, providing the same access protection as protected records. If you change a type from protected to public, its protected records remain protected, and all other records become public. If you use Setup to create a record on a protected type, **Protected Component** is selected by default.


When a type is public, you can’t convert it to protected. The subscriber can’t create records of a protected type.

EDITIONS

Available in: both Salesforce Classic and Lightning Experience

Available in: **Professional, Enterprise, Performance, Unlimited, Developer, and Database.com** Editions

Professional and **Group** Edition orgs can create, edit, and delete custom metadata records only from types in installed packages.

Entity	Accessibility
Package Creator Org	<ul style="list-style-type: none"> • Admins in the org developing the package can create a custom metadata record in their own package, regardless of the location of the record’s corresponding type. If an admin adds the record to the package, the record is deployed to the subscriber org. • Package creator orgs can delete protected managed released records in the org in which they were created, even if the corresponding type was created in a different org. When subscribers upgrade, the records are deleted from the subscriber org. <p> Important: You can’t delete public managed-released records.</p>
Metadata API Callout	Metadata API callouts behave as if they’re executed by the subscriber org code. As a result, someone can use a callout to view or change all records created by the subscriber org. However, the callout is used only to view or change the public records of installed managed packages. Configure a remote site setting to the subscriber’s Metadata API endpoint to use the Metadata API in the subscriber’s org.
Metadata in Apex	Metadata in Apex callouts behave as if they’re executed by subscriber org code. As a result, someone can use a callout to view or change all records created by the subscriber org. The callout can be used to view or change the public and protected records of installed managed packages.
Record Creator	<ul style="list-style-type: none"> • When you create a protected custom metadata record in your org, only your code, code from unmanaged packages, and code from the same namespace can access the record. • Record creators can create an unpackaged record using a Metadata API callout, even from managed code. Managed-installed code needs a remote site setting configured

Entity	Accessibility
	<p>to execute all callouts. However, creators and subscribers cannot create a custom metadata record in an installed managed package using the Metadata API.</p> <ul style="list-style-type: none"> • If a field of a custom metadata type is upgradeable, the record creator can change the record's field value in the creator's own org. Then, the record creator can upload a new version of the package, even if a different org created the type. If the record is in a managed package, these changes are propagated to the subscriber org when the org upgrades to a new version. • If a field is subscriber controlled, subscribers can also change the value in their own org. If the record is in a managed package, the new field value is propagated only to new package subscribers. Existing subscribers that upgrade to the latest version of the package do not get the new field value.
Subscriber Org	If a field is subscriber controlled, subscribers can also change the value in their own org. If the record is in a managed package, the new field value is propagated only to Subscriber Org new package subscribers. Existing subscribers that upgrade to the latest version of the package do not get the new field value.
SQL Queries in Apex	<p>You can use SOQL queries in your Apex code to view a custom metadata record only if at least one of the following conditions is true.</p> <ul style="list-style-type: none"> • The record is public. • Your Apex code is in the same package as the custom metadata type. • Your Apex code is in the same package as the record.

Considerations for Custom Metadata Type Packages

Be aware of the behaviors for packages that contain custom metadata types.

After you upload a Managed - Released package that contains a custom metadata type, you can't:

- Add required fields to the custom metadata type.
- Set non-required fields to required.
- Delete custom fields that are in the uploaded version of the package. If you add a custom field after the upload, you can still delete it until you upload a new Managed - Released version.
- Delete public custom metadata records that are included in the package.
- Change a public custom metadata record or type in the package to protected. You can, however, change protected records and types to public.
- Change the manageability of any custom field in the package.

EDITIONS

Available in: both Salesforce Classic and Lightning Experience

Available in: **Professional, Enterprise, Performance, Unlimited, Developer,** and **Database.com** Editions

Professional and **Group** Edition orgs can create, edit, and delete custom metadata records only from types in installed packages.

DEPLOY CUSTOM METADATA TYPES AND RECORDS TO PRODUCTION ORGS USING CHANGE SETS

Use change sets to deploy custom metadata types and records from a sandbox to another org. Typically you deploy the change set to a production org.

You can add custom metadata types and records to change sets using the Lightning Platform user interface. From Setup, enter *Outbound Change Sets* in the **Quick Find** box, then select **Outbound Change Sets**, click your change set name, and then click **Add**.

To add custom metadata types:

1. Select the **Custom Metadata Type** component type.
2. Select the custom metadata type you want to add to your outbound change set.
3. Click **Add to Change Set**.
4. To view the dependent components, such as a custom field or a page layout, click **View/Add Dependencies**.
5. Select the dependent components you want to add.
6. Click **Add to Change Set**.

To add custom metadata records:

1. Select the custom metadata type's label from the available component types, for example, *Threat Tier*. If the type is from a package that you're extending, use *Threat Tier [vacations]*.
2. Select the records to add.
3. Click **Add to Change Set**.

If you add a record to a change set, its corresponding type is included in the list of dependent components. If you add a type to a change set, its records are not automatically included in the list of dependent components.

For more information on using change sets, see the [Change Set Development Model](#) module on Trailhead.

EDITIONS

Available in: both Salesforce Classic and Lightning Experience

Available in: **Professional, Enterprise, Performance, Unlimited, Developer,** and **Database.com** Editions

Professional and **Group** Edition orgs can create, edit, and delete custom metadata records only from types in installed packages.